



6 Y 7 DE ABRIL
CIRCUITO DE JEREZ
ÁNGEL NIETO

b16

PreMoto3
Entrenamientos Cronometrados
RESULTADOS ENTRENAMIENTOS

CONDICIONES ATMOSFERICAS: **Soleado**

ESTADO DE LA PISTA: **Seca**

Ord.	#	Piloto	Licencia	Club	Marca	NV	VR	Tiempo	Gap	Intv	VMax
1	46	Alvaro LUCAS	ESP	IGAXTEAM	BeOn	6	3	1:54.041	----	----	188,3
2	5	Ignacio GALAN	ESP	IMPALA HONDA	BeOn	10	10	1:54.149	0.108	0.108	188,4
3	23	Travis BORG	MLT	FRANDO RACING VHC TEA	BeOn	11	3	1:54.268	0.227	0.119	190,2
4	27	Mateo MARULANDA	COL	FRANDO RACING VHC TEA	BeOn	11	11	1:54.277	0.236	0.009	189,0
5	49	Izan RODRIGUEZ	ESP	ETG RACING	BeOn	6	5	1:54.343	0.302	0.066	187,8
6	13	Pedro VARELA	POR	QRG ALEXANDRIA	BeOn	14	12	1:54.358	0.317	0.015	191,1
7	98	Mika SIEBDRATH	GER	SUPERHUGO 44 TEAM	BeOn	9	7	1:54.464	0.423	0.106	190,4
8	26	Alberto ENRIQUEZ	ECU		MIR RACIN	12	12	1:54.481	0.440	0.017	189,4
9	48	Andres GARCIA	ESP	IGAXTEAM	BeOn	10	10	1:54.732	0.691	0.251	196,1
10	64	Carmelo BELLUZZO	ITA	ETG RACING	BeOn	10	9	1:54.898	0.857	0.166	186,9
11	8	Nikola MIROSLAVOV	BUL	BULTACO RACING	BULTACO	12	2	1:55.136	1.095	0.238	191,6
12	62	Ethan G. SPARKS	GBR		BeOn	12	12	1:55.304	1.263	0.168	195,8
13	20	Iker RODRIGUEZ	ESP	IGAXTEAM	BeOn	12	11	1:55.343	1.302	0.039	193,7
14	74	Kensei MATSUDAIRA	USA		BeOn	14	12	1:55.458	1.417	0.115	191,8
15	38	Tommaso PIERONI	ITA	ALMA RACING TEAM	BeOn	13	6	1:55.875	1.834	0.417	192,7
16	11	Oliver CANTOS	ESP		BeOn	12	12	1:56.076	2.035	0.201	189,1
17	81	Jose CEA	ESP	MRE TALENT	BeOn	13	6	1:56.425	2.384	0.349	190,2
18	31	Leonidas C GUIMARAES	USA	MRE TALENT	BeOn	14	14	1:56.454	2.413	0.029	189,6
19	35	Miguel BERNAL	ESP	QRG ALEXANDRIA	BeOn	6	6	1:56.684	2.643	0.230	191,7
20	66	Quentin MANDINE	FRA	MÉCAPROJETS TEAM ADO	BeOn	11	11	1:57.872	3.831	1.188	183,8
21	12	Lewis MULLEN	GBR		BeOn	8	4	1:57.876	3.835	0.004	186,4
22	10	Daniel PAZ	ESP		BeOn	12	12	1:59.570	5.529	1.694	182,8
23	32	Aaron RODRIGUEZ	FRA	MÉCAPROJETS TEAM ADO		12	6	1:59.653	5.612	0.083	187,5
24	22	Celestin MASY	FRA	MÉCAPROJETS TEAM ADO	BeOn	11	11	2:02.419	8.378	2.766	191,4

Tiempo Mínimo para Clasificar.- 2:07.726

Porcentaje para Clasificar: 112%

Circuito de Jerez, 6 DE ABRIL DE 2024

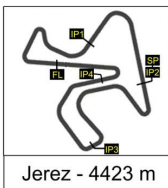
EL JURADO	EL DIRECTOR DE CARRERA	EL OFICIAL DE CRONOMETRAJE
Hora:	Hora:	RESULTADOS PUBLICADOS A LAS 10:20 HORAS

Live Timing live.crono-jerez.com



Pág 1 de 1





Jerez - 4423 m



Campeonato de España de Superbikes



6 Y 7 DE ABRIL

CIRCUITO DE JEREZ
ÁNGEL NIETO

b17

PreMoto3 Carrera 1 PARRILLA DE SALIDA



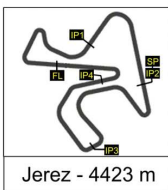
1	1 46 Alvaro LUCAS 1:54.041	2 5 Ignacio GALAN 1:54.149	3 23 Travis BORG 1:54.268
2	4 27 Mateo MARULANDA 1:54.277	5 49 Izan RODRIGUEZ 1:54.343	6 13 Pedro VARELA 1:54.358
3	7 98 Mika SIEBDRATH 1:54.464	8 26 Alberto ENRIQUEZ 1:54.481	9 48 Andres GARCIA 1:54.732
4	10 64 Carmelo BELLUZZO 1:54.898	11 8 Nikola MIROSLAVOV 1:55.136	12 62 Ethan G. SPARKS 1:55.304
5	13 20 Iker RODRIGUEZ 1:55.343	14 74 Kensei MATSUDAIRA 1:55.458	15 38 Tommaso PIERONI 1:55.875
6	16 11 Oliver CANTOS 1:56.076	17 81 Jose CEA 1:56.425	18 31 Leonidas C GUIMARAES 1:56.454
7	19 35 Miguel BERNAL 1:56.684	20 66 Quentin MANDINE 1:57.872	21 12 Lewis MULLEN 1:57.876
8	22 10 Daniel PAZ 1:59.570	23 32 Aaron RODRIGUEZ 1:59.653	24 22 Celestin MASY 2:02.419

EL JURADO

EL DIRECTOR DE CARRERA

EL OFICIAL DE CRONOMETRAJE





6 Y 7 DE ABRIL
CIRCUITO DE JEREZ
ÁNGEL NIETO

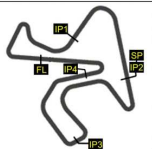
b18

PreMoto3 Entrenamientos Cronometrados VUELTA A VUELTA

Vuelta	5	8	10	11	12	13	20	22	23	26	27	31
1	2:06.330	2:04.662	2:10.254	2:14.168	2:04.527	2:01.538	2:05.810	2:17.835	2:05.822	2:21.561	2:07.076	2:08.523
2	1:55.570	1:55.136*		1:59.431	1:59.390	1:56.506	1:57.775	2:08.230	1:55.580	2:07.627	1:57.763	1:58.661
3	1:58.483	1:57.375	1:59.765	1:58.443	1:58.168	2:00.587	1:56.559	2:05.847	1:54.268*	2:01.684	2:00.644	1:57.785
4	1:54.936	1:55.902	2:00.568	1:59.034	1:57.876*	2:03.512	1:55.657	2:05.559	1:56.778	PIT EXIT	1:55.860	1:57.861
5	PIT EXIT	1:56.040	2:00.423	1:56.733	1:58.377	1:55.639	1:58.026	2:04.635	PIT EXIT	2:04.575	PIT EXIT	1:57.016
6	PIT EXIT	1:56.116	2:03.241	1:56.677	PIT EXIT	1:55.513	1:55.971	PIT EXIT	2:00.215	1:56.145	2:00.496	1:56.829
7	1:58.635	PIT EXIT	2:01.368	PIT EXIT	PIT EXIT	2:06.007	2:05.446	PIT EXIT	PIT EXIT	PIT EXIT	PIT EXIT	1:56.538
8	1:55.131	PIT EXIT	PIT EXIT	PIT EXIT	2:06.616	1:55.257	PIT EXIT	2:09.987	2:12.285	1:59.503	2:09.435	1:57.411
9	1:54.703	2:04.165	2:07.587	2:10.930		PIT EXIT	2:16.244	2:02.610	1:55.808	1:55.190	1:56.076	PIT EXIT
10	1:54.149*	1:57.100	2:00.814	1:59.382		1:57.835	1:56.376	2:02.831	1:54.467	1:55.049	1:55.206	2:01.902
11		1:56.192	2:00.248	1:59.868		1:54.636	1:55.343*	2:02.419*	1:58.495	1:54.896	1:54.277*	1:57.298
12		1:55.535	1:59.570*	1:56.076*		1:54.358*	1:58.335			1:54.481*		1:57.031
13						1:59.434						1:56.674
14						1:55.024						1:56.454*

Vuelta	32	35	38	46	48	49	62	64	66	74	81	98
1	2:09.419	2:04.950	2:03.454	2:03.339	2:05.893	2:04.203	2:06.363	2:04.651	2:05.261	2:12.916	2:08.529	2:04.321
2	2:02.557	1:57.918	1:58.115	1:55.210	1:56.009	1:55.173	1:59.924	1:55.687	1:58.957	2:03.511	1:58.330	1:57.709
3	2:01.138	1:56.830	1:56.620	1:54.041*	2:00.404	PIT EXIT	1:56.878	PIT EXIT	1:58.477	1:57.024	1:58.864	1:56.944
4	2:00.804	2:00.957	1:56.737	1:57.794	PIT EXIT	2:01.343	1:56.576	2:01.552	1:58.512	1:56.379	1:57.432	PIT EXIT
5	2:01.966	1:57.450	1:56.647	PIT EXIT	2:04.946	1:54.343*	1:56.380	1:55.117	2:02.061	1:55.897	1:56.843	1:59.112
6	1:59.653*	1:56.684*	1:55.875*	1:56.759	PIT EXIT	PIT EXIT	1:55.935	PIT EXIT	2:00.767	1:59.356	1:56.425*	1:54.961
7	PIT EXIT		2:02.930		2:13.178		PIT EXIT	2:14.347	PIT EXIT	1:56.895	1:57.711	1:54.464*
8	PIT EXIT		1:57.718		1:56.562		PIT EXIT	1:55.317	2:00.876	1:57.257	1:59.516	1:54.758
9	2:04.130		PIT EXIT		1:57.772		2:03.857	1:54.898*	1:57.904	PIT EXIT	PIT EXIT	1:55.093
10	1:59.879		2:08.382		1:54.732*		1:56.527	1:58.351	1:58.257	1:58.994	2:16.135	
11	2:02.170		2:01.109				1:55.400		1:57.872*	1:55.904	2:02.185	
12	2:02.062		1:57.252				1:55.304*			1:55.458*	1:58.694	
13			1:55.916							1:55.545	1:56.904	
14										1:55.519		





Jerez - 4423 m

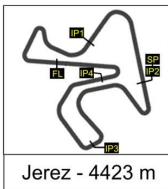


6 Y 7 DE ABRIL
CIRCUITO DE JEREZ
ANGEL NIETO

b19

PreMoto3
Entrenamientos Cronometrados
ANALISIS

Table with columns for Número (5, 8, 10, 11, 12, 13, 20) and Vta (Sector, Vuelta). Rows represent laps (IP1, IP2, IP3, FL) for 14 riders. Includes timing data such as 37.101, 37.101, 34.156, 34.156, etc.



Jerez - 4423 m



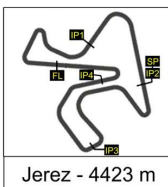
6 Y 7 DE ABRIL
CIRCUITO DE JEREZ
ÁNGEL NIETO

b19

PreMoto3 Entrenamientos Cronometrados ANALISIS

Número	74		81		98		0		0		0		0	
	Vta	Sector	Vuelta	Sector	Vuelta	Sector	Vuelta	Sector	Vuelta	Sector	Vuelta	Sector	Vuelta	
1	IP1	37.275	37.275	35.285	35.285	32.287	32.287							
	IP2	19.927	57.202	19.448	54.733	18.887	51.174							
	IP3	36.838	1:34.040	36.171	1:30.904	35.529	1:26.703							
	FL	38.876	2:12.916	37.625	2:08.529	37.618	2:04.321							
2	IP1	28.734	28.734	28.908	28.908	28.684	28.684							
	IP2	19.249	47.983	17.985	46.893	18.238	46.922							
	IP3	37.080	1:25.063	34.561	1:21.454	34.454	1:21.376							
	FL	38.448	2:03.511	36.876	1:58.330	36.333	1:57.709							
3	IP1	28.724	28.724	30.228	30.228	28.444	28.444							
	IP2	17.901	46.625	17.947	48.175	17.850	46.294							
	IP3	33.889	1:20.514	34.016	1:22.191	34.273	1:20.567							
	FL	36.510	1:57.024	36.673	1:58.864	36.377	1:56.944							
4	IP1	28.387	28.387	29.343	29.343	28.514	28.514							
	IP2	17.846	46.233	17.778	47.121	18.424	46.938							
	IP3	33.728	1:19.961	34.014	1:21.135	34.341	1:21.279							
	FL	36.418	1:56.379	36.297	1:57.432	21:23.9	PIT EXIT							
5	IP1	28.242	28.242	29.053	29.053	30.629	30.629							
	IP2	17.729	45.971	17.817	46.870	17.980	48.609							
	IP3	33.686	1:19.657	33.904	1:20.774	34.022	1:22.631							
	FL	36.240	1:55.897	36.069	1:56.843	36.481	1:59.112							
6	IP1	30.044	30.044	28.327	28.327	28.176	28.176							
	IP2	18.110	48.154	17.658	45.985	17.738	45.914							
	IP3	34.819	1:22.973	34.193	1:20.178	33.212	1:19.126							
	FL	36.383	1:59.356	36.247	1:56.425	35.835	1:54.961							
7	IP1	28.570	28.570	28.867	28.867	27.927	27.927							
	IP2	17.833	46.403	18.033	46.900	17.726	45.653							
	IP3	34.061	1:20.464	34.246	1:21.146	33.120	1:18.773							
	FL	36.431	1:56.895	36.565	1:57.711	35.691	1:54.464							
8	IP1	28.441	28.441	29.620	29.620	27.860	27.860							
	IP2	17.846	46.287	18.155	47.775	17.722	45.582							
	IP3	34.086	1:20.373	34.599	1:22.374	33.446	1:19.028							
	FL	36.884	1:57.257	37.142	1:59.516	35.730	1:54.758							
9	IP1	29.036	29.036	29.664	29.664	27.893	27.893							
	IP2	19.354	48.390	20.391	50.055	17.779	45.672							
	IP3	38.338	1:26.728	36.903	1:26.958	33.164	1:18.836							
	FL	11:28.0	PIT EXIT	11:32.5	PIT EXIT	36.257	1:55.093							
10	IP1	30.489	30.489	36.118	36.118									
	IP2	18.175	48.664	20.026	56.144									
	IP3	34.026	1:22.690	39.116	1:35.260									
	FL	36.304	1:58.994	40.875	2:16.135									
11	IP1	28.149	28.149	30.812	30.812									
	IP2	17.843	45.992	18.601	49.413									
	IP3	33.794	1:19.786	35.967	1:25.380									
	FL	36.118	1:55.904	36.805	2:02.185									
12	IP1	28.204	28.204	29.771	29.771									
	IP2	17.781	45.985	18.100	47.871									
	IP3	33.338	1:19.323	34.532	1:22.403									
	FL	36.135	1:55.458	36.291	1:58.694									
13	IP1	28.088	28.088	28.736	28.736									
	IP2	17.676	45.764	17.779	46.515									
	IP3	33.431	1:19.195	33.930	1:20.445									
	FL	36.350	1:55.545	36.459	1:56.904									
14	IP1	28.327	28.327											
	IP2	17.639	45.966											
	IP3	33.601	1:19.567											
	FL	35.952	1:55.519											





6 Y 7 DE ABRIL

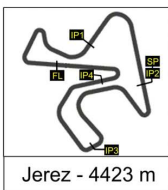
CIRCUITO DE JEREZ
ÁNGEL NIETO

b20

PreMoto3 Entrenamientos Cronometrados 40 MEJORES VUELTAS

Dorsal	Piloto	Nat	Equipo	Maq.	Hora	Vuelta	Tiempo
46	Alvaro LUCAS	ESP	IGAXTEAM	BeOn	9:42:32	3	1:54.041
5	Ignacio GALAN	ESP	IMPALA HONDA	BeOn	10:12:19	10	1:54.149
23	Travis BORG	MLT	FRANDO RACING VHC TEAM LIQ	BeOn	9:42:33	3	1:54.268
27	Mateo MARULANDA	COL	FRANDO RACING VHC TEAM LIQ	BeOn	10:13:33	11	1:54.277
49	Izan RODRIGUEZ	ESP	ETG RACING	BeOn	9:50:42	5	1:54.343
13	Pedro VARELA	POR	QRG ALEXANDRIA	BeOn	10:10:010	12	1:54.358
98	Mika SIEBDRATH	GER	SUPERHUGO 44 TEAM	BeOn	10:10:010	7	1:54.464
23	Travis BORG	MLT	FRANDO RACING VHC TEAM LIQ	BeOn	10:11:40	10	1:54.467
26	Alberto ENRIQUEZ	ECU		MIR RACIN	10:13:59	12	1:54.481
13	Pedro VARELA	POR	QRG ALEXANDRIA	BeOn	10:08:15	11	1:54.636
5	Ignacio GALAN	ESP	IMPALA HONDA	BeOn	10:10:25	9	1:54.703
48	Andres GARCIA	ESP	IGAXTEAM	BeOn	10:12:42	10	1:54.732
98	Mika SIEBDRATH	GER	SUPERHUGO 44 TEAM	BeOn	10:12:05	8	1:54.758
26	Alberto ENRIQUEZ	ECU		MIR RACIN	10:12:05	11	1:54.896
64	Carmelo BELLUZZO	ITA	ETG RACING	BeOn	10:11:42	9	1:54.898
5	Ignacio GALAN	ESP	IMPALA HONDA	BeOn	9:44:16	4	1:54.936
98	Mika SIEBDRATH	GER	SUPERHUGO 44 TEAM	BeOn	10:08:16	6	1:54.961
13	Pedro VARELA	POR	QRG ALEXANDRIA	BeOn	10:14:04	14	1:55.024
26	Alberto ENRIQUEZ	ECU		MIR RACIN	10:10:010	10	1:55.049
98	Mika SIEBDRATH	GER	SUPERHUGO 44 TEAM	BeOn	10:13:60	9	1:55.093
64	Carmelo BELLUZZO	ITA	ETG RACING	BeOn	9:50:43	5	1:55.117
5	Ignacio GALAN	ESP	IMPALA HONDA	BeOn	10:08:31	8	1:55.131
8	Nikola MIROSLAVOV	BUL	BULTACO RACING	BULTACO	9:40:23	2	1:55.136
49	Izan RODRIGUEZ	ESP	ETG RACING	BeOn	9:40:23	2	1:55.173
26	Alberto ENRIQUEZ	ECU		MIR RACIN	10:08:15	9	1:55.190
27	Mateo MARULANDA	COL	FRANDO RACING VHC TEAM LIQ	BeOn	10:11:39	10	1:55.206
46	Alvaro LUCAS	ESP	IGAXTEAM	BeOn	9:40:38	2	1:55.210
13	Pedro VARELA	POR	QRG ALEXANDRIA	BeOn	9:51:30	8	1:55.257
62	Ethan G. SPARKS	GBR		BeOn	10:12:34	12	1:55.304
64	Carmelo BELLUZZO	ITA	ETG RACING	BeOn	10:09:47	8	1:55.317
20	Iker RODRIGUEZ	ESP	IGAXTEAM	BeOn	10:10:45	11	1:55.343
62	Ethan G. SPARKS	GBR		BeOn	10:10:39	11	1:55.400
74	Kensei MATSUDAIRA	USA		BeOn	10:10:13	12	1:55.458
13	Pedro VARELA	POR	QRG ALEXANDRIA	BeOn	9:47:29	6	1:55.513
74	Kensei MATSUDAIRA	USA		BeOn	10:14:04	14	1:55.519
8	Nikola MIROSLAVOV	BUL	BULTACO RACING	BULTACO	10:13:31	12	1:55.535
74	Kensei MATSUDAIRA	USA		BeOn	10:12:09	13	1:55.545
5	Ignacio GALAN	ESP	IMPALA HONDA	BeOn	9:40:23	2	1:55.570
23	Travis BORG	MLT	FRANDO RACING VHC TEAM LIQ	BeOn	9:40:39	2	1:55.580
13	Pedro VARELA	POR	QRG ALEXANDRIA	BeOn	9:45:34	5	1:55.639





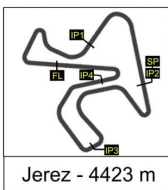
6 Y 7 DE ABRIL
CIRCUITO DE JEREZ
ÁNGEL NIETO

b21

Moto4 Entrenamientos Cronometrados TOP CINCO VUELTAS

Piloto	Nat	Equipo	Top Five Laps				
46 Alvaro LUCAS	ESP	IGAXTEAM	1:54.041	1:55.210	1:56.759	1:57.794	2:03.339
5 Ignacio GALAN	ESP	IMPALA HONDA	1:54.149	1:54.703	1:54.936	1:55.131	1:55.570
23 Travis BORG	MLT	FRANDO RACING VHC TEAM LIQUI	1:54.268	1:54.467	1:55.580	1:55.808	1:56.778
27 Mateo MARULANDA	COL	FRANDO RACING VHC TEAM LIQUI	1:54.277	1:55.206	1:55.860	1:56.076	1:57.763
49 Izan RODRIGUEZ	ESP	ETG RACING	1:54.343	1:55.173	2:01.343	2:04.203	PIT EXIT
13 Pedro VARELA	POR	QRG ALEXANDRIA	1:54.358	1:54.636	1:55.024	1:55.257	1:55.513
98 Mika SIEBDRATH	GER	SUPERHUGO 44 TEAM	1:54.464	1:54.758	1:54.961	1:55.093	1:56.944
26 Alberto ENRIQUEZ	ECU		1:54.481	1:54.896	1:55.049	1:55.190	1:56.145
48 Andres GARCIA	ESP	IGAXTEAM	1:54.732	1:56.009	1:56.562	1:57.772	2:00.404
64 Carmelo BELLUZZO	ITA	ETG RACING	1:54.898	1:55.117	1:55.317	1:55.687	1:58.351
8 Nikola MIROSLAVOV	BUL	BULTACO RACING	1:55.136	1:55.535	1:55.902	1:56.040	1:56.116
62 Ethan G. SPARKS	GBR		1:55.304	1:55.400	1:55.935	1:56.380	1:56.527
20 Iker RODRIGUEZ	ESP	IGAXTEAM	1:55.343	1:55.657	1:55.971	1:56.376	1:56.559
74 Kensei MATSUDAIRA	USA		1:55.458	1:55.519	1:55.545	1:55.897	1:55.904
38 Tommaso PIERONI	ITA	ALMA RACING TEAM	1:55.875	1:55.916	1:56.620	1:56.647	1:56.737
11 Oliver CANTOS	ESP		1:56.076	1:56.677	1:56.733	1:58.443	1:59.034
81 Jose CEA	ESP	MRE TALENT	1:56.425	1:56.843	1:56.904	1:57.432	1:57.711
31 Leonidas C GUIMARAES	USA	MRE TALENT	1:56.454	1:56.538	1:56.674	1:56.829	1:57.016
35 Miguel BERNAL	ESP	QRG ALEXANDRIA	1:56.684	1:56.830	1:57.450	1:57.918	2:00.957
66 Quentin MANDINE	FRA	MÉCAPROJETS TEAM ADO	1:57.872	1:57.904	1:58.257	1:58.477	1:58.512
12 Lewis MULLEN	GBR		1:57.876	1:58.168	1:58.377	1:59.390	2:04.527
10 Daniel PAZ	ESP		1:59.570	1:59.765	2:00.248	2:00.423	2:00.568
32 Aaron RODRIGUEZ	FRA	MÉCAPROJETS TEAM ADO	1:59.653	1:59.879	2:00.804	2:01.138	2:01.966
22 Celestin MASY	FRA	MÉCAPROJETS TEAM ADO	2:02.419	2:02.610	2:02.831	2:04.635	2:05.559





6 Y 7 DE ABRIL

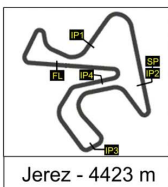
CIRCUITO DE JEREZ
ÁNGEL NIETO

b22

PreMoto3 Entrenamientos Cronometrados 40 MEJORES VELOCIDADES MÁXIMAS

Dorsal	Piloto	Nat	Equipo	Maq.	Hora	Vuelta	Vmax
48	Andres GARCIA	ESP	IGAXTEAM	BeOn	10:11:33	9	196,1
62	Ethan G. SPARKS	GBR		BeOn	9:44:25	4	195,8
62	Ethan G. SPARKS	GBR		BeOn	9:42:29	3	195,5
62	Ethan G. SPARKS	GBR		BeOn	9:40:32	2	193,8
20	Iker RODRIGUEZ	ESP	IGAXTEAM	BeOn	9:46:22	5	193,7
48	Andres GARCIA	ESP	IGAXTEAM	BeOn	10:07:39	7	193,5
48	Andres GARCIA	ESP	IGAXTEAM	BeOn	9:50:22	5	193,4
62	Ethan G. SPARKS	GBR		BeOn	9:46:21	5	193,3
38	Tommaso PIERONI	ITA	ALMA RACING TEAM	BeOn	9:42:29	3	192,7
48	Andres GARCIA	ESP	IGAXTEAM	BeOn	10:09:35	8	192,4
38	Tommaso PIERONI	ITA	ALMA RACING TEAM	BeOn	10:11:33	12	192,4
62	Ethan G. SPARKS	GBR		BeOn	10:05:34	8	192,4
74	Kensei MATSUDAIRA	USA		BeOn	9:44:25	4	191,8
35	Miguel BERNAL	ESP	QRG ALEXANDRIA	BeOn	9:40:26	2	191,7
38	Tommaso PIERONI	ITA	ALMA RACING TEAM	BeOn	9:40:33	2	191,7
48	Andres GARCIA	ESP	IGAXTEAM	BeOn	9:48:21	4	191,6
8	Nikola MIROSLAVOV	BUL	BULTACO RACING	BULTACO	9:41:09	2	191,6
22	Celestin MASY	FRA	MÉCAPROJETS TEAM ADO	BeOn	10:07:36	8	191,4
20	Iker RODRIGUEZ	ESP	IGAXTEAM	BeOn	10:07:39	9	191,4
62	Ethan G. SPARKS	GBR		BeOn	10:09:29	10	191,2
13	Pedro VARELA	POR	QRG ALEXANDRIA	BeOn	10:05:010	9	191,1
13	Pedro VARELA	POR	QRG ALEXANDRIA	BeOn	10:12:55	13	191,0
22	Celestin MASY	FRA	MÉCAPROJETS TEAM ADO	BeOn	10:05:30	7	191,0
48	Andres GARCIA	ESP	IGAXTEAM	BeOn	9:38:48	1	190,7
62	Ethan G. SPARKS	GBR		BeOn	10:07:33	9	190,7
62	Ethan G. SPARKS	GBR		BeOn	9:38:33	1	190,7
98	Mika SIEBDRATH	GER	SUPERHUGO 44 TEAM	BeOn	9:40:26	2	190,4
38	Tommaso PIERONI	ITA	ALMA RACING TEAM	BeOn	10:07:36	10	190,3
38	Tommaso PIERONI	ITA	ALMA RACING TEAM	BeOn	9:38:35	1	190,3
23	Travis BORG	MLT	FRANDO RACING VHC TEAM LIQ	BeOn	10:12:28	10	190,2
81	Jose CEA	ESP	MRE TALENT	BeOn	9:44:25	4	190,2
35	Miguel BERNAL	ESP	QRG ALEXANDRIA	BeOn	9:44:25	4	190,2
22	Celestin MASY	FRA	MÉCAPROJETS TEAM ADO	BeOn	10:09:38	9	190,1
20	Iker RODRIGUEZ	ESP	IGAXTEAM	BeOn	9:42:28	3	190,1
23	Travis BORG	MLT	FRANDO RACING VHC TEAM LIQ	BeOn	10:10:31	9	190,0
20	Iker RODRIGUEZ	ESP	IGAXTEAM	BeOn	10:09:35	10	189,8
38	Tommaso PIERONI	ITA	ALMA RACING TEAM	BeOn	10:09:36	11	189,7
62	Ethan G. SPARKS	GBR		BeOn	10:11:25	11	189,7
31	Leonidas C GUIMARAES	USA	MRE TALENT	BeOn	10:07:09	10	189,6
81	Jose CEA	ESP	MRE TALENT	BeOn	9:38:30	1	189,5





6 Y 7 DE ABRIL

CIRCUITO DE JEREZ
ÁNGEL NIETO

b23

PreMoto3

Entrenamientos Cronometrados

TOP CINCO VELOCIDADES MÁXIMAS

Piloto	Nat	Equipo	Top Five Vmax				
48 Andres GARCIA	ESP	IGAXTEAM	196,1	193,5	193,4	192,4	191,6
62 Ethan G. SPARKS	GBR		195,8	195,5	193,8	193,3	192,4
20 Iker RODRIGUEZ	ESP	IGAXTEAM	193,7	191,4	190,1	189,8	188,9
38 Tommaso PIERONI	ITA	ALMA RACING TEAM	192,7	192,4	191,7	190,3	190,3
74 Kensei MATSUDAIRA	USA		191,8	189,3	188,3	187,9	187,8
35 Miguel BERNAL	ESP	QRG ALEXANDRIA	191,7	190,2	185,4	185,1	182,9
8 Nikola MIROSLAVOV	BUL	BULTACO RACING	191,6	188,6	185,9	183,6	183,1
22 Celestin MASY	FRA	MÉCAPROJETS TEAM ADO	191,4	191,0	190,1	188,2	188,1
13 Pedro VARELA	POR	QRG ALEXANDRIA	191,1	191,0	189,4	187,7	187,5
98 Mika SIEBDRATH	GER	SUPERHUGO 44 TEAM	190,4	188,8	188,6	187,4	187,1
23 Travis BORG	MLT	FRANDO RACING VHC TEAM LIQUI	190,2	190,0	189,2	188,7	188,0
81 Jose CEA	ESP	MRE TALENT	190,2	189,5	188,1	187,8	186,7
31 Leonidas C GUIMARAES	USA	MRE TALENT	189,6	189,3	188,7	187,9	187,6
26 Alberto ENRIQUEZ	ECU		189,4	187,7	187,6	186,9	186,8
11 Oliver CANTOS	ESP		189,1	186,5	186,3	186,1	186,0
27 Mateo MARULANDA	COL	FRANDO RACING VHC TEAM LIQUI	189,0	188,6	187,5	187,4	187,2
5 Ignacio GALAN	ESP	IMPALA HONDA	188,4	188,0	187,9	187,6	187,2
46 Alvaro LUCAS	ESP	IGAXTEAM	188,3	188,0	187,9	187,8	187,4
49 Izan RODRIGUEZ	ESP	ETG RACING	187,8	186,5	184,8	183,9	183,1
32 Aaron RODRIGUEZ	FRA	MECAPROJETS TEAM ADO	187,5	186,0	184,4	184,3	184,0
64 Carmelo BELLUZZO	ITA	ETG RACING	186,9	185,9	185,2	184,8	184,1
12 Lewis MULLEN	GBR		186,4	182,8	179,4	178,7	178,5
66 Quentin MANDINE	FRA	MÉCAPROJETS TEAM ADO	183,8	181,9	181,4	181,3	180,6
10 Daniel PAZ	ESP		182,8	182,6	182,5	180,0	179,8

