



Jerez - 4423 m



19

CIRCUITO DE JEREZ - CARDOSO SCHOOL

Sábado, 16 de Noviembre de 2019

GRUPO VERDE - TANDA 5

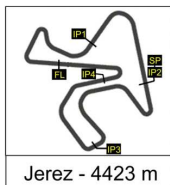
CONDICIONES ATMOSFERICAS: **Soleado**

ESTADO DE LA PISTA: **Seca**

Ord. #	Piloto	Licencia	Club	Marca	NV	VR	Tiempo	Gap	Intv	VMax
1	47	Ricardo DE PRO	CARDOSO SCHOOL		3	3	2:00.693	----	----	229,8
2	74	Adriano DONOSO RODRIG	CARDOSO SCHOOL		3	3	2:07.201	6.508	6.508	175,2
3	114	Juan DIAZ MOLINA	CARDOSO SCHOOL	*	6	4	2:11.490	10.797	4.289	154,9
4	9	Juan Jose ESPERILLA FER	CARDOSO SCHOOL		4	4	2:12.189	11.496	0.699	231,6
5	107	John WARD	CARDOSO SCHOOL		6	5	2:12.725	12.032	0.536	179,0
6	105	Keith TREACY	CARDOSO SCHOOL		4	4	2:14.032	13.339	1.307	209,6
7	111	Lili	CARDOSO SCHOOL		5	4	2:14.180	13.487	0.148	211,8
8	92	Juan Fco HERRERA ARELL	CARDOSO SCHOOL		6	4	2:14.490	13.797	0.310	198,4
9	88	Adam DORRELL	CARDOSO SCHOOL		5	3	2:15.917	15.224	1.427	196,1
10	108	Oskar ZOLDAK	CARDOSO SCHOOL	*	6	4	2:16.172	15.479	0.255	204,0
11	98	Cian O'NELL	CARDOSO SCHOOL		3	3	2:16.634	15.942	0.463	201,9
12	54	Denis KENNEDY	CARDOSO SCHOOL		2	2	2:18.795	18.103	2.161	184,6
13	104	Jose Luis TORRALBA ROLD	CARDOSO SCHOOL		5	4	2:19.675	18.982	0.879	154,8
14	102	Paul SCOFIELD/ COSTELL	CARDOSO SCHOOL	*	5	4	2:21.707	21.014	2.032	195,8
15	103	Tomas SZVITEK	CARDOSO SCHOOL		5	5	2:22.089	21.396	0.382	209,5
16	97	Jj O'KANE	CARDOSO SCHOOL		5	3	2:22.868	22.175	0.779	186,0
17	68	Lee ROGERS	CARDOSO SCHOOL		5	2	2:24.731	24.039	1.864	191,3
18	99	Jesus PRIETO ROSCO	CARDOSO SCHOOL		5	5	2:25.412	24.719	0.680	182,6
19	48	Gerry FERGUSON	CARDOSO SCHOOL		5	4	2:25.418	24.726	0.007	186,1
20	89	Joaquin FERNANDEZ PERE	CARDOSO SCHOOL		5	5	2:25.863	25.170	0.444	173,4
21	112	Carlos QUINTEIRO MARTIN	CARDOSO SCHOOL		5	3	2:27.149	26.456	1.286	207,1
22	84	Jorge BELLOSO GÓMEZ	CARDOSO SCHOOL		5	5	2:28.468	27.775	1.319	193,8
23	95	Mark MURPHY	CARDOSO SCHOOL	*	3	3	2:30.935	30.242	2.467	165,9
24	100	Nacho RAMOS SAN ANDRÉ	CARDOSO SCHOOL		5	2	2:32.182	31.489	1.247	175,6
25	113	Domingo VILLERO CARRO	CARDOSO SCHOOL	*	5	4	2:33.312	32.619	1.130	129,0
26	101	Roberto SÁNCHEZ DURO	CARDOSO SCHOOL		5	5	2:34.647	33.954	1.335	167,0
27	82	Baldomero ALFONSO CEDE	CARDOSO SCHOOL		4	4	2:37.655	36.963	3.009	153,6
28	93	Fernando MAYOR DE LAS	CARDOSO SCHOOL	*	5	3	2:41.413	40.720	3.757	175,0
29	81	Monica AGUILAR CARRILL	CARDOSO SCHOOL		4	4	2:41.454	40.761	0.041	160,7
30	86	Jose Antonio CALDERON P	CARDOSO SCHOOL		4	3	2:52.213	51.520	10.759	136,2
31	87	Lina CARDONA FERRER	CARDOSO SCHOOL		4	4	3:04.919	1:04.226	12.706	150,8

Circuito de Jerez, 16 DE NOVIEMBRE DE 2019

Hora:	Hora:	RESULTADOS PUBLICADOS A LAS 17:46 HORAS
-------	-------	---

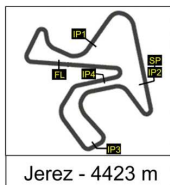


9

CIRCUITO DE JEREZ - CARDOSO SCHOOL
Sábado, 16 de Noviembre de 2019
ANÁLISIS - GRUPO VERDE - TANDA 5
9.- Juan Jose ESPERILLA FERNANDEZ - CARDOSO SCHOOL

Lap	Time	IP1	IP2	IP3	IP4	VMax	FL
1	17:28:36	40.359 40.359	18.575 58.934	40.647 1:39.581	25.451 2:05.032	231,6	16.906 2:21.938
2	17:30:51	33.559 33.559	19.625 53.184	41.278 1:34.462	24.696 1:59.158	200	15.568 2:14.725
3	17:33:07	36.380 36.380	19.611 55.991	40.373 1:36.364	24.118 2:00.482	223,5	15.854 2:16.336
4	17:35:19	33.478 33.478	18.114 51.592	40.254 1:31.846	25.110 1:56.956	216,9	15.233 2:12.189
5		31.925 31.925	17.670 49.595	40.181 1:29.776	26.177 1:55.953	231,4	-----

Mejor Sectores	FL - IP1	IP1 - IP2	IP2 - IP3	IP3 - IP4	IP4 - FL
	31.925	17.670	40.181	24.118	15.233



47

CIRCUITO DE JEREZ - CARDOSO SCHOOL
Sábado, 16 de Noviembre de 2019
ANÁLISIS - GRUPO VERDE - TANDA 5
47.- Ricardo DE PRO - CARDOSO SCHOOL

Lap	Time	IP1	IP2	IP3	IP4	VMax	FL
1	17:27:37	34.843 34.843	18.111 52.954	38.293 1:31.247	24.707 1:55.954	226,5	15.896 2:11.850
2	17:29:40	30.229 30.229	17.507 47.736	36.625 1:24.361	23.092 1:47.453	229,8	15.412 2:02.865
3	17:31:41	<u>30.189</u> <u>30.189</u>	<u>17.270</u> <u>47.459</u>	<u>36.307</u> <u>1:23.766</u>	<u>22.301</u> <u>1:46.067</u>	229	<u>14.626</u> 2:00.693
4		30.508 30.508	17.915 48.423	38.942 1:27.365	24.209 1:51.574	224,4	-----

Mejor Sectores	FL - IP1	IP1 - IP2	IP2 - IP3	IP3 - IP4	IP4 - FL
	30.189	17.270	36.307	22.301	14.626

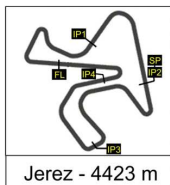


48

CIRCUITO DE JEREZ - CARDOSO SCHOOL
Sábado, 16 de Noviembre de 2019
ANÁLISIS - GRUPO VERDE - TANDA 5
48.- Gerry FERGUSON - CARDOSO SCHOOL

Lap	Time	IP1	IP2	IP3	IP4	VMax	FL
1	17:28:28	47.422 47.422	26.066 1:13.488	50.171 2:03.659	27.384 2:31.043	143,5	17.901 2:48.944
2	17:30:57	38.575 38.575	22.141 1:00.716	43.017 1:43.733	26.606 2:10.339	186,1	18.120 2:28.459
3	17:33:24	35.797 35.797	21.766 57.563	45.175 1:42.738	27.405 2:10.143	148,7	17.308 2:27.451
4	17:35:50	35.919 35.919	20.994 56.913	43.521 1:40.434	27.293 2:07.727	174,5	17.692 2:25.418
5	17:38:20	36.554 36.554	22.099 58.653	45.500 1:44.153	27.856 2:12.009	164,6	18.103 2:30.112
6		37.302 37.302	21.803 59.105			164,9	-----

Mejor Sectores	FL - IP1	IP1 - IP2	IP2 - IP3	IP3 - IP4	IP4 - FL
	35.797	20.994	43.017	26.606	17.308

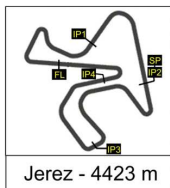


54

CIRCUITO DE JEREZ - CARDOSO SCHOOL
Sábado, 16 de Noviembre de 2019
ANÁLISIS - GRUPO VERDE - TANDA 5
54.- Denis KENNEDY - CARDOSO SCHOOL

Lap	Time	IP1	IP2	IP3	IP4	VMax	FL
1	17:32:43	46.112 46.112	20.097 1:06.209	41.036 1:47.245	27.014 2:14.259	175,3	<u>15.992</u> 2:30.251
2	17:35:02	34.090 34.090	20.674 54.764	<u>40.832</u> 1:35.596	<u>26.948</u> 2:02.544	166,7	16.252 2:18.795
3		<u>33.218</u> <u>33.218</u>	<u>19.293</u> <u>52.511</u>	40.951 <u>1:33.462</u>	28.711 <u>2:02.173</u>	184,6	-----

Mejor Sectores	FL - IP1	IP1 - IP2	IP2 - IP3	IP3 - IP4	IP4 - FL
	33.218	19.293	40.832	26.948	15.992

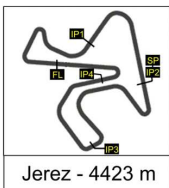


68

CIRCUITO DE JEREZ - CARDOSO SCHOOL
Sábado, 16 de Noviembre de 2019
ANÁLISIS - GRUPO VERDE - TANDA 5
68.- Lee ROGERS - CARDOSO SCHOOL

Lap	Time	IP1	IP2	IP3	IP4	VMax	FL
1	17:28:17	48.398 48.398	22.457 1:10.855	46.599 1:57.454	27.661 2:25.115	166,4	17.437 2:42.552
2	17:30:41	36.268 36.268	21.812 58.080	<u>43.851</u> 1:41.931	<u>26.503</u> 2:08.434	191,3	16.298 2:24.731
3	17:33:08	36.792 36.792	21.855 58.647	44.349 1:42.996	26.764 2:09.760	182,6	16.986 2:26.746
4	17:35:35	<u>34.840</u> <u>34.840</u>	<u>20.835</u> <u>55.675</u>	47.179 1:42.854	26.763 2:09.617	167,4	16.913 2:26.530
5	17:38:02	35.609 35.609	21.082 56.691	45.068 <u>1:41.759</u>	29.445 2:11.204	175,7	<u>15.999</u> 2:27.203
6		36.522 36.522	22.258 58.780	46.009 1:44.789		155,9	-----

Mejor Sectores	FL - IP1	IP1 - IP2	IP2 - IP3	IP3 - IP4	IP4 - FL
	34.840	20.835	43.851	26.503	15.999

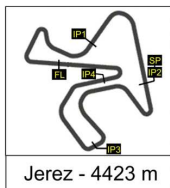


74

CIRCUITO DE JEREZ - CARDOSO SCHOOL
Sábado, 16 de Noviembre de 2019
ANÁLISIS - GRUPO VERDE - TANDA 5
74.- Adriano DONOSO RODRIGO - CARDOSO SCHOOL

Lap	Time	IP1	IP2	IP3	IP4	VMax	FL
1	17:30:30	39.745 39.745	19.994 59.739	38.733 1:38.472	26.935 2:05.407	171	1:05.202 PIT EXIT
2	17:32:44	37.148 37.148	19.895 57.043	36.635 1:33.678	23.470 1:57.148	174,1	16.693 2:13.841
3	17:34:51	32.797 32.797	<u>19.185</u> 51.982	<u>36.384</u> 1:28.366	<u>23.059</u> 1:51.425	175,2	<u>15.776</u> 2:07.201
4		<u>29.135</u> <u>29.135</u>	19.212 <u>48.347</u>	38.860 <u>1:27.207</u>	24.143 <u>1:51.350</u>	166,9	-----

Mejor Sectores	FL - IP1	IP1 - IP2	IP2 - IP3	IP3 - IP4	IP4 - FL
	29.135	19.185	36.384	23.059	15.776

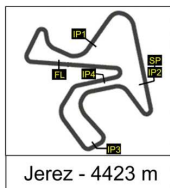


81

CIRCUITO DE JEREZ - CARDOSO SCHOOL
Sábado, 16 de Noviembre de 2019
ANÁLISIS - GRUPO VERDE - TANDA 5
81.- Monica AGUILAR CARRILLO - CARDOSO SCHOOL

Lap	Time	IP1	IP2	IP3	IP4	VMax	FL
1	17:29:57	45.380	23.777	50.868	31.079	148,3	19.158
		45.380	1:09.157	2:00.025	2:31.104		2:50.262
2	17:32:42	41.258	22.949	51.604	31.110	146,7	18.089
		41.258	1:04.207	1:55.811	2:26.921		2:45.010
3	17:35:24	40.627	23.270	49.024	<u>29.670</u>	139,8	19.078
		40.627	1:03.897	1:52.921	2:22.591		2:41.669
4	17:38:05	40.237	24.037	<u>48.026</u>	30.418	150,6	18.736
		40.237	1:04.274	1:52.300	2:22.718		2:41.454
5		<u>40.220</u>	<u>22.562</u>			160,7	
		40.220	1:02.782				-----

Mejor Sectores	FL - IP1	IP1 - IP2	IP2 - IP3	IP3 - IP4	IP4 - FL
		40.220	22.562	48.026	29.670



82

CIRCUITO DE JEREZ - CARDOSO SCHOOL
Sábado, 16 de Noviembre de 2019
ANÁLISIS - GRUPO VERDE - TANDA 5
82.- Baldomero ALFONSO CEDEÑO - CARDOSO SCHOOL

Lap	Time	IP1	IP2	IP3	IP4	VMax	FL
1	17:29:56	47.006 47.006	24.119 1:11.125	50.365 2:01.490	30.642 2:32.132	140	19.487 2:51.619
2	17:32:42	40.927 40.927	24.039 1:04.966	51.390 1:56.356	30.727 2:27.083	149	18.707 2:45.790
3	17:35:23	39.933 39.933	24.099 1:04.032	48.193 1:52.225	30.152 2:22.377	142,4	19.068 2:41.445
4	17:38:01	39.991 39.991	24.654 1:04.645	<u>46.573</u> <u>1:51.218</u>	<u>28.397</u> <u>2:19.615</u>	153,6	<u>18.041</u> 2:37.655
5		<u>37.502</u> <u>37.502</u>	<u>23.531</u> <u>1:01.033</u>			126	-----

Mejor Sectores	FL - IP1	IP1 - IP2	IP2 - IP3	IP3 - IP4	IP4 - FL
	37.502	23.531	46.573	28.397	18.041

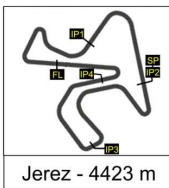


84

CIRCUITO DE JEREZ - CARDOSO SCHOOL
Sábado, 16 de Noviembre de 2019
ANÁLISIS - GRUPO VERDE - TANDA 5
84.- Jorge BELLOSO GÓMEZ - CARDOSO SCHOOL

Lap	Time	IP1	IP2	IP3	IP4	VMax	FL
1	17:28:19	48.845 48.845	23.993 1:12.838	46.392 1:59.230	<u>27.247</u> 2:26.477	144,5	17.997 2:44.474
2	17:30:50	37.331 37.331	21.821 59.152	45.097 1:44.249	27.332 2:11.581	160,7	19.333 2:30.914
3	17:33:20	37.409 37.409	22.298 59.707	45.567 1:45.274	27.789 2:13.063	185,2	17.615 2:30.678
4	17:35:49	35.845 35.845	21.568 57.413	<u>44.433</u> <u>1:41.846</u>	29.417 <u>2:11.263</u>	186,3	17.492 2:28.755
5	17:38:18	36.421 36.421	22.154 58.575	45.619 1:44.194	27.347 2:11.541	179,7	<u>16.927</u> 2:28.468
6		<u>35.293</u> <u>35.293</u>	<u>21.234</u> <u>56.527</u>			193,8	-----

Mejor Sectores	FL - IP1	IP1 - IP2	IP2 - IP3	IP3 - IP4	IP4 - FL
	35.293	21.234	44.433	27.247	16.927

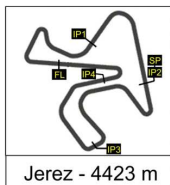


86

CIRCUITO DE JEREZ - CARDOSO SCHOOL
Sábado, 16 de Noviembre de 2019
ANÁLISIS - GRUPO VERDE - TANDA 5
86.- Jose Antonio CALDERON PEÑA - CARDOSO SCHOOL

Lap	Time	IP1	IP2	IP3	IP4	VMax	FL
1	17:28:41	54.850 54.850	27.965 1:22.815	56.540 2:19.355	32.116 2:51.471	114,4	21.099 3:12.570
2	17:31:34	41.975 41.975	24.913 1:06.888	53.616 2:00.504	30.751 2:31.255	136,2	21.687 2:52.942
3	17:34:26	42.249 42.249	24.445 1:06.694	53.025 1:59.719	31.744 2:31.463	118,6	20.750 2:52.213
4	17:37:20	44.109 44.109	25.205 1:09.314	54.175 2:03.489	30.106 2:33.595	117,5	20.038 2:53.633
5		43.885 43.885	25.666 1:09.551	55.811 2:05.362		135,6	-----

Mejor Sectores	FL - IP1	IP1 - IP2	IP2 - IP3	IP3 - IP4	IP4 - FL
	41.975	24.445	53.025	30.106	20.038



87

CIRCUITO DE JEREZ - CARDOSO SCHOOL
Sábado, 16 de Noviembre de 2019
ANÁLISIS - GRUPO VERDE - TANDA 5
87.- Lina CARDONA FERRER - CARDOSO SCHOOL

Lap	Time	IP1	IP2	IP3	IP4	VMax	FL
1	17:29:45	55.233 55.233	27.905 1:23.138	58.169 2:21.307	35.096 2:56.403	138	21.745 3:18.148
2	17:32:50	45.095 45.095	26.104 1:11.199	57.971 2:09.170	34.658 2:43.828	150,8	21.478 3:05.306
3	17:35:55	45.152 45.152	26.297 1:11.449	56.625 2:08.074	34.866 2:42.940	106,1	22.254 3:05.194
4	17:38:60	44.190 44.190	27.091 1:11.281	57.252 2:08.533	35.570 2:44.103	124,7	20.816 3:04.919
5		46.992 46.992					-----

Mejor Sectores	FL - IP1	IP1 - IP2	IP2 - IP3	IP3 - IP4	IP4 - FL
	44.190	26.104	56.625	34.658	20.816

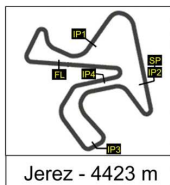


88

CIRCUITO DE JEREZ - CARDOSO SCHOOL
Sábado, 16 de Noviembre de 2019
ANÁLISIS - GRUPO VERDE - TANDA 5
88.- Adam DORRELL - CARDOSO SCHOOL

Lap	Time	IP1	IP2	IP3	IP4	VMax	FL
1	17:28:13	47.574 47.574	22.401 1:09.975	44.308 1:54.283	26.656 2:20.939	186,9	17.681 2:38.619
2	17:30:35	34.550 34.550	21.957 56.507	42.984 1:39.491	26.051 2:05.542	180	17.341 2:22.883
3	17:32:51	33.707 33.707	19.297 53.004	40.345 1:33.349	25.742 1:59.091	196,1	16.826 2:15.917
4	17:35:10	33.084 33.084	20.905 53.989	41.649 1:35.638	25.928 2:01.566	191,3	17.203 2:18.768
5	17:37:29	34.325 34.325	20.301 54.626	41.669 1:36.295	25.964 2:02.259	194	16.932 2:19.190
6		34.272 34.272	21.502 55.774	43.662 1:39.436	29.481 2:08.917	169,8	-----

Mejor Sectores	FL - IP1	IP1 - IP2	IP2 - IP3	IP3 - IP4	IP4 - FL
	33.084	19.297	40.345	25.742	16.826

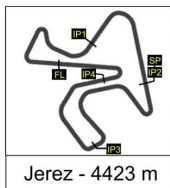


89

CIRCUITO DE JEREZ - CARDOSO SCHOOL
Sábado, 16 de Noviembre de 2019
ANÁLISIS - GRUPO VERDE - TANDA 5
89.- Joaquin FERNANDEZ PEREZ - CARDOSO SCHOOL

Lap	Time	IP1	IP2	IP3	IP4	VMax	FL
1	17:28:18	49.130 49.130	23.893 1:13.023	46.558 1:59.581	28.997 2:28.578	146,8	19.361 2:47.939
2	17:30:48	37.137 37.137	21.640 58.777	44.977 1:43.754	27.458 2:11.212	155	18.928 2:30.140
3	17:33:21	37.290 37.290	21.682 58.972	45.680 1:44.652	27.606 2:12.258	163,2	20.260 2:32.518
4	17:35:48	36.243 36.243	21.373 57.616	43.309 1:40.925	28.541 2:09.466	170,2	17.824 2:27.290
5	17:38:14	35.928 35.928	21.002 56.930	43.520 1:40.450	26.905 2:07.355	169,4	18.508 2:25.863
6		36.970 36.970	21.182 58.152			173,4	-----

Mejor Sectores	FL - IP1	IP1 - IP2	IP2 - IP3	IP3 - IP4	IP4 - FL
	35.928	21.002	43.309	26.905	17.824

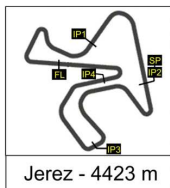


92

CIRCUITO DE JEREZ - CARDOSO SCHOOL
Sábado, 16 de Noviembre de 2019
ANÁLISIS - GRUPO VERDE - TANDA 5
92.- Juan Fco HERRERA ARELLANO - CARDOSO SCHOOL

Lap	Time	IP1	IP2	IP3	IP4	VMax	FL
1	17:27:60	43.401 43.401	23.055 1:06.456	44.386 1:50.842	26.909 2:17.751	172,7	16.885 2:34.636
2	17:30:20	35.295 35.295	19.998 55.293	42.669 1:37.962	25.482 2:03.444	191,6	16.513 2:19.957
3	17:32:38	34.199 34.199	19.547 53.746	41.149 1:34.895	26.834 2:01.729	196,8	16.257 2:17.986
4	17:34:52	33.434 33.434	19.183 52.617	<u>40.500</u> 1:33.117	24.904 1:58.021	194,9	16.469 2:14.490
5	17:37:07	33.210 33.210	19.034 52.244	41.640 1:33.884	24.741 1:58.625	198,4	16.228 2:14.853
6	17:39:23	33.593 33.593	19.059 52.652	40.645 1:33.297	25.992 1:59.289	187,4	15.966 2:15.255
7							-----

Mejor Sectores	FL - IP1	IP1 - IP2	IP2 - IP3	IP3 - IP4	IP4 - FL
	33.210	19.034	40.500	24.741	15.966

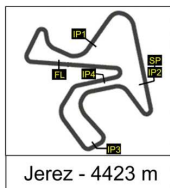


93

CIRCUITO DE JEREZ - CARDOSO SCHOOL
Sábado, 16 de Noviembre de 2019
ANÁLISIS - GRUPO VERDE - TANDA 5
93.- Fernando MAYOR DE LAS HERAS - CARDOSO SCHOOL

Lap	Time	IP1	IP2	IP3	IP4	VMax	FL
1	17:28:37	48.013 48.013	27.028 1:15.041	53.141 2:08.182	32.671 2:40.853	133,4	19.435 3:00.288
2	17:31:20	41.066 41.066	23.759 1:04.825	48.720 1:53.545	29.876 2:23.421	173,1	19.196 2:42.617
3	17:34:01	39.454 39.454	23.818 1:03.272	48.820 1:52.092	29.655 2:21.747	173,6	19.666 2:41.413
4	17:36:44	39.746 39.746	23.718 1:03.464	49.795 1:53.259	29.469 2:22.728	173,4	19.511 2:42.239
5	17:39:26	40.170 40.170	23.761 1:03.931	48.618 1:52.549	30.779 2:23.328	175	18.939 2:42.267
6							-----

Mejor Sectores	FL - IP1	IP1 - IP2	IP2 - IP3	IP3 - IP4	IP4 - FL
	39.454	23.718	48.618	29.469	18.939



95

CIRCUITO DE JEREZ - CARDOSO SCHOOL
Sábado, 16 de Noviembre de 2019
ANÁLISIS - GRUPO VERDE - TANDA 5
95.- Mark MURPHY - CARDOSO SCHOOL

Lap	Time	IP1	IP2	IP3	IP4	VMax	FL
1	17:28:30	48.924 48.924	24.696 1:13.620	49.962 2:03.582	28.946 2:32.528	138,4	17.520 2:50.048
2	17:31:02	38.417 38.417	22.990 1:01.407	45.506 1:46.913	28.216 2:15.129	161,4	17.078 2:32.207
3	17:33:33	36.197 36.197	22.292 58.489	45.776 1:44.265	28.744 2:13.009	164,9	17.926 2:30.935
4		37.381 37.381	22.544 59.925	45.253 1:45.178	30.034 2:15.212	165,9	-----

Mejor Sectores	FL - IP1	IP1 - IP2	IP2 - IP3	IP3 - IP4	IP4 - FL
	36.197	22.292	45.253	28.216	17.078



97

CIRCUITO DE JEREZ - CARDOSO SCHOOL
Sábado, 16 de Noviembre de 2019
ANÁLISIS - GRUPO VERDE - TANDA 5
97.- Jj O'KANE - CARDOSO SCHOOL

Lap	Time	IP1	IP2	IP3	IP4	VMax	FL
1	17:28:32	48.483 48.483	24.633 1:13.116	51.423 2:04.539	28.893 2:33.432	129,1	17.382 2:50.814
2	17:31:03	37.590 37.590	23.463 1:01.053	45.751 1:46.804	27.106 2:13.910	164,5	17.100 2:31.010
3	17:33:26	35.943 35.943	21.665 57.608	<u>41.977</u> <u>1:39.585</u>	<u>26.277</u> <u>2:05.862</u>	174,9	17.006 2:22.868
4	17:35:50	<u>35.272</u> <u>35.272</u>	20.539 <u>55.811</u>	43.837 1:39.648	27.173 2:06.821	162,8	17.122 2:23.943
5	17:38:19	36.119 36.119	21.866 57.985	46.030 1:44.015	27.900 2:11.915	186	17.726 2:29.641
6		36.186 36.186	<u>20.331</u> 56.517			185,8	-----

Mejor Sectores	FL - IP1	IP1 - IP2	IP2 - IP3	IP3 - IP4	IP4 - FL
	35.272	20.331	41.977	26.277	17.006

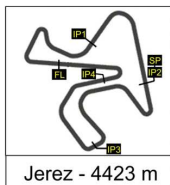


98

CIRCUITO DE JEREZ - CARDOSO SCHOOL
Sábado, 16 de Noviembre de 2019
ANÁLISIS - GRUPO VERDE - TANDA 5
98.- Cian O'NELL - CARDOSO SCHOOL

Lap	Time	IP1	IP2	IP3	IP4	VMax	FL
1	17:27:38	37.597 37.597	20.271 57.868	43.214 1:41.082	25.431 2:06.513	201,9	16.665 2:23.178
2	17:29:57	34.562 34.562	19.787 54.349	41.572 1:35.921	25.582 2:01.503	194,2	17.294 2:18.797
3	17:32:13	34.857 34.857	19.602 54.459	41.175 1:35.634	24.853 2:00.487	199,5	16.148 2:16.634
4		<u>33.326</u> <u>33.326</u>	<u>19.471</u> <u>52.797</u>	<u>40.588</u> <u>1:33.385</u>	26.256 <u>1:59.641</u>	175,3	-----

Mejor Sectores	FL - IP1	IP1 - IP2	IP2 - IP3	IP3 - IP4	IP4 - FL
	33.326	19.471	40.588	24.853	16.148



99

CIRCUITO DE JEREZ - CARDOSO SCHOOL
Sábado, 16 de Noviembre de 2019
ANÁLISIS - GRUPO VERDE - TANDA 5
99.- Jesus PRIETO ROSCO - CARDOSO SCHOOL

Lap	Time	IP1	IP2	IP3	IP4	VMax	FL
1	17:28:20	48.187 48.187	24.339 1:12.526	46.401 1:58.927	28.318 2:27.245	148,4	20.280 2:47.525
2	17:30:49	37.139 37.139	21.800 58.939	45.212 1:44.151	27.943 2:12.094	166,3	17.094 2:29.188
3	17:33:22	37.369 37.369	21.606 58.975	45.338 1:44.313	27.747 2:12.060	158,8	20.703 2:32.763
4	17:35:49	36.221 36.221	20.966 57.187	43.713 1:40.900	28.655 2:09.555	170,6	17.347 2:26.902
5	17:38:14	35.866 35.866	21.847 57.713	42.551 1:40.264	26.977 2:07.241	177,3	18.171 2:25.412
6		36.661 36.661	20.981 57.642			182,6	-----

Mejor Sectores	FL - IP1	IP1 - IP2	IP2 - IP3	IP3 - IP4	IP4 - FL
	35.866	20.966	42.551	26.977	17.094

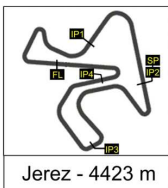


100

CIRCUITO DE JEREZ - CARDOSO SCHOOL
Sábado, 16 de Noviembre de 2019
ANÁLISIS - GRUPO VERDE - TANDA 5
100.- Nacho RAMOS SAN ANDRÉS - CARDOSO SCHOOL

Lap	Time	IP1	IP2	IP3	IP4	VMax	FL
1	17:28:08	44.679 44.679	23.750 1:08.429	47.600 1:56.029	28.222 2:24.251	157,5	19.111 2:43.362
2	17:30:40	38.380 38.380	22.292 1:00.672	46.448 1:47.120	26.999 2:14.119	166,7	18.063 2:32.182
3	17:33:12	38.050 38.050	22.188 1:00.238	46.428 1:46.666	27.425 2:14.091	174,5	18.099 2:32.190
4	17:35:46	37.138 37.138	21.401 58.539	47.891 1:46.430	29.048 2:15.478	175,6	18.265 2:33.743
5	17:38:19	37.971 37.971	22.898 1:00.869	46.130 1:46.999	28.332 2:15.331	167,3	17.907 2:33.238
6		37.529 37.529	22.075 59.604			172,3	-----

Mejor Sectores	FL - IP1	IP1 - IP2	IP2 - IP3	IP3 - IP4	IP4 - FL
	37.138	21.401	46.130	26.999	17.907

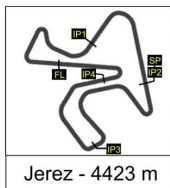


101

CIRCUITO DE JEREZ - CARDOSO SCHOOL
Sábado, 16 de Noviembre de 2019
ANÁLISIS - GRUPO VERDE - TANDA 5
101.- Roberto SÁNCHEZ DURO - CARDOSO SCHOOL

Lap	Time	IP1	IP2	IP3	IP4	VMax	FL
1	17:28:28	47.886 47.886	25.371 1:13.257	48.549 2:01.806	28.776 2:30.582	152,1	18.401 2:48.983
2	17:31:03	38.853 38.853	22.711 1:01.564	<u>46.942</u> 1:48.506	<u>28.126</u> 2:16.632	165,7	18.504 2:35.136
3	17:33:38	38.501 38.501	22.130 1:00.631	47.122 <u>1:47.753</u>	28.856 2:16.609	163,2	18.729 2:35.338
4	17:36:14	38.533 38.533	22.665 1:01.198	47.373 1:48.571	28.130 2:16.701	167	18.734 2:35.435
5	17:38:48	<u>37.635</u> <u>37.635</u>	<u>21.894</u> <u>59.529</u>	48.466 1:47.995	28.293 <u>2:16.288</u>	151	<u>18.359</u> 2:34.647
6		38.397 38.397	22.373 1:00.770			164,8	-----

Mejor Sectores	FL - IP1	IP1 - IP2	IP2 - IP3	IP3 - IP4	IP4 - FL
	37.635	21.894	46.942	28.126	18.359

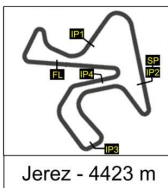


102

CIRCUITO DE JEREZ - CARDOSO SCHOOL
Sábado, 16 de Noviembre de 2019
ANÁLISIS - GRUPO VERDE - TANDA 5
102.- Paul SCOFIELD/ COSTELLO - CARDOSO SCHOOL

Lap	Time	IP1	IP2	IP3	IP4	VMax	FL
1	17:29:11	41.414 41.414	22.453 1:03.867	45.196 1:49.063	27.569 2:16.632	188,4	18.177 2:34.809
2	17:31:33	35.112 35.112	20.941 56.053	<u>42.164</u> 1:38.217	<u>26.618</u> <u>2:04.835</u>	188,1	17.108 2:21.943
3	17:33:57	<u>33.824</u> <u>33.824</u>	20.976 54.800	45.887 1:40.687	26.674 2:07.361	193,5	16.939 2:24.300
4	17:36:19	34.688 34.688	20.851 55.539	42.670 1:38.209	26.840 2:05.049	169,4	<u>16.658</u> 2:21.707
5	17:38:45	34.035 34.035	20.583 <u>54.618</u>	42.704 <u>1:37.322</u>	28.882 2:06.204	184,1	19.376 2:25.580
6		36.191 36.191	<u>20.412</u> 56.603			195,8	-----

Mejor Sectores	FL - IP1	IP1 - IP2	IP2 - IP3	IP3 - IP4	IP4 - FL
	33.824	20.412	42.164	26.618	16.658

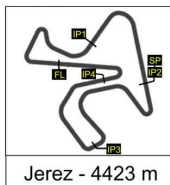


103

CIRCUITO DE JEREZ - CARDOSO SCHOOL
Sábado, 16 de Noviembre de 2019
ANÁLISIS - GRUPO VERDE - TANDA 5
103.- Tomas SZVITEK - CARDOSO SCHOOL

Lap	Time	IP1	IP2	IP3	IP4	VMax	FL
1	17:28:11	47.334 47.334	21.681 1:09.015	44.643 1:53.658	26.728 2:20.386	196,4	17.151 2:37.537
2	17:30:35	<u>35.566</u> <u>35.566</u>	21.837 57.403	43.015 1:40.418	<u>25.942</u> 2:06.360	169,9	17.873 2:24.233
3	17:32:59	35.784 35.784	20.450 56.234	43.049 1:39.283	26.473 2:05.756	194,7	17.924 2:23.680
4	17:35:23	36.053 36.053	20.797 56.850	<u>42.402</u> 1:39.252	26.597 2:05.849	198,5	17.957 2:23.806
5	17:37:45	35.584 35.584	20.605 <u>56.189</u>	42.641 <u>1:38.830</u>	26.307 <u>2:05.137</u>	204,7	<u>16.952</u> 2:22.089
6		36.006 36.006	<u>20.354</u> 56.360	43.006 1:39.366		209,5	-----

Mejor Sectores	FL - IP1	IP1 - IP2	IP2 - IP3	IP3 - IP4	IP4 - FL
	35.566	20.354	42.402	25.942	16.952



104

CIRCUITO DE JEREZ - CARDOSO SCHOOL
Sábado, 16 de Noviembre de 2019
ANÁLISIS - GRUPO VERDE - TANDA 5
104.- Jose Luis TORRALBA ROLDAN - CARDOSO SCHOOL

Lap	Time	IP1	IP2	IP3	IP4	VMax	FL
1	17:29:12	41.120 41.120	21.734 1:02.854	42.963 1:45.817	27.455 2:13.272	153,5	18.178 2:31.450
2	17:31:35	35.721 35.721	21.518 57.239	41.096 1:38.335	26.539 2:04.874	154,2	18.539 2:23.413
3	17:33:56	34.352 34.352	21.168 55.520	41.830 1:37.350	25.612 2:02.962	152,7	18.021 2:20.983
4	17:36:16	34.919 34.919	21.148 56.067	40.748 1:36.815	25.061 2:01.876	152,1	17.799 2:19.675
5	17:38:40	35.948 35.948	22.595 58.543	42.662 1:41.205	26.162 2:07.367	154,8	17.470 2:24.837
6		33.566 33.566	21.481 55.047			151,9	-----

Mejor Sectores	FL - IP1	IP1 - IP2	IP2 - IP3	IP3 - IP4	IP4 - FL
	33.566	21.148	40.748	25.061	17.470

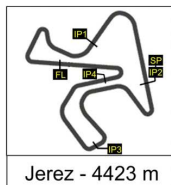


105

CIRCUITO DE JEREZ - CARDOSO SCHOOL
Sábado, 16 de Noviembre de 2019
ANÁLISIS - GRUPO VERDE - TANDA 5
105.- Keith TREACY - CARDOSO SCHOOL

Lap	Time	IP1	IP2	IP3	IP4	VMax	FL
1	17:27:37	38.416 38.416	20.305 58.721	42.960 1:41.681	25.706 2:07.387	201,3	16.512 2:23.899
2	17:29:56	34.479 34.479	19.357 53.836	42.067 1:35.903	25.412 2:01.315	207,1	17.521 2:18.836
3	17:32:13	34.520 34.520	19.517 54.037	41.147 1:35.184	25.105 2:00.289	207,8	16.037 2:16.326
4	17:34:27	<u>33.476</u> <u>33.476</u>	<u>19.091</u> <u>52.567</u>	40.878 <u>1:33.445</u>	<u>24.566</u> <u>1:58.011</u>	209,6	<u>16.021</u> 2:14.032
5		33.761 33.761	19.334 53.095	<u>40.841</u> 1:33.936	26.042 1:59.978	208,5	-----

Mejor Sectores	FL - IP1	IP1 - IP2	IP2 - IP3	IP3 - IP4	IP4 - FL
	33.476	19.091	40.841	24.566	16.021



107

CIRCUITO DE JEREZ - CARDOSO SCHOOL
Sábado, 16 de Noviembre de 2019
ANÁLISIS - GRUPO VERDE - TANDA 5
107.- John WARD - CARDOSO SCHOOL

Lap	Time	IP1	IP2	IP3	IP4	VMax	FL
1	17:27:39	38.243 38.243	21.050 59.293	44.329 1:43.622	25.997 2:09.619	168,5	16.933 2:26.551
2	17:29:54	33.121 33.121	20.039 53.160	39.985 1:33.145	24.631 1:57.776	178,4	17.216 2:14.992
3	17:32:07	32.391 32.391	19.461 51.852	39.364 1:31.216	25.145 1:56.361	178,4	16.662 2:13.023
4	17:34:21	32.723 32.723	19.754 52.477	39.979 1:32.456	24.897 1:57.353	174,4	16.838 2:14.190
5	17:36:34	32.100 32.100	19.561 51.661	39.571 1:31.232	24.474 1:55.706	177,5	17.019 2:12.725
6	17:38:48	31.608 31.608	19.242 50.850	39.689 1:30.539	25.133 1:55.672	179	18.298 2:13.970
7		37.738 37.738	23.118 1:00.856			139,4	-----

Mejor Sectores	FL - IP1	IP1 - IP2	IP2 - IP3	IP3 - IP4	IP4 - FL
	31.608	19.242	39.364	24.474	16.662

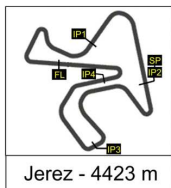


108

CIRCUITO DE JEREZ - CARDOSO SCHOOL
Sábado, 16 de Noviembre de 2019
ANÁLISIS - GRUPO VERDE - TANDA 5
108.- Oskar ZOLDAK - CARDOSO SCHOOL

Lap	Time	IP1	IP2	IP3	IP4	VMax	FL
1	17:27:49	39.071 39.071	21.634 1:00.705	42.598 1:43.303	26.332 2:09.635	187	16.219 2:25.853
2	17:30:08	34.605 34.605	20.103 54.708	42.014 1:36.722	26.079 2:02.801	202,8	16.252 2:19.053
3	17:32:26	34.256 34.256	19.758 54.014	42.331 1:36.345	26.028 2:02.373	188	16.217 2:18.590
4	17:34:42	33.951 33.951	19.537 53.488	<u>40.419</u> 1:33.907	26.079 1:59.986	200,3	16.186 2:16.172
5	17:36:59	34.190 34.190	<u>19.299</u> 53.489	41.115 1:34.604	25.869 2:00.473	192,4	<u>15.912</u> 2:16.384
6	17:39:17	33.591 33.591	19.827 53.418	42.409 1:35.827	<u>25.614</u> 2:01.441	204	16.200 2:17.641
7		<u>33.553</u> 33.553					-----

Mejor Sectores	FL - IP1	IP1 - IP2	IP2 - IP3	IP3 - IP4	IP4 - FL
	33.553	19.299	40.419	25.614	15.912

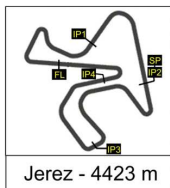


111

CIRCUITO DE JEREZ - CARDOSO SCHOOL
Sábado, 16 de Noviembre de 2019
ANÁLISIS - GRUPO VERDE - TANDA 5
111.- Lili - CARDOSO SCHOOL

Lap	Time	IP1	IP2	IP3	IP4	VMax	FL
1	17:28:32	40.884 40.884	19.278 1:00.162	44.263 1:44.425	29.073 2:13.498	205,7	16.953 2:30.451
2	17:30:51	36.812 36.812	19.788 56.600	39.888 1:36.488	25.354 2:01.842	200,5	16.492 2:18.334
3	17:33:12	37.043 37.043	19.873 56.916	40.791 1:37.707	26.050 2:03.757	204,8	17.181 2:20.938
4	17:35:26	<u>32.651</u> <u>32.651</u>	19.441 52.092	<u>39.430</u> <u>1:31.522</u>	25.172 <u>1:56.694</u>	204,3	17.486 2:14.180
5	17:37:43	37.239 37.239	18.383 55.622	40.788 1:36.410	<u>24.738</u> 2:01.148	211,8	<u>15.785</u> 2:16.933
6		32.691 32.691	<u>18.361</u> <u>51.052</u>	40.776 1:31.828	26.870 1:58.698	208,5	-----

Mejor Sectores	FL - IP1	IP1 - IP2	IP2 - IP3	IP3 - IP4	IP4 - FL
	32.651	18.361	39.430	24.738	15.785

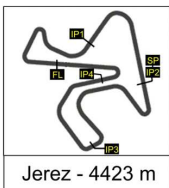


112

CIRCUITO DE JEREZ - CARDOSO SCHOOL
Sábado, 16 de Noviembre de 2019
ANÁLISIS - GRUPO VERDE - TANDA 5
112.- Carlos QUINTEIRO MARTINEZ - CARDOSO SCHOOL

Lap	Time	IP1	IP2	IP3	IP4	VMax	FL
1	17:27:58	43.686 43.686	22.932 1:06.618	47.932 1:54.550	27.947 2:22.497	179,2	18.541 2:41.038
2	17:30:30	39.339 39.339	22.963 1:02.302	45.813 1:48.115	26.388 2:14.503	146,9	17.498 2:32.001
3	17:32:58	36.480 36.480	21.247 57.727	45.071 1:42.798	27.030 2:09.828	176,1	17.321 2:27.149
4	17:35:25	37.516 37.516	21.324 58.840	44.739 1:43.579	26.740 2:10.319	207,1	17.247 2:27.566
5	17:37:53	39.073 39.073	20.769 59.842	44.544 1:44.386	25.996 2:10.382	204,5	17.384 2:27.766
6		36.710 36.710	20.809 57.519	44.161 1:41.680		193,5	-----

Mejor Sectores	FL - IP1	IP1 - IP2	IP2 - IP3	IP3 - IP4	IP4 - FL
	36.480	20.769	44.161	25.996	17.247

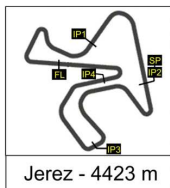


113

CIRCUITO DE JEREZ - CARDOSO SCHOOL
Sábado, 16 de Noviembre de 2019
ANÁLISIS - GRUPO VERDE - TANDA 5
113.- Domingo VILLERO CARRO - CARDOSO SCHOOL

Lap	Time	IP1	IP2	IP3	IP4	VMax	FL
1	17:28:15	45.583 45.583	26.718 1:12.301	48.626 2:00.927	30.232 2:31.159	115,2	20.828 2:51.987
2	17:30:52	37.417 37.417	24.720 1:02.137	45.993 1:48.130	28.936 2:17.066	117,6	19.962 2:37.028
3	17:33:27	37.373 37.373	24.132 1:01.505	45.103 1:46.608	28.420 2:15.028	129	20.075 2:35.102
4	17:36:01	36.687 36.687	23.838 1:00.525	44.338 1:44.863	28.569 2:13.432	124,9	19.880 2:33.312
5	17:38:35	37.428 37.428	23.554 1:00.982	44.707 1:45.689	28.431 2:14.120	126,4	20.246 2:34.366
6		37.247 37.247	23.382 1:00.629			128,8	-----

Mejor Sectores	FL - IP1	IP1 - IP2	IP2 - IP3	IP3 - IP4	IP4 - FL
	36.687	23.382	44.338	28.420	19.880



114

CIRCUITO DE JEREZ - CARDOSO SCHOOL
Sábado, 16 de Noviembre de 2019
ANÁLISIS - GRUPO VERDE - TANDA 5
114.- Juan DIAZ MOLINA - CARDOSO SCHOOL

Lap	Time	IP1	IP2	IP3	IP4	VMax	FL
1	17:28:08	35.557 35.557	21.066 56.623	39.231 1:35.854	24.048 1:59.902	154,9	17.599 2:17.501
2	17:30:21	32.159 32.159	20.657 52.816	38.539 1:31.355	24.745 1:56.100	151,4	17.728 2:13.828
3	17:32:36	33.338 33.338	20.509 53.847	38.857 1:32.704	24.804 1:57.508	153,5	17.471 2:14.979
4	17:34:48	31.954 31.954	<u>20.236</u> 52.190	<u>38.301</u> 1:30.491	23.645 1:54.136	151,3	17.354 2:11.490
5	17:37:01	31.923 31.923	20.300 52.223	38.303 1:30.526	25.014 1:55.540	153,1	17.896 2:13.436
6	17:39:14	<u>31.599</u> 31.599	20.748 52.347	38.842 1:31.189	<u>23.540</u> 1:54.729	149,9	17.482 2:12.210
7		34.960 34.960					-----

Mejor Sectores	FL - IP1	IP1 - IP2	IP2 - IP3	IP3 - IP4	IP4 - FL
	31.599	20.236	38.301	23.540	17.354