



Jerez - 4423 m



14

**CIRCUITO DE JEREZ - CARDOSO SCHOOL**  
**Sábado, 16 de Noviembre de 2019**  
**GRUPO ROJO - TANDA 4**

CONDICIONES ATMOSFERICAS: **Soleado**

ESTADO DE LA PISTA: **Seca**

Ord.	#	Piloto	Licencia	Club	Marca	NV	VR	Tiempo	Gap	Intv	VMax
1	69	Udo SCHÄFER		CARDOSO SCHOOL	*	11	8	2:01.477	----	----	228,5
2	106	Eduardo VILLALBA GARCIA		CARDOSO SCHOOL		11	6	2:01.516	0.039	0.039	232,5
3	51	Orlando GARRO		CARDOSO SCHOOL	*	8	8	2:01.713	0.236	0.197	232,5
4	56	Jan KOKANIC		CARDOSO SCHOOL		11	11	2:03.017	1.540	1.304	229,4
5	45	Andrius CELIUS		CARDOSO SCHOOL		10	7	2:03.567	2.090	0.550	218,4
6	75	Juan Carlos POZO SALIDO		CARDOSO SCHOOL		8	8	2:05.430	3.953	1.863	210,3
7	2	Kevin BLAKE		CARDOSO SCHOOL	*	10	7	2:05.537	4.060	0.107	203,2
8	64	Pedro PONSETI ANTICH		CARDOSO SCHOOL		9	7	2:05.605	4.128	0.068	216,0
9	94	Kieran MOORE		CARDOSO SCHOOL	*	10	9	2:06.078	4.601	0.473	215,4
10	90	José Francisco FRANCO PÉ		CARDOSO SCHOOL		10	10	2:06.521	5.044	0.443	220,0
11	96	Fco Javier NOBREGA DOBL		CARDOSO SCHOOL		10	9	2:06.917	5.440	0.396	207,9
12	52	Alberto GRACIAN ALCAIDE		CARDOSO SCHOOL		10	7	2:07.902	6.425	0.985	200,9
13	7	Mark DOWNES		CARDOSO SCHOOL		10	5	2:08.891	7.414	0.989	199,1
14	11	Juan Javier GARCIA PLAZA		CARDOSO SCHOOL		8	2	2:09.954	8.477	1.063	216,2
15	62	Juan MONTIEL LLABRES		CARDOSO SCHOOL		10	10	2:10.211	8.734	0.257	192,2
16	72	Krzysztof SIEWIERSKI		CARDOSO SCHOOL		10	8	2:10.239	8.762	0.028	202,2
17	61	Thomas MONAGHAN		CARDOSO SCHOOL		7	6	2:10.568	9.092	0.330	198,7
18	44	Damien CARSON		CARDOSO SCHOOL		10	7	2:10.629	9.152	0.060	196,9
19	114	Juan DIAZ MOLINA		CARDOSO SCHOOL	*	7	7	2:10.642	9.165	0.013	156,4
20	65	Carlos RODRÍGUEZ GONZ		CARDOSO SCHOOL		10	10	2:10.651	9.174	0.009	212,8
21	71	Graham SHEEHAN		CARDOSO SCHOOL		8	7	2:10.869	9.393	0.219	202,9
22	66	Tomas RODRÍGUEZ OTER		CARDOSO SCHOOL		8	7	2:11.300	9.823	0.430	210,6
23	73	Carlos VALPARAISO SÁNC		CARDOSO SCHOOL		9	9	2:11.804	10.327	0.504	210,7
24	63	Gerardo J OVALLE FERNÁ		CARDOSO SCHOOL		8	7	2:11.877	10.400	0.073	208,8
25	42	Miguel ALBERTOS CABAÑA		CARDOSO SCHOOL		7	4	2:12.062	10.585	0.185	189,6
26	8	Erick ECKFELDER		CARDOSO SCHOOL		6	6	2:12.120	10.643	0.058	211,4
27	54	Denis KENNEDY		CARDOSO SCHOOL		7	5	2:12.532	11.055	0.412	193,0
28	58	Juan LARRACOECHEA		CARDOSO SCHOOL		10	10	2:13.448	11.971	0.916	196,9
29	59	Ullar LIIV		CARDOSO SCHOOL		7	7	2:16.541	15.064	3.093	186,1
30	49	Fernando FIESTAS CORBE		CARDOSO SCHOOL		5	2	2:18.557	17.080	2.016	192,9
31	60	Marcelino LOPEZ		CARDOSO SCHOOL		9	3	2:18.893	17.416	0.336	199,3
32	70	Anthony SCULLY		CARDOSO SCHOOL		7	4	2:18.999	17.522	0.106	196,6
33	46	Jordan CORBY		CARDOSO SCHOOL		9	9	2:31.506	30.029	12.507	176,4

Circuito de Jerez, 16 DE NOVIEMBRE DE 2019

Hora:	Hora:	RESULTADOS PUBLICADOS A LAS 15:53 HORAS
-------	-------	---



2

**CIRCUITO DE JEREZ - CARDOSO SCHOOL**  
**Sábado, 16 de Noviembre de 2019**  
**ANÁLISIS - GRUPO ROJO - TANDA 4**  
**2.- Kevin BLAKE - CARDOSO SCHOOL**

Lap	Time	IP1	IP2	IP3	IP4	VMax	FL
1	15:30:25	41.249 41.249	20.786 1:02.035	42.491 1:44.526	24.249 2:08.775	183,9	15.993 <b>2:24.768</b>
2	15:32:36	32.227 32.227	19.937 52.164	39.292 1:31.456	23.707 1:55.163	192,1	16.304 <b>2:11.467</b>
3	15:34:46	33.493 33.493	18.739 52.232	39.151 1:31.383	23.075 1:54.458	190,9	15.351 <b>2:09.809</b>
4	15:36:56	31.197 31.197	18.527 49.724	38.919 1:28.643	23.737 1:52.380	203,2	17.049 <b>2:09.429</b>
5	15:39:05	31.537 31.537	18.840 50.377	39.625 1:30.002	23.650 1:53.652	191,2	15.452 <b>2:09.104</b>
6	15:41:12	31.553 31.553	18.194 49.747	38.413 1:28.160	23.427 1:51.587	199,2	15.461 <b>2:07.048</b>
7	15:43:17	30.839 30.839	18.121 48.960	38.241 1:27.201	<u>22.865</u> <u>1:50.066</u>	190	15.471 <b>2:05.537</b>
8	15:45:25	31.442 31.442	18.319 49.761	38.599 1:28.360	23.485 1:51.845	201,3	15.680 <b>2:07.525</b>
9	15:47:33	32.217 32.217	<u>18.091</u> 50.308	38.657 1:28.965	23.894 1:52.859	196,2	<u>15.222</u> <b>2:08.081</b>
10	15:49:40	<u>30.503</u> <u>30.503</u>	18.359 <u>48.862</u>	<u>38.150</u> <u>1:27.012</u>	24.003 1:51.015	188,6	15.554 <b>2:06.569</b>
11							-----

Mejor Sectores	FL - IP1	IP1 - IP2	IP2 - IP3	IP3 - IP4	IP4 - FL
	<b>30.503</b>	<b>18.091</b>	<b>38.150</b>	<b>22.865</b>	<b>15.222</b>



7

**CIRCUITO DE JEREZ - CARDOSO SCHOOL**  
**Sábado, 16 de Noviembre de 2019**  
**ANÁLISIS - GRUPO ROJO - TANDA 4**  
**7.- Mark DOWNES - CARDOSO SCHOOL**

Lap	Time	IP1	IP2	IP3	IP4	VMax	FL
1	15:29:22	38.981 38.981	21.202 1:00.183	40.811 1:40.994	25.357 2:06.351	192,2	15.749 <b>2:22.100</b>
2	15:31:37	33.140 33.140	18.974 52.114	40.387 1:32.501	26.878 1:59.379	199,1	15.824 <b>2:15.203</b>
3	15:33:50	32.690 32.690	19.308 51.998	40.251 1:32.249	24.963 1:57.212	195,1	15.753 <b>2:12.965</b>
4	15:36:03	33.120 33.120	19.131 52.251	40.894 1:33.145	24.227 1:57.372	174,1	15.679 <b>2:13.051</b>
5	15:38:12	31.847 31.847	<b>18.241</b> <b>50.088</b>	<b>39.061</b> <b>1:29.149</b>	<b>23.853</b> <b>1:53.002</b>	193,3	15.889 <b>2:08.891</b>
6	15:40:22	<b>31.542</b> <b>31.542</b>	18.996 50.538	39.332 1:29.870	24.771 1:54.641	183	15.733 <b>2:10.374</b>
7	15:42:33	32.504 32.504	18.931 51.435	39.608 1:31.043	24.597 1:55.640	192,5	15.686 <b>2:11.326</b>
8	15:44:47	33.249 33.249	19.046 52.295	39.824 1:32.119	25.206 1:57.325	192,9	16.035 <b>2:13.360</b>
9	15:46:59	32.873 32.873	19.348 52.221	39.864 1:32.085	24.646 1:56.731	194,9	15.763 <b>2:12.494</b>
10	15:49:12	32.874 32.874	18.988 51.862	39.604 1:31.466	25.121 1:56.587	189	15.954 <b>2:12.541</b>
11		34.895 34.895	19.819 54.714			188,1	-----

Mejor Sectores	FL - IP1	IP1 - IP2	IP2 - IP3	IP3 - IP4	IP4 - FL
	<b>31.542</b>	<b>18.241</b>	<b>39.061</b>	<b>23.853</b>	<b>15.679</b>



8

**CIRCUITO DE JEREZ - CARDOSO SCHOOL**  
**Sábado, 16 de Noviembre de 2019**  
**ANÁLISIS - GRUPO ROJO - TANDA 4**  
**8.- Erick ECKFELDER - CARDOSO SCHOOL**

Lap	Time	IP1	IP2	IP3	IP4	VMax	FL
1	15:30:34	45.558 45.558	20.790 1:06.348	41.582 1:47.930	26.492 2:14.422	185,4	15.856 <b>2:30.278</b>
2	15:32:52	32.821 32.821	20.200 53.021	42.358 1:35.379	26.095 2:01.474	182,4	16.369 <b>2:17.843</b>
3	15:35:09	34.103 34.103	20.340 54.443	39.861 1:34.304	25.301 1:59.605	197,4	16.593 <b>2:16.198</b>
4	15:37:24	33.357 33.357	20.119 53.476	40.984 1:34.460	25.351 1:59.811	195	15.686 <b>2:15.497</b>
5	15:39:38	32.782 32.782	19.528 <b>52.310</b>	40.646 1:32.956	25.231 1:58.187	198,3	15.818 <b>2:14.005</b>
6	15:41:50	<b>32.662</b> <b>32.662</b>	20.031 52.693	39.393 1:32.086	<b>24.512</b> <b>1:56.598</b>	196,9	<b>15.522</b> <b>2:12.120</b>
7		33.556 33.556	<b>18.986</b> 52.542	<b>38.853</b> <b>1:31.395</b>	26.396 1:57.791	211,4	-----

Mejor Sectores	FL - IP1	IP1 - IP2	IP2 - IP3	IP3 - IP4	IP4 - FL
	<b>32.662</b>	<b>18.986</b>	<b>38.853</b>	<b>24.512</b>	<b>15.522</b>

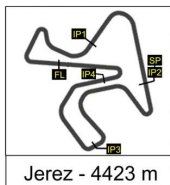


11

**CIRCUITO DE JEREZ - CARDOSO SCHOOL**  
**Sábado, 16 de Noviembre de 2019**  
**ANÁLISIS - GRUPO ROJO - TANDA 4**  
**11.- Juan Javier GARCIA PLAZA - CARDOSO SCHOOL**

Lap	Time	IP1	IP2	IP3	IP4	VMax	FL
1	15:27:37	42.317 42.317	20.258 1:02.575	40.530 1:43.105	24.520 2:07.625	204,4	15.616 2:23.241
2	15:29:47	32.990 32.990	18.619 51.609	39.223 1:30.832	23.953 1:54.785	212,4	15.169 2:09.954
3	15:31:57	<u>31.962</u> <u>31.962</u>	18.438 50.400	38.684 <u>1:29.084</u>	24.869 <u>1:53.953</u>	216,2	16.233 2:10.186
4	15:34:11	33.098 33.098	18.833 51.931	41.063 1:32.994	24.447 1:57.441	213,4	16.417 2:13.858
5	15:36:23	34.730 34.730	19.893 54.623	<u>38.558</u> 1:33.181	<u>23.457</u> 1:56.638	214,8	15.305 2:11.943
6	15:38:36	32.090 32.090	<u>18.298</u> <u>50.388</u>	41.714 1:32.102	24.749 1:56.851	215,8	15.668 2:12.519
7	15:40:50	33.152 33.152	19.384 52.536	41.404 1:33.940	24.820 1:58.760	195,4	15.778 2:14.538
8	15:43:03	32.643 32.643	18.838 51.481	40.469 1:31.950	24.775 1:56.725	208	15.832 2:12.557
9		33.260 33.260	19.297 52.557	42.204 1:34.761	28.702 2:03.463	192,5	-----

Mejor Sectores	FL - IP1	IP1 - IP2	IP2 - IP3	IP3 - IP4	IP4 - FL
	31.962	18.298	38.558	23.457	15.169

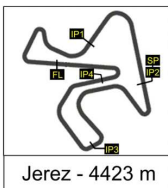


42

**CIRCUITO DE JEREZ - CARDOSO SCHOOL**  
**Sábado, 16 de Noviembre de 2019**  
**ANÁLISIS - GRUPO ROJO - TANDA 4**  
**42.- Miguel ALBERTOS CABAÑAS - CARDOSO SCHOOL**

Lap	Time	IP1	IP2	IP3	IP4	VMax	FL
1	15:29:13	38.463 38.463	21.685 1:00.148	43.973 1:44.121	25.497 2:09.618	167,3	17.569 <b>2:27.186</b>
2	15:31:27	32.898 32.898	19.892 52.790	40.412 1:33.202	24.367 1:57.569	186	16.741 <b>2:14.310</b>
3	15:33:39	32.373 32.373	19.700 52.073	39.612 1:31.685	<b>23.819</b> 1:55.504	189,6	<b>16.676</b> <b>2:12.180</b>
4	15:35:51	32.160 32.160	19.598 51.758	<b>39.533</b> <b>1:31.291</b>	23.978 <b>1:55.269</b>	187	16.793 <b>2:12.062</b>
5	15:42:32	<b>31.962</b> <b>31.962</b>	<b>19.398</b> <b>51.360</b>	39.943 1:31.303	24.921 1:56.224	188,7	4:44.328 <b>PIT EXIT</b>
6	15:45:22	56.913 56.913	23.112 1:20.025	44.901 2:04.926	27.558 2:32.484	143,5	18.229 <b>2:50.713</b>
7	15:47:46	35.781 35.781	20.884 56.665	42.135 1:38.800	26.964 2:05.764	172,2	17.736 <b>2:23.500</b>
8		35.144 35.144	21.756 56.900	42.542 1:39.442	27.229 2:06.671	140,2	-----

Mejor Sectores	FL - IP1	IP1 - IP2	IP2 - IP3	IP3 - IP4	IP4 - FL
	<b>31.962</b>	<b>19.398</b>	<b>39.533</b>	<b>23.819</b>	<b>16.676</b>

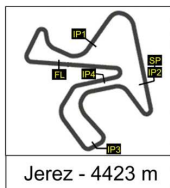


44

**CIRCUITO DE JEREZ - CARDOSO SCHOOL**  
**Sábado, 16 de Noviembre de 2019**  
**ANÁLISIS - GRUPO ROJO - TANDA 4**  
**44.- Damien CARSON - CARDOSO SCHOOL**

Lap	Time	IP1	IP2	IP3	IP4	VMax	FL
1	15:29:20	38.190 38.190	20.148 58.338	42.535 1:40.873	26.232 2:07.105	196	16.489 <b>2:23.594</b>
2	15:31:36	33.042 33.042	19.669 52.711	40.721 1:33.432	26.741 2:00.173	192,4	15.987 <b>2:16.160</b>
3	15:33:51	32.575 32.575	19.812 52.387	40.821 1:33.208	25.343 1:58.551	187,9	16.164 <b>2:14.715</b>
4	15:36:05	32.912 32.912	19.641 52.553	40.478 1:33.031	24.870 1:57.901	189,4	16.248 <b>2:14.149</b>
5	15:38:19	33.091 33.091	19.315 52.406	39.911 1:32.317	25.214 1:57.531	196,9	16.250 <b>2:13.780</b>
6	15:40:31	32.699 32.699	19.420 52.119	<u>39.099</u> 1:31.218	24.545 1:55.763	179,6	<u>15.790</u> <b>2:11.553</b>
7	15:42:41	<u>31.588</u> <b>31.588</b>	<u>19.233</u> <b>50.821</b>	39.245 <u>1:30.066</u>	<u>24.511</u> <b>1:54.577</b>	194,4	16.052 <b>2:10.629</b>
8	15:44:56	32.524 32.524	20.630 53.154	39.890 1:33.044	24.868 1:57.912	191,7	16.696 <b>2:14.608</b>
9	15:47:09	32.851 32.851	19.465 52.316	39.570 1:31.886	25.106 1:56.992	184,2	16.545 <b>2:13.537</b>
10	15:49:25	33.333 33.333	20.169 53.502	40.518 1:34.020	25.126 1:59.146	184	16.140 <b>2:15.286</b>
11		32.634 32.634					-----

Mejor Sectores	FL - IP1	IP1 - IP2	IP2 - IP3	IP3 - IP4	IP4 - FL
	<b>31.588</b>	<b>19.233</b>	<b>39.099</b>	<b>24.511</b>	<b>15.790</b>



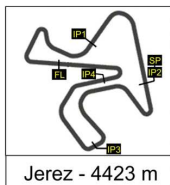
45

**CIRCUITO DE JEREZ - CARDOSO SCHOOL**  
**Sábado, 16 de Noviembre de 2019**  
**ANÁLISIS - GRUPO ROJO - TANDA 4**  
**45.- Andrius CELIUS - CARDOSO SCHOOL**

Lap	Time	IP1	IP2	IP3	IP4	VMax	FL
1	15:28:10	39.655 39.655	21.440 1:01.095	41.777 1:42.872	27.078 2:09.950	143,1	17.002 <b>2:26.952</b>
2	15:30:30	36.433 36.433	20.444 56.877	41.488 1:38.365	25.929 2:04.294	197,9	15.596 <b>2:19.890</b>
3	15:32:41	31.768 31.768	18.744 50.512	40.585 1:31.097	24.745 1:55.842	189,8	14.884 <b>2:10.726</b>
4	15:34:53	31.178 31.178	18.796 49.974	40.469 1:30.443	25.992 1:56.435	200,8	15.629 <b>2:12.064</b>
5	15:37:03	34.342 34.342	19.195 53.537	37.882 1:31.419	23.172 1:54.591	218,2	15.156 <b>2:09.747</b>
6	15:39:11	31.554 31.554	17.791 49.345	39.431 1:28.776	24.219 1:52.995	218,4	15.079 <b>2:08.074</b>
7	15:41:14	<u>30.805</u> <b>30.805</b>	18.139 <u>48.944</u>	37.184 <u>1:26.128</u>	<u>22.757</u> <b>1:48.885</b>	201,3	<u>14.682</u> <b>2:03.567</b>
8	15:43:18	31.645 31.645	<u>17.767</u> 49.412	<u>36.988</u> 1:26.400	22.772 1:49.172	215,6	14.833 <b>2:04.005</b>
9	15:45:25	32.943 32.943	18.409 51.352	37.448 1:28.800	23.170 1:51.970	202,4	15.033 <b>2:07.003</b>
10	15:47:35	32.775 32.775	18.294 51.069	38.126 1:29.195	24.461 1:53.656	199,3	15.912 <b>2:09.568</b>
11		32.990 32.990	18.774 51.764	39.673 1:31.437	24.634 1:56.071	186,3	-----

Mejor Sectores	FL - IP1	IP1 - IP2	IP2 - IP3	IP3 - IP4	IP4 - FL
	<b>30.805</b>	<b>17.767</b>	<b>36.988</b>	<b>22.757</b>	<b>14.682</b>





46

**CIRCUITO DE JEREZ - CARDOSO SCHOOL**  
**Sábado, 16 de Noviembre de 2019**  
**ANÁLISIS - GRUPO ROJO - TANDA 4**  
**46.- Jordan CORBY - CARDOSO SCHOOL**

Lap	Time	IP1	IP2	IP3	IP4	VMax	FL
1	15:28:58	48.649 48.649	23.589 1:12.238	50.796 2:03.034	29.604 2:32.638	156,4	18.697 <b>2:51.335</b>
2	15:31:39	40.534 40.534	23.411 1:03.945	49.530 1:53.475	29.559 2:23.034	160,2	18.179 <b>2:41.213</b>
3	15:34:19	39.602 39.602	22.829 1:02.431	49.512 1:51.943	29.445 2:21.388	159,2	18.174 <b>2:39.562</b>
4	15:36:56	39.673 39.673	22.681 1:02.354	48.334 1:50.688	28.715 2:19.403	163,6	17.820 <b>2:37.223</b>
5	15:39:31	38.762 38.762	22.460 1:01.222	47.460 1:48.682	28.813 2:17.495	159,2	17.669 <b>2:35.164</b>
6	15:42:05	38.188 38.188	22.020 1:00.208	46.784 1:46.992	28.371 2:15.363	163,6	18.422 <b>2:33.785</b>
7	15:44:38	38.662 38.662	22.276 1:00.938	47.156 1:48.094	27.996 2:16.090	163	<u>17.471</u> <b>2:33.561</b>
8	15:47:13	38.397 38.397	22.262 1:00.659	47.605 1:48.264	<u>27.870</u> 2:16.134	165,1	17.926 <b>2:34.060</b>
9	15:49:44	<u>38.111</u> <u>38.111</u>	<u>21.522</u> <u>59.633</u>	<u>46.009</u> <u>1:45.642</u>	28.173 <u>2:13.815</u>	176,4	17.691 <b>2:31.506</b>
10							-----

Mejor Sectores	FL - IP1	IP1 - IP2	IP2 - IP3	IP3 - IP4	IP4 - FL
	38.111	21.522	46.009	27.870	17.471



49

**CIRCUITO DE JEREZ - CARDOSO SCHOOL**  
**Sábado, 16 de Noviembre de 2019**  
**ANÁLISIS - GRUPO ROJO - TANDA 4**  
**49.- Fernando FIESTAS CORBELLINI - CARDOSO SCHOOL**

Lap	Time	IP1	IP2	IP3	IP4	VMax	FL
1	15:28:03	51.436 51.436	25.520 1:16.956	46.169 2:03.125	26.256 2:29.381	118,1	17.561 <b>2:46.942</b>
2	15:30:22	<u>34.959</u> <u>34.959</u>	<u>19.850</u> <u>54.809</u>	<u>41.341</u> <u>1:36.150</u>	<u>25.630</u> <u>2:01.780</u>	192,9	16.777 <b>2:18.557</b>
3	15:32:44	35.064 35.064	20.597 55.661	43.138 1:38.799	25.954 2:04.753	183,8	17.242 <b>2:21.995</b>
4	15:35:09	37.003 37.003	21.045 58.048	43.925 1:41.973	26.190 2:08.163	170,1	17.289 <b>2:25.452</b>
5	15:37:33	35.818 35.818	21.010 56.828	43.882 1:40.710	26.396 2:07.106	180	16.935 <b>2:24.041</b>
6		35.395 35.395	21.158 56.553	43.990 1:40.543	29.725 2:10.268	163,3	-----

Mejor Sectores	FL - IP1	IP1 - IP2	IP2 - IP3	IP3 - IP4	IP4 - FL
	<b>34.959</b>	<b>19.850</b>	<b>41.341</b>	<b>25.630</b>	<b>16.777</b>

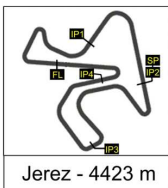


51

**CIRCUITO DE JEREZ - CARDOSO SCHOOL**  
**Sábado, 16 de Noviembre de 2019**  
**ANÁLISIS - GRUPO ROJO - TANDA 4**  
**51.- Orlando GARRO - CARDOSO SCHOOL**

Lap	Time	IP1	IP2	IP3	IP4	VMax	FL
1	15:28:10	39.833 39.833	19.664 59.497	41.210 1:40.707	26.163 2:06.870	173,2	16.037 <b>2:22.907</b>
2	15:30:28	35.610 35.610	20.592 56.202	42.049 1:38.251	24.037 2:02.288	206,5	15.163 <b>2:17.451</b>
3	15:32:37	31.959 31.959	18.470 50.429	40.618 1:31.047	23.031 1:54.078	204,5	15.056 <b>2:09.134</b>
4	15:34:53	33.632 33.632	20.084 53.716	40.491 1:34.207	26.016 2:00.223	210,3	15.809 <b>2:16.032</b>
5	15:36:58	31.953 31.953	17.824 49.777	37.719 1:27.496	23.079 1:50.575	226,3	15.154 <b>2:05.729</b>
6	15:39:05	31.677 31.677	18.133 49.810	37.930 1:27.740	23.463 1:51.203	210,1	15.095 <b>2:06.298</b>
7	15:41:10	31.192 31.192	17.637 48.829	37.285 1:26.114	24.355 1:50.469	232,5	<u>14.734</u> <b>2:05.203</b>
8	15:43:12	<u>30.802</u> <b>30.802</b>	<u>17.588</u> <b>48.390</b>	<u>36.455</u> <b>1:24.845</b>	<u>22.126</u> <b>1:46.971</b>	226,1	14.742 <b>2:01.713</b>
9		33.719 33.719	18.477 52.196	38.669 1:30.865	26.541 1:57.406	226,9	-----

Mejor Sectores	FL - IP1	IP1 - IP2	IP2 - IP3	IP3 - IP4	IP4 - FL
	30.802	17.588	36.455	22.126	14.734



52

**CIRCUITO DE JEREZ - CARDOSO SCHOOL**  
**Sábado, 16 de Noviembre de 2019**  
**ANÁLISIS - GRUPO ROJO - TANDA 4**  
**52.- Alberto GRACIAN ALCAIDE - CARDOSO SCHOOL**

Lap	Time	IP1	IP2	IP3	IP4	VMax	FL
1	15:28:03	51.345 51.345	25.147 1:16.492	47.009 2:03.501	25.960 2:29.461	123,5	16.873 <b>2:46.334</b>
2	15:30:16	34.185 34.185	19.515 53.700	39.042 1:32.742	24.028 1:56.770	197,3	16.115 <b>2:12.885</b>
3	15:32:31	36.083 36.083	19.133 55.216	39.076 1:34.292	23.595 1:57.887	195,7	17.245 <b>2:15.132</b>
4	15:34:54	40.114 40.114	20.076 1:00.190	42.060 1:42.250	24.710 2:06.960	189	16.308 <b>2:23.268</b>
5	15:37:05	33.241 33.241	19.229 52.470	38.407 1:30.877	23.345 1:54.222	200,7	16.083 <b>2:10.305</b>
6	15:39:15	31.772 31.772	20.514 52.286	38.951 1:31.237	23.767 1:55.004	191,6	<u>15.490</u> <b>2:10.494</b>
7	15:41:23	31.402 31.402	<u>18.565</u> <u>49.967</u>	38.011 <u>1:27.978</u>	23.723 1:51.701	200,9	16.201 <b>2:07.902</b>
8	15:43:37	32.532 32.532	23.053 55.585	38.451 1:34.036	24.039 1:58.075	188	15.904 <b>2:13.979</b>
9	15:45:46	<u>31.193</u> <u>31.193</u>	20.611 51.804	38.102 1:29.906	23.656 1:53.562	195,2	15.801 <b>2:09.363</b>
10	15:47:55	31.641 31.641	18.767 50.408	<u>37.874</u> 1:28.282	<u>23.293</u> <u>1:51.575</u>	195,4	16.996 <b>2:08.571</b>
11		36.296 36.296	22.692 58.988	46.174 1:45.162		137,4	-----

<b>Mejor Sectores</b>	<b>FL - IP1</b>	<b>IP1 - IP2</b>	<b>IP2 - IP3</b>	<b>IP3 - IP4</b>	<b>IP4 - FL</b>
	<b>31.193</b>	<b>18.565</b>	<b>37.874</b>	<b>23.293</b>	<b>15.490</b>

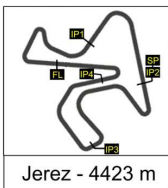


54

**CIRCUITO DE JEREZ - CARDOSO SCHOOL**  
**Sábado, 16 de Noviembre de 2019**  
**ANÁLISIS - GRUPO ROJO - TANDA 4**  
**54.- Denis KENNEDY - CARDOSO SCHOOL**

Lap	Time	IP1	IP2	IP3	IP4	VMax	FL
1	15:28:41	36.221 36.221	18.944 55.165	40.463 1:35.628	25.366 2:00.994	184,9	15.613 <b>2:16.607</b>
2	15:30:56	33.852 33.852	19.199 53.051	40.214 1:33.265	25.473 1:58.738	177,2	15.660 <b>2:14.398</b>
3	15:33:09	33.094 33.094	19.034 52.128	40.716 1:32.844	25.055 1:57.899	175,2	15.526 <b>2:13.425</b>
4	15:35:23	32.920 32.920	19.542 52.462	39.931 1:32.393	25.297 1:57.690	178,4	15.828 <b>2:13.517</b>
5	15:37:35	<u>32.859</u> <u>32.859</u>	18.746 <u>51.605</u>	40.027 1:31.632	25.343 <u>1:56.975</u>	188,8	15.557 <b>2:12.532</b>
6	15:39:49	34.733 34.733	19.453 54.186	39.476 1:33.662	<u>24.671</u> 1:58.333	185,4	<u>15.414</u> <b>2:13.747</b>
7	15:42:04	33.078 33.078	<u>18.559</u> 51.637	39.898 1:31.535	25.999 1:57.534	180,7	17.532 <b>2:15.065</b>
8		33.306 33.306	18.755 52.061	<u>38.833</u> <u>1:30.894</u>	28.652 1:59.546	193	-----

Mejor Sectores	FL - IP1	IP1 - IP2	IP2 - IP3	IP3 - IP4	IP4 - FL
	<b>32.859</b>	<b>18.559</b>	<b>38.833</b>	<b>24.671</b>	<b>15.414</b>

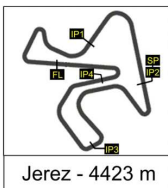


56

**CIRCUITO DE JEREZ - CARDOSO SCHOOL**  
**Sábado, 16 de Noviembre de 2019**  
**ANÁLISIS - GRUPO ROJO - TANDA 4**  
**56.- Jan KOKANIC - CARDOSO SCHOOL**

Lap	Time	IP1	IP2	IP3	IP4	VMax	FL
1	15:27:54	44.113 44.113	20.406 1:04.519	41.301 1:45.820	25.652 2:11.472	225,8	15.443 <b>2:26.915</b>
2	15:30:04	32.245 32.245	17.904 50.149	40.493 1:30.642	24.728 1:55.370	220,7	15.005 <b>2:10.375</b>
3	15:32:13	32.163 32.163	18.096 50.259	39.431 1:29.690	24.532 1:54.222	219	14.824 <b>2:09.046</b>
4	15:34:22	31.437 31.437	18.215 49.652	38.898 1:28.550	25.046 1:53.596	219,8	14.776 <b>2:08.372</b>
5	15:36:30	31.530 31.530	18.247 49.777	38.765 1:28.542	24.142 1:52.684	210,8	15.224 <b>2:07.908</b>
6	15:38:36	31.072 31.072	17.977 49.049	38.436 1:27.485	23.562 1:51.047	226,5	15.192 <b>2:06.239</b>
7	15:40:42	31.297 31.297	18.169 49.466	38.440 1:27.906	23.752 1:51.658	204	14.823 <b>2:06.481</b>
8	15:42:46	30.304 30.304	17.610 47.914	38.116 1:26.030	23.584 1:49.614	229,4	<u>14.525</u> <b>2:04.139</b>
9	15:44:51	30.863 30.863	18.305 49.168	<u>37.957</u> 1:27.125	23.058 1:50.183	226,8	14.772 <b>2:04.955</b>
10	15:46:59	32.254 32.254	18.463 50.717	38.392 1:29.109	23.208 1:52.317	215,2	14.959 <b>2:07.275</b>
11	15:49:02	<u>30.093</u> <u>30.093</u>	<u>17.434</u> <u>47.527</u>	37.975 <u>1:25.502</u>	<u>22.885</u> <u>1:48.387</u>	221,6	14.630 <b>2:03.017</b>
12		30.414 30.414	17.539 47.953			217,9	-----

Mejor Sectores	FL - IP1	IP1 - IP2	IP2 - IP3	IP3 - IP4	IP4 - FL
	<b>30.093</b>	<b>17.434</b>	<b>37.957</b>	<b>22.885</b>	<b>14.525</b>

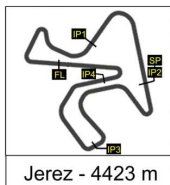


58

**CIRCUITO DE JEREZ - CARDOSO SCHOOL**  
**Sábado, 16 de Noviembre de 2019**  
**ANÁLISIS - GRUPO ROJO - TANDA 4**  
**58.- Juan LARRACOECHEA - CARDOSO SCHOOL**

Lap	Time	IP1	IP2	IP3	IP4	VMax	FL
1	15:28:02	52.262 52.262	25.479 1:17.741	46.042 2:03.783	26.538 2:30.321	121,7	16.964 <b>2:47.285</b>
2	15:30:19	34.374 34.374	20.043 54.417	41.003 1:35.420	24.777 2:00.197	193,4	16.697 <b>2:16.894</b>
3	15:32:36	34.670 34.670	19.906 54.576	40.995 1:35.571	24.972 2:00.543	196,9	16.537 <b>2:17.080</b>
4	15:34:53	33.798 33.798	20.063 53.861	40.567 1:34.428	25.469 1:59.897	196,9	16.665 <b>2:16.562</b>
5	15:37:08	34.465 34.465	<b>19.516</b> 53.981	40.209 1:34.190	24.486 1:58.676	191,3	16.674 <b>2:15.350</b>
6	15:39:23	33.539 33.539	19.766 53.305	40.395 1:33.700	24.726 1:58.426	196,1	16.556 <b>2:14.981</b>
7	15:41:37	33.239 33.239	19.536 52.775	40.018 1:32.793	24.579 1:57.372	195	16.316 <b>2:13.688</b>
8	15:43:53	34.157 34.157	19.788 53.945	41.465 1:35.410	24.743 2:00.153	193	16.457 <b>2:16.610</b>
9	15:46:07	33.164 33.164	19.670 52.834	39.949 1:32.783	24.744 1:57.527	195,2	<b>16.259</b> <b>2:13.786</b>
10	15:48:21	<b>33.152</b> <b>33.152</b>	19.586 <b>52.738</b>	<b>39.852</b> <b>1:32.590</b>	<b>24.437</b> <b>1:57.027</b>	193,8	16.421 <b>2:13.448</b>
11		33.281 33.281	19.884 53.165	39.935 1:33.100		195,2	-----

<b>Mejor Sectores</b>	<b>FL - IP1</b>	<b>IP1 - IP2</b>	<b>IP2 - IP3</b>	<b>IP3 - IP4</b>	<b>IP4 - FL</b>
	<b>33.152</b>	<b>19.516</b>	<b>39.852</b>	<b>24.437</b>	<b>16.259</b>



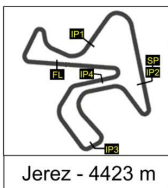
59

**CIRCUITO DE JEREZ - CARDOSO SCHOOL**  
**Sábado, 16 de Noviembre de 2019**  
**ANÁLISIS - GRUPO ROJO - TANDA 4**  
**59.- Ullar LIIV - CARDOSO SCHOOL**

Lap	Time	IP1	IP2	IP3	IP4	VMax	FL
1	15:30:50	41.043 41.043	21.966 1:03.009	45.256 1:48.265	28.636 2:16.901	158,4	17.870 <b>2:34.771</b>
2	15:33:16	35.329 35.329	20.957 56.286	43.913 1:40.199	28.123 2:08.322	179,7	17.158 <b>2:25.480</b>
3	15:35:35	33.962 33.962	20.005 53.967	41.622 1:35.589	27.260 2:02.849	184,6	16.823 <b>2:19.672</b>
4	15:37:55	33.779 33.779	20.061 53.840	41.189 1:35.029	26.880 2:01.909	186,1	17.443 <b>2:19.352</b>
5	15:43:34	36.795 36.795	20.597 57.392	42.189 1:39.581	30.251 2:09.832	172,7	3:29.950 <b>PIT EXIT</b>
6	15:45:57	39.041 39.041	20.236 59.277	40.877 1:40.154	25.971 2:06.125	185,3	<u>16.584</u> <b>2:22.709</b>
7	15:48:14	<u>33.366</u> <b>33.366</b>	<u>19.684</u> <b>53.050</b>	40.649 <u>1:33.699</u>	<u>25.966</u> <b>1:59.665</b>	185,1	16.876 <b>2:16.541</b>
8		34.111 34.111	19.831 53.942	<u>40.629</u> 1:34.571		183,8	-----

Mejor Sectores	FL - IP1	IP1 - IP2	IP2 - IP3	IP3 - IP4	IP4 - FL
	<b>33.366</b>	<b>19.684</b>	<b>40.629</b>	<b>25.966</b>	<b>16.584</b>



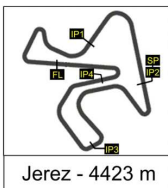


60

**CIRCUITO DE JEREZ - CARDOSO SCHOOL**  
**Sábado, 16 de Noviembre de 2019**  
**ANÁLISIS - GRUPO ROJO - TANDA 4**  
**60.- Marcelino LOPEZ - CARDOSO SCHOOL**

Lap	Time	IP1	IP2	IP3	IP4	VMax	FL
1	15:28:10	37.969 37.969	21.361 59.330	45.466 1:44.796	28.438 2:13.234	169,3	17.333 <b>2:30.567</b>
2	15:30:33	36.434 36.434	21.192 57.626	42.864 1:40.490	26.138 2:06.628	188,1	16.368 <b>2:22.996</b>
3	15:32:52	<b>34.069</b> <b>34.069</b>	<b>20.152</b> <b>54.221</b>	<b>42.293</b> <b>1:36.514</b>	26.125 <b>2:02.639</b>	199,3	16.254 <b>2:18.893</b>
4	15:35:12	34.238 34.238	20.782 55.020	42.616 1:37.636	<b>26.094</b> 2:03.730	183,1	16.531 <b>2:20.261</b>
5	15:37:34	34.561 34.561	20.457 55.018	42.909 1:37.927	26.827 2:04.754	183,8	16.565 <b>2:21.319</b>
6	15:41:28	36.695 36.695	21.973 58.668	46.813 1:45.481	33.326 2:18.807	167,1	1:35.573 <b>PIT EXIT</b>
7	15:43:59	40.427 40.427	21.833 1:02.260	44.023 1:46.283	27.042 2:13.325	188,8	17.696 <b>2:31.021</b>
8	15:46:22	35.588 35.588	21.049 56.637	43.121 1:39.758	26.750 2:06.508	186,7	16.844 <b>2:23.352</b>
9	15:48:44	34.891 34.891	20.380 55.271	42.962 1:38.233	26.340 2:04.573	184,6	16.694 <b>2:21.267</b>
10		34.996 34.996	21.231 56.227			183,1	-----

Mejor Sectores	FL - IP1	IP1 - IP2	IP2 - IP3	IP3 - IP4	IP4 - FL
	<b>34.069</b>	<b>20.152</b>	<b>42.293</b>	<b>26.094</b>	<b>16.254</b>



61

**CIRCUITO DE JEREZ - CARDOSO SCHOOL**  
**Sábado, 16 de Noviembre de 2019**  
**ANÁLISIS - GRUPO ROJO - TANDA 4**  
**61.- Thomas MONAGHAN - CARDOSO SCHOOL**

Lap	Time	IP1	IP2	IP3	IP4	VMax	FL
1	15:29:27	38.224 38.224	21.004 59.228	43.169 1:42.397	27.898 2:10.295	177,1	15.736 <b>2:26.031</b>
2	15:31:40	32.818 32.818	19.601 52.419	40.081 1:32.500	24.980 1:57.480	181,8	15.472 <b>2:12.952</b>
3	15:33:56	34.661 34.661	19.291 53.952	40.812 1:34.764	25.819 2:00.583	190,8	15.380 <b>2:15.963</b>
4	15:36:09	33.146 33.146	18.944 52.090	40.595 1:32.685	25.192 1:57.877	189,1	<u>15.177</u> <b>2:13.054</b>
5	15:38:22	32.571 32.571	18.954 <u>51.525</u>	40.224 1:31.749	25.378 1:57.127	189,2	15.549 <b>2:12.676</b>
6	15:40:32	32.704 32.704	19.128 51.832	<u>38.807</u> <b>1:30.639</b>	<u>24.698</u> <b>1:55.337</b>	198,7	15.232 <b>2:10.568</b>
7	15:42:44	32.805 32.805	<u>18.733</u> 51.538	39.872 1:31.410	25.267 1:56.677	193,2	15.465 <b>2:12.142</b>
8		<u>32.487</u> <b>32.487</b>	20.654 53.141	40.785 1:33.926	29.112 2:03.038	164,2	-----

Mejor Sectores	FL - IP1	IP1 - IP2	IP2 - IP3	IP3 - IP4	IP4 - FL
	<b>32.487</b>	<b>18.733</b>	<b>38.807</b>	<b>24.698</b>	<b>15.177</b>

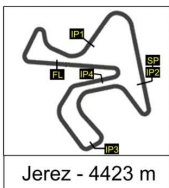


62

**CIRCUITO DE JEREZ - CARDOSO SCHOOL**  
**Sábado, 16 de Noviembre de 2019**  
**ANÁLISIS - GRUPO ROJO - TANDA 4**  
**62.- Juan MONTIEL LLABRES - CARDOSO SCHOOL**

Lap	Time	IP1	IP2	IP3	IP4	VMax	FL
1	15:28:38	44.362 44.362	21.886 1:06.248	41.951 1:48.199	27.076 2:15.275	151,1	17.161 <b>2:32.435</b>
2	15:30:55	33.777 33.777	20.032 53.809	40.818 1:34.627	25.862 2:00.489	178,1	16.754 <b>2:17.243</b>
3	15:33:08	32.623 32.623	19.262 51.885	39.937 1:31.822	24.818 1:56.640	190,4	16.073 <b>2:12.713</b>
4	15:35:21	32.517 32.517	19.313 51.830	39.964 1:31.794	24.929 1:56.723	183,1	16.258 <b>2:12.981</b>
5	15:37:34	32.965 32.965	19.543 52.508	39.551 1:32.059	24.956 1:57.015	184,9	16.510 <b>2:13.525</b>
6	15:39:45	32.326 32.326	18.965 51.291	<b>38.718</b> 1:30.009	24.927 1:54.936	192,2	16.245 <b>2:11.181</b>
7	15:41:57	32.187 32.187	19.253 51.440	39.379 1:30.819	<b>24.358</b> 1:55.177	178	16.468 <b>2:11.645</b>
8	15:44:09	33.035 33.035	19.148 52.183	39.518 1:31.701	24.720 1:56.421	179,3	16.163 <b>2:12.583</b>
9	15:46:21	32.249 32.249	19.102 51.351	38.954 1:30.305	25.256 1:55.561	185,3	<b>15.987</b> <b>2:11.548</b>
10	15:48:31	<b>31.767</b> <b>31.767</b>	<b>18.735</b> <b>50.502</b>	38.748 <b>1:29.250</b>	24.725 <b>1:53.975</b>	190,1	16.236 <b>2:10.211</b>
11		32.198 32.198	19.237 51.435	39.604 1:31.039		179,5	-----

<b>Mejor Sectores</b>	<b>FL - IP1</b>	<b>IP1 - IP2</b>	<b>IP2 - IP3</b>	<b>IP3 - IP4</b>	<b>IP4 - FL</b>
	<b>31.767</b>	<b>18.735</b>	<b>38.718</b>	<b>24.358</b>	<b>15.987</b>

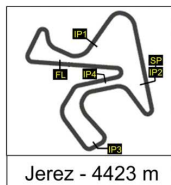


63

**CIRCUITO DE JEREZ - CARDOSO SCHOOL**  
**Sábado, 16 de Noviembre de 2019**  
**ANÁLISIS - GRUPO ROJO - TANDA 4**  
**63.- Gerardo J OVALLE FERNÁNDEZ - CARDOSO SCHOOL**

Lap	Time	IP1	IP2	IP3	IP4	VMax	FL
1	15:28:09	51.191 51.191	25.194 1:16.385	47.816 2:04.201	27.367 2:31.568	147,4	18.144 <b>2:49.712</b>
2	15:30:28	36.055 36.055	20.104 56.159	41.521 1:37.680	25.206 2:02.886	179	16.239 <b>2:19.125</b>
3	15:32:43	33.414 33.414	19.221 52.635	40.605 1:33.240	26.544 1:59.784	201,9	<u>15.876</u> <b>2:15.660</b>
4	15:35:00	34.584 34.584	19.317 53.901	40.930 1:34.831	25.347 2:00.178	208,8	16.274 <b>2:16.452</b>
5	15:37:15	33.307 33.307	19.296 52.603	41.163 1:33.766	25.375 1:59.141	200,3	16.086 <b>2:15.227</b>
6	15:39:29	33.567 33.567	19.304 52.871	39.942 1:32.813	25.259 1:58.072	200,1	16.027 <b>2:14.099</b>
7	15:41:41	<u>32.400</u> <b>32.400</b>	<u>18.956</u> <b>51.356</b>	<u>39.860</u> <b>1:31.216</b>	<u>24.757</u> <b>1:55.973</b>	202,7	15.904 <b>2:11.877</b>
8	15:43:59	35.444 35.444	20.133 55.577	40.755 1:36.332	25.045 2:01.377	196,3	16.580 <b>2:17.957</b>
9		33.425 33.425	19.744 53.169	41.127 1:34.296	26.856 2:01.152	193,8	-----

Mejor Sectores	FL - IP1	IP1 - IP2	IP2 - IP3	IP3 - IP4	IP4 - FL
	<b>32.400</b>	<b>18.956</b>	<b>39.860</b>	<b>24.757</b>	<b>15.876</b>

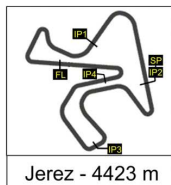


64

**CIRCUITO DE JEREZ - CARDOSO SCHOOL**  
**Sábado, 16 de Noviembre de 2019**  
**ANÁLISIS - GRUPO ROJO - TANDA 4**  
**64.- Pedro PONSETI ANTICH - CARDOSO SCHOOL**

Lap	Time	IP1	IP2	IP3	IP4	VMax	FL
1	15:29:27	39.353 39.353	20.442 59.795	40.946 1:40.741	26.620 2:07.361	200,7	16.074 <b>2:23.435</b>
2	15:31:39	32.728 32.728	19.254 51.982	39.056 1:31.038	24.793 1:55.831	213,3	15.479 <b>2:11.310</b>
3	15:33:51	31.394 31.394	19.049 50.443	41.215 1:31.658	24.873 1:56.531	178,6	15.561 <b>2:12.092</b>
4	15:36:01	32.409 32.409	18.725 51.134	39.763 1:30.897	23.687 1:54.584	193,9	15.521 <b>2:10.105</b>
5	15:38:08	31.175 31.175	18.182 49.357	38.217 1:27.574	23.694 1:51.268	216	15.407 <b>2:06.675</b>
6	15:40:17	31.266 31.266	18.202 49.468	38.320 1:27.788	26.415 1:54.203	208,2	14.991 <b>2:09.193</b>
7	15:42:22	<u>30.619</u> <u>30.619</u>	18.266 <u>48.885</u>	38.285 <u>1:27.170</u>	<u>23.556</u> <u>1:50.726</u>	203,7	<u>14.879</u> <b>2:05.605</b>
8	15:44:29	31.122 31.122	<u>18.163</u> 49.285	38.821 1:28.106	23.744 1:51.850	208,7	15.192 <b>2:07.042</b>
9	15:46:36	31.161 31.161	18.264 49.425	<u>38.136</u> 1:27.561	23.698 1:51.259	211,2	14.998 <b>2:06.257</b>
10		31.218 31.218	18.470 49.688	39.766 1:29.454	28.930 1:58.384	208,5	-----

Mejor Sectores	FL - IP1	IP1 - IP2	IP2 - IP3	IP3 - IP4	IP4 - FL
	<b>30.619</b>	<b>18.163</b>	<b>38.136</b>	<b>23.556</b>	<b>14.879</b>

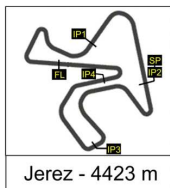


65

**CIRCUITO DE JEREZ - CARDOSO SCHOOL**  
**Sábado, 16 de Noviembre de 2019**  
**ANÁLISIS - GRUPO ROJO - TANDA 4**  
**65.- Carlos RODRÍGUEZ GONZÁLEZ - CARDOSO SCHOOL**

Lap	Time	IP1	IP2	IP3	IP4	VMax	FL
1	15:28:09	47.711 47.711	25.076 1:12.787	48.084 2:00.871	28.136 2:29.007	139	17.441 <b>2:46.448</b>
2	15:30:31	35.965 35.965	20.505 56.470	42.061 1:38.531	26.372 2:04.903	197,4	16.212 <b>2:21.115</b>
3	15:32:48	34.313 34.313	19.985 54.298	40.802 1:35.100	26.347 2:01.447	208,3	16.317 <b>2:17.764</b>
4	15:35:03	34.104 34.104	19.554 53.658	40.373 1:34.031	24.919 1:58.950	210,2	15.738 <b>2:14.688</b>
5	15:37:21	34.368 34.368	19.490 53.858	40.705 1:34.563	26.665 2:01.228	212,8	16.450 <b>2:17.678</b>
6	15:39:36	33.995 33.995	19.974 53.969	39.526 1:33.495	25.391 1:58.886	206,7	16.049 <b>2:14.935</b>
7	15:41:50	33.987 33.987	19.785 53.772	39.234 1:33.006	25.169 1:58.175	205,1	15.795 <b>2:13.970</b>
8	15:44:03	33.465 33.465	19.586 53.051	40.138 1:33.189	24.848 1:58.037	207,1	15.713 <b>2:13.750</b>
9	15:46:15	<u>32.923</u> <u>32.923</u>	19.297 <u>52.220</u>	<u>38.570</u> <u>1:30.790</u>	24.859 1:55.649	208,9	15.800 <b>2:11.449</b>
10	15:48:25	33.244 33.244	<u>19.121</u> 52.365	38.868 1:31.233	<u>23.959</u> <u>1:55.192</u>	208,7	<u>15.459</u> <b>2:10.651</b>
11		33.131 33.131	19.772 52.903	40.173 1:33.076		198,3	-----

<b>Mejor Sectores</b>	<b>FL - IP1</b>	<b>IP1 - IP2</b>	<b>IP2 - IP3</b>	<b>IP3 - IP4</b>	<b>IP4 - FL</b>
	<b>32.923</b>	<b>19.121</b>	<b>38.570</b>	<b>23.959</b>	<b>15.459</b>

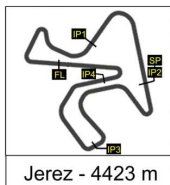


66

**CIRCUITO DE JEREZ - CARDOSO SCHOOL**  
**Sábado, 16 de Noviembre de 2019**  
**ANÁLISIS - GRUPO ROJO - TANDA 4**  
**66.- Tomas RODRÍGUEZ OTERO - CARDOSO SCHOOL**

Lap	Time	IP1	IP2	IP3	IP4	VMax	FL
1	15:28:03	45.535 45.535	24.546 1:10.081	44.827 1:54.908	26.316 2:21.224	169,2	16.560 <b>2:37.784</b>
2	15:30:19	35.091 35.091	19.180 54.271	40.561 1:34.832	24.876 1:59.708	207,3	16.336 <b>2:16.044</b>
3	15:32:35	34.644 34.644	19.614 54.258	40.156 1:34.414	24.791 1:59.205	203,9	16.364 <b>2:15.569</b>
4	15:34:48	33.635 33.635	18.689 52.324	39.923 1:32.247	24.743 1:56.990	204,5	16.022 <b>2:13.012</b>
5	15:37:00	32.904 32.904	18.794 51.698	<b>39.136</b> 1:30.834	24.252 <b>1:55.086</b>	210,6	16.394 <b>2:11.480</b>
6	15:39:11	33.790 33.790	18.682 52.472	39.281 1:31.753	<b>23.961</b> 1:55.714	204,5	<b>15.899</b> <b>2:11.613</b>
7	15:41:22	<b>32.271</b> <b>32.271</b>	<b>18.270</b> <b>50.541</b>	40.171 <b>1:30.712</b>	24.471 1:55.183	206,8	16.117 <b>2:11.300</b>
8	15:43:44	32.770 32.770	24.432 57.202	40.789 1:37.991	26.874 2:04.865	166,7	16.765 <b>2:21.629</b>
9		34.752 34.752	19.580 54.332	40.185 1:34.517	27.917 2:02.434	182,4	-----

Mejor Sectores	FL - IP1	IP1 - IP2	IP2 - IP3	IP3 - IP4	IP4 - FL
	<b>32.271</b>	<b>18.270</b>	<b>39.136</b>	<b>23.961</b>	<b>15.899</b>



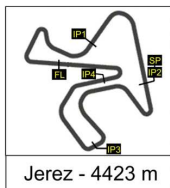
69

**CIRCUITO DE JEREZ - CARDOSO SCHOOL**  
**Sábado, 16 de Noviembre de 2019**  
**ANÁLISIS - GRUPO ROJO - TANDA 4**  
**69.- Udo SCHÄFER - CARDOSO SCHOOL**

Lap	Time	IP1	IP2	IP3	IP4	VMax	FL
1	15:28:10	37.912 37.912	20.823 58.735	45.407 1:44.142	28.067 2:12.209	173,7	17.354 <b>2:29.563</b>
2	15:30:22	36.021 36.021	19.399 55.420	38.624 1:34.044	22.677 1:56.721	213,1	14.917 <b>2:11.638</b>
3	15:32:26	31.917 31.917	17.933 49.850	37.103 1:26.953	22.406 1:49.359	227,8	<b>14.419</b> <b>2:03.778</b>
4	15:34:30	31.085 31.085	18.353 49.438	37.946 1:27.384	22.312 1:49.696	202,4	14.604 <b>2:04.300</b>
5	15:36:33	30.286 30.286	18.339 48.625	37.312 1:25.937	22.660 1:48.597	225	14.804 <b>2:03.401</b>
6	15:38:38	30.863 30.863	18.011 48.874	38.187 1:27.061	23.082 1:50.143	218,2	14.886 <b>2:05.029</b>
7	15:40:43	30.701 30.701	18.788 49.489	37.744 1:27.233	22.395 1:49.628	221,7	14.966 <b>2:04.594</b>
8	15:42:45	<u>29.981</u> <b>29.981</b>	<u>17.741</u> <b>47.722</b>	<u>36.835</u> <b>1:24.557</b>	<u>22.296</u> <b>1:46.853</b>	226,4	14.624 <b>2:01.477</b>
9	15:44:52	32.235 32.235	18.982 51.217	38.009 1:29.226	23.199 1:52.425	227,5	14.697 <b>2:07.122</b>
10	15:46:57	32.184 32.184	18.127 50.311	37.392 1:27.703	23.577 1:51.280	228,5	14.544 <b>2:05.824</b>
11	15:48:60	30.318 30.318	18.067 48.385	37.347 1:25.732	22.409 1:48.141	226,2	14.826 <b>2:02.967</b>
12		30.502 30.502	18.069 48.571			215,8	-----

<b>Mejor Sectores</b>	<b>FL - IP1</b>	<b>IP1 - IP2</b>	<b>IP2 - IP3</b>	<b>IP3 - IP4</b>	<b>IP4 - FL</b>
	<b>29.981</b>	<b>17.741</b>	<b>36.835</b>	<b>22.296</b>	<b>14.419</b>





70

**CIRCUITO DE JEREZ - CARDOSO SCHOOL**  
**Sábado, 16 de Noviembre de 2019**  
**ANÁLISIS - GRUPO ROJO - TANDA 4**  
**70.- Anthony SCULLY - CARDOSO SCHOOL**

Lap	Time	IP1	IP2	IP3	IP4	VMax	FL
1	15:29:27	40.158 40.158	21.131 1:01.289	43.519 1:44.808	27.783 2:12.591	190,8	16.734 <b>2:29.324</b>
2	15:31:49	35.508 35.508	20.891 56.399	42.307 1:38.706	26.506 2:05.212	191	16.504 <b>2:21.716</b>
3	15:34:11	35.595 35.595	21.041 56.636	41.799 1:38.435	27.533 2:05.968	186,4	16.016 <b>2:21.984</b>
4	15:36:30	34.734 34.734	20.411 55.145	<b>40.924</b> <b>1:36.069</b>	<b>26.436</b> <b>2:02.505</b>	193,8	16.494 <b>2:18.999</b>
5	15:38:51	<b>34.125</b> <b>34.125</b>	20.586 <b>54.711</b>	42.597 1:37.308	27.048 2:04.356	196,1	16.456 <b>2:20.812</b>
6	15:41:12	35.027 35.027	20.893 55.920	41.447 1:37.367	27.594 2:04.961	196,6	<b>15.823</b> <b>2:20.784</b>
7	15:43:32	34.398 34.398	<b>20.325</b> 54.723	41.986 1:36.709	26.631 2:03.340	181,7	16.483 <b>2:19.823</b>
8		35.707 35.707	21.198 56.905	41.825 1:38.730	29.147 2:07.877	185,7	-----

Mejor Sectores	FL - IP1	IP1 - IP2	IP2 - IP3	IP3 - IP4	IP4 - FL
	<b>34.125</b>	<b>20.325</b>	<b>40.924</b>	<b>26.436</b>	<b>15.823</b>



71

**CIRCUITO DE JEREZ - CARDOSO SCHOOL**  
**Sábado, 16 de Noviembre de 2019**  
**ANÁLISIS - GRUPO ROJO - TANDA 4**  
**71.- Graham SHEEHAN - CARDOSO SCHOOL**

Lap	Time	IP1	IP2	IP3	IP4	VMax	FL
1	15:29:20	42.999 42.999	22.642 1:05.641	43.328 1:48.969	26.483 2:15.452	170,1	16.358 <b>2:31.810</b>
2	15:31:36	33.034 33.034	19.529 52.563	41.156 1:33.719	26.252 1:59.971	193,8	16.058 <b>2:16.029</b>
3	15:33:50	32.822 32.822	19.587 52.409	40.654 1:33.063	25.037 1:58.100	174,9	16.370 <b>2:14.470</b>
4	15:36:04	33.064 33.064	19.561 52.625	41.088 1:33.713	24.677 1:58.390	189,9	15.966 <b>2:14.356</b>
5	15:38:18	33.252 33.252	19.316 52.568	40.236 1:32.804	25.098 1:57.902	177,9	16.172 <b>2:14.074</b>
6	15:40:29	32.709 32.709	18.878 51.587	39.460 1:31.047	<u>24.204</u> 1:55.251	201,3	<u>15.638</u> <b>2:10.889</b>
7	15:42:40	<u>32.065</u> <u>32.065</u>	18.792 <u>50.857</u>	39.914 1:30.771	24.271 <u>1:55.042</u>	186,9	15.828 <b>2:10.869</b>
8	15:44:51	32.139 32.139	18.886 51.025	<u>39.423</u> <u>1:30.448</u>	24.752 1:55.200	200,1	15.689 <b>2:10.889</b>
9		32.366 32.366	<u>18.717</u> 51.083	41.094 1:32.177	25.560 1:57.737	202,9	-----

Mejor Sectores	FL - IP1	IP1 - IP2	IP2 - IP3	IP3 - IP4	IP4 - FL
	32.065	18.717	39.423	24.204	15.638

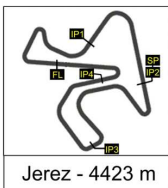


72

**CIRCUITO DE JEREZ - CARDOSO SCHOOL**  
**Sábado, 16 de Noviembre de 2019**  
**ANÁLISIS - GRUPO ROJO - TANDA 4**  
**72.- Krzysztof SIEWIERSKI - CARDOSO SCHOOL**

Lap	Time	IP1	IP2	IP3	IP4	VMax	FL
1	15:28:40	37.783 37.783	19.914 57.697	42.254 1:39.951	26.611 2:06.562	200,5	16.143 <b>2:22.705</b>
2	15:30:55	34.073 34.073	19.673 53.746	40.256 1:34.002	25.394 1:59.396	191,9	15.611 <b>2:15.007</b>
3	15:33:09	32.729 32.729	19.374 52.103	40.645 1:32.748	25.126 1:57.874	196,1	15.750 <b>2:13.624</b>
4	15:35:22	32.604 32.604	19.926 52.530	39.848 1:32.378	25.165 1:57.543	190,8	15.925 <b>2:13.468</b>
5	15:37:34	32.332 32.332	<b>19.075</b> <b>51.407</b>	40.278 1:31.685	24.935 1:56.620	193,5	15.655 <b>2:12.275</b>
6	15:39:48	34.641 34.641	20.022 54.663	39.289 1:33.952	<b>24.478</b> 1:58.430	198,1	<b>15.530</b> <b>2:13.960</b>
7	15:41:60	32.121 32.121	19.457 51.578	38.997 1:30.575	25.512 1:56.087	198,5	15.640 <b>2:11.727</b>
8	15:44:010	<b>32.092</b> <b>32.092</b>	19.334 51.426	<b>37.945</b> <b>1:29.371</b>	25.206 <b>1:54.577</b>	200	15.662 <b>2:10.239</b>
9	15:46:23	32.406 32.406	19.421 51.827	38.889 1:30.716	24.799 1:55.515	196	16.582 <b>2:12.097</b>
10	15:48:34	32.801 32.801	19.257 52.058	38.376 1:30.434	25.281 1:55.715	202,2	16.041 <b>2:11.755</b>
11		32.983 32.983	19.515 52.498	40.959 1:33.457		189,1	-----

<b>Mejor Sectores</b>	<b>FL - IP1</b>	<b>IP1 - IP2</b>	<b>IP2 - IP3</b>	<b>IP3 - IP4</b>	<b>IP4 - FL</b>
	<b>32.092</b>	<b>19.075</b>	<b>37.945</b>	<b>24.478</b>	<b>15.530</b>



73

**CIRCUITO DE JEREZ - CARDOSO SCHOOL**  
**Sábado, 16 de Noviembre de 2019**  
**ANÁLISIS - GRUPO ROJO - TANDA 4**  
**73.- Carlos VALPARAISO SÁNCHEZ - CARDOSO SCHOOL**

Lap	Time	IP1	IP2	IP3	IP4	VMax	FL
1	15:29:43	37.977 37.977	19.294 57.271	42.135 1:39.406	24.643 2:04.049	205,9	17.711 <b>2:21.760</b>
2	15:31:57	33.403 33.403	18.539 51.942	41.127 1:33.069	25.304 1:58.373	208,7	15.944 <b>2:14.317</b>
3	15:34:13	33.320 33.320	18.955 52.275	42.310 1:34.585	26.048 2:00.633	210,7	15.972 <b>2:16.605</b>
4	15:36:30	32.975 32.975	20.305 53.280	41.174 1:34.454	25.700 2:00.154	189,7	16.035 <b>2:16.189</b>
5	15:38:43	32.954 32.954	18.476 51.430	41.121 1:32.551	<b>24.561</b> 1:57.112	209,7	16.357 <b>2:13.469</b>
6	15:40:57	33.159 33.159	18.569 51.728	41.282 1:33.010	24.671 1:57.681	204	16.451 <b>2:14.131</b>
7	15:43:09	32.706 32.706	18.419 51.125	<b>39.713</b> 1:30.838	24.933 1:55.771	205,9	16.466 <b>2:12.237</b>
8	15:45:23	33.158 33.158	18.841 51.999	40.734 1:32.733	24.673 1:57.406	202,5	16.117 <b>2:13.523</b>
9	15:47:35	<b>32.412</b> <b>32.412</b>	<b>18.118</b> <b>50.530</b>	40.106 <b>1:30.636</b>	24.985 <b>1:55.621</b>	197,5	16.183 <b>2:11.804</b>
10		32.750 32.750	18.825 51.575	44.032 1:35.607	27.958 2:03.565	176,1	-----

<b>Mejor Sectores</b>	<b>FL - IP1</b>	<b>IP1 - IP2</b>	<b>IP2 - IP3</b>	<b>IP3 - IP4</b>	<b>IP4 - FL</b>
	<b>32.412</b>	<b>18.118</b>	<b>39.713</b>	<b>24.561</b>	<b>15.944</b>

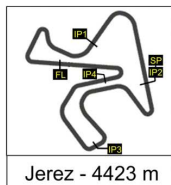


75

**CIRCUITO DE JEREZ - CARDOSO SCHOOL**  
**Sábado, 16 de Noviembre de 2019**  
**ANÁLISIS - GRUPO ROJO - TANDA 4**  
**75.- Juan Carlos POZO SALIDO - CARDOSO SCHOOL**

Lap	Time	IP1	IP2	IP3	IP4	VMax	FL
1	15:28:03	36.614 36.614	20.648 57.262	43.737 1:40.999	26.078 2:07.077	170,8	16.849 <b>2:23.926</b>
2	15:30:18	34.505 34.505	19.896 54.401	40.866 1:35.267	24.676 1:59.943	204	15.540 <b>2:15.483</b>
3	15:32:25	31.550 31.550	18.359 49.909	37.532 1:27.441	23.651 1:51.092	207,1	15.893 <b>2:06.985</b>
4	15:34:32	31.642 31.642	18.347 49.989	38.303 1:28.292	23.416 1:51.708	206,8	15.670 <b>2:07.378</b>
5	15:36:39	<u>31.235</u> <u>31.235</u>	18.340 <u>49.575</u>	38.208 1:27.783	23.413 1:51.196	204,2	15.750 <b>2:06.945</b>
6	15:43:32	32.077 32.077	18.767 50.844	38.050 1:28.894	24.143 1:53.037	210,3	4:59.285 <b>PIT EXIT</b>
7	15:45:47	36.430 36.430	21.028 57.458	38.470 1:35.928	23.697 1:59.625	187,7	15.678 <b>2:15.303</b>
8	15:47:52	31.616 31.616	<u>18.167</u> 49.783	<u>36.534</u> <u>1:26.317</u>	<u>23.189</u> <u>1:49.506</u>	206,2	15.924 <b>2:05.430</b>
9		32.356 32.356	18.175 50.531	37.184 1:27.715	24.459 1:52.174	201,6	-----

Mejor Sectores	FL - IP1	IP1 - IP2	IP2 - IP3	IP3 - IP4	IP4 - FL
	31.235	18.167	36.534	23.189	15.540

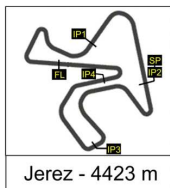


90

**CIRCUITO DE JEREZ - CARDOSO SCHOOL**  
**Sábado, 16 de Noviembre de 2019**  
**ANÁLISIS - GRUPO ROJO - TANDA 4**  
**90.- José Francisco FRANCO PÉREZ - CARDOSO SCHOOL**

Lap	Time	IP1	IP2	IP3	IP4	VMax	FL
1	15:28:58	36.361 36.361	19.619 55.980	41.239 1:37.219	24.205 2:01.424	189,1	16.536 <b>2:17.959</b>
2	15:31:09	32.967 32.967	18.938 51.905	39.835 1:31.740	24.120 1:55.860	211,1	15.889 <b>2:11.749</b>
3	15:33:20	32.570 32.570	18.659 51.229	39.712 1:30.941	23.858 1:54.799	209,1	16.209 <b>2:11.008</b>
4	15:35:33	32.204 32.204	18.681 50.885	40.090 1:30.975	25.450 1:56.425	213,6	15.962 <b>2:12.387</b>
5	15:37:42	32.139 32.139	18.541 50.680	39.155 1:29.835	23.268 1:53.103	213,4	15.684 <b>2:08.787</b>
6	15:39:51	31.927 31.927	18.611 50.538	39.317 1:29.855	23.534 1:53.389	219,4	15.687 <b>2:09.076</b>
7	15:41:60	31.986 31.986	18.144 50.130	38.836 1:28.966	24.654 1:53.620	220	<u>15.548</u> <b>2:09.168</b>
8	15:44:07	31.663 31.663	18.236 49.899	<u>38.239</u> 1:28.138	<u>22.870</u> 1:51.008	218,3	15.770 <b>2:06.778</b>
9	15:46:15	31.736 31.736	18.106 49.842	38.542 1:28.384	24.236 1:52.620	216,8	15.702 <b>2:08.322</b>
10	15:48:21	<u>31.363</u> <u>31.363</u>	<u>18.094</u> <u>49.457</u>	38.249 <u>1:27.706</u>	23.243 <u>1:50.949</u>	217,3	15.572 <b>2:06.521</b>
11		32.563 32.563	18.346 50.909	38.357 1:29.266		213,3	-----

Mejor Sectores	FL - IP1	IP1 - IP2	IP2 - IP3	IP3 - IP4	IP4 - FL
	<b>31.363</b>	<b>18.094</b>	<b>38.239</b>	<b>22.870</b>	<b>15.548</b>

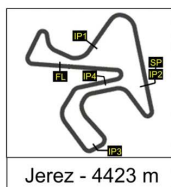


94

**CIRCUITO DE JEREZ - CARDOSO SCHOOL**  
**Sábado, 16 de Noviembre de 2019**  
**ANÁLISIS - GRUPO ROJO - TANDA 4**  
**94.- Kieran MOORE - CARDOSO SCHOOL**

Lap	Time	IP1	IP2	IP3	IP4	VMax	FL
1	15:29:19	38.266 38.266	19.817 58.083	42.839 1:40.922	25.573 2:06.495	174,4	16.697 <b>2:23.192</b>
2	15:31:33	32.354 32.354	18.747 51.101	41.697 1:32.798	24.821 1:57.619	179,1	16.428 <b>2:14.047</b>
3	15:33:47	32.067 32.067	21.620 53.687	40.301 1:33.988	24.147 1:58.135	163,4	15.739 <b>2:13.874</b>
4	15:35:60	33.928 33.928	19.746 53.674	40.051 1:33.725	<u>23.637</u> 1:57.362	145,8	15.675 <b>2:13.037</b>
5	15:38:07	31.345 31.345	18.086 49.431	37.870 1:27.301	24.228 1:51.529	214,8	15.483 <b>2:07.011</b>
6	15:40:15	31.241 31.241	18.241 49.482	37.897 1:27.379	24.931 1:52.310	211,7	15.484 <b>2:07.794</b>
7	15:42:22	31.258 31.258	18.570 49.828	38.004 1:27.832	23.882 1:51.714	206,3	15.380 <b>2:07.094</b>
8	15:44:29	31.045 31.045	18.207 49.252	38.425 1:27.677	24.113 1:51.790	212,2	15.264 <b>2:07.054</b>
9	15:46:35	31.134 31.134	18.147 49.281	37.713 1:26.994	23.911 <u>1:50.905</u>	214,1	<u>15.173</u> <b>2:06.078</b>
10	15:48:43	<u>30.930</u> <u>30.930</u>	18.281 49.211	<u>37.027</u> <u>1:26.238</u>	25.644 1:51.882	213,9	16.001 <b>2:07.883</b>
11		31.228 31.228	<u>17.915</u> <u>49.143</u>			215,4	-----

Mejor Sectores	FL - IP1	IP1 - IP2	IP2 - IP3	IP3 - IP4	IP4 - FL
	<b>30.930</b>	<b>17.915</b>	<b>37.027</b>	<b>23.637</b>	<b>15.173</b>



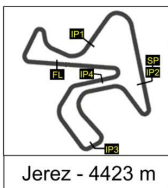
96

**CIRCUITO DE JEREZ - CARDOSO SCHOOL**  
**Sábado, 16 de Noviembre de 2019**  
**ANÁLISIS - GRUPO ROJO - TANDA 4**  
**96.- Fco Javier NOBREGA DOBLADO - CARDOSO SCHOOL**

Lap	Time	IP1	IP2	IP3	IP4	VMax	FL
1	15:28:23	44.506 44.506	22.703 1:07.209	42.012 1:49.221	24.933 2:14.154	179,9	16.438 <b>2:30.592</b>
2	15:30:35	33.785 33.785	19.521 53.306	39.463 1:32.769	24.016 1:56.785	201,1	15.856 <b>2:12.640</b>
3	15:32:48	32.592 32.592	19.664 52.256	39.640 1:31.896	24.623 1:56.519	203,7	15.717 <b>2:12.236</b>
4	15:34:57	32.071 32.071	<b>18.526</b> 50.597	39.037 1:29.634	23.678 1:53.312	207,9	15.820 <b>2:09.132</b>
5	15:37:07	31.815 31.815	19.069 50.884	39.569 1:30.453	24.191 1:54.644	207,1	<b>15.512</b> <b>2:10.156</b>
6	15:39:14	<b>31.281</b> <b>31.281</b>	18.852 <b>50.133</b>	38.451 1:28.584	23.144 1:51.728	202,6	15.597 <b>2:07.325</b>
7	15:41:23	31.635 31.635	18.630 50.265	38.139 1:28.404	23.875 1:52.279	204	16.028 <b>2:08.306</b>
8	15:43:31	32.732 32.732	18.691 51.423	37.974 1:29.397	23.427 1:52.824	203,8	15.821 <b>2:08.644</b>
9	15:45:38	31.609 31.609	18.834 50.443	<b>37.796</b> <b>1:28.239</b>	<b>23.138</b> <b>1:51.377</b>	203,3	15.540 <b>2:06.917</b>
10	15:47:46	31.663 31.663	18.664 50.327	38.575 1:28.902	23.331 1:52.233	201,5	15.515 <b>2:07.748</b>
11		31.694 31.694	18.898 50.592	38.306 1:28.898	25.144 1:54.042	200	-----

<b>Mejor Sectores</b>	<b>FL - IP1</b>	<b>IP1 - IP2</b>	<b>IP2 - IP3</b>	<b>IP3 - IP4</b>	<b>IP4 - FL</b>
	<b>31.281</b>	<b>18.526</b>	<b>37.796</b>	<b>23.138</b>	<b>15.512</b>



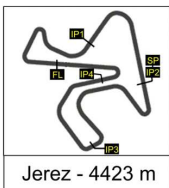


106

**CIRCUITO DE JEREZ - CARDOSO SCHOOL**  
**Sábado, 16 de Noviembre de 2019**  
**ANÁLISIS - GRUPO ROJO - TANDA 4**  
**106.- Eduardo VILLALBA GARCIA - CARDOSO SCHOOL**

Lap	Time	IP1	IP2	IP3	IP4	VMax	FL
1	15:27:26	36.973 36.973	19.161 56.134	40.109 1:36.243	23.148 1:59.391	193,7	15.311 <b>2:14.702</b>
2	15:29:33	33.062 33.062	18.060 51.122	38.927 1:30.049	22.917 1:52.966	220,6	14.798 <b>2:07.764</b>
3	15:31:39	31.184 31.184	18.612 49.796	37.935 1:27.731	23.115 1:50.846	216,1	14.797 <b>2:05.642</b>
4	15:33:50	31.514 31.514	18.355 49.869	40.953 1:30.822	24.485 1:55.307	206,7	15.107 <b>2:10.414</b>
5	15:35:54	31.760 31.760	18.175 49.935	37.274 1:27.209	22.630 1:49.839	211	14.590 <b>2:04.429</b>
6	15:37:56	<u>30.331</u> <b>30.331</b>	<u>17.455</u> <b>47.786</b>	<u>36.681</u> <b>1:24.467</b>	<u>22.472</u> <b>1:46.939</b>	232,5	14.577 <b>2:01.516</b>
7	15:39:60	31.379 31.379	17.578 48.957	37.294 1:26.251	23.453 1:49.704	223,6	14.685 <b>2:04.389</b>
8	15:42:04	30.436 30.436	17.882 48.318	37.899 1:26.217	23.203 1:49.420	214,5	14.789 <b>2:04.209</b>
9	15:44:010	32.127 32.127	18.323 50.450	38.120 1:28.570	22.791 1:51.361	209,2	<u>14.552</u> <b>2:05.913</b>
10	15:46:15	30.795 30.795	17.564 48.359	38.798 1:27.157	23.024 1:50.181	214,7	15.159 <b>2:05.339</b>
11	15:48:22	31.566 31.566	17.692 49.258	38.346 1:27.604	23.251 1:50.855	219,6	16.047 <b>2:06.902</b>
12		33.092 33.092	19.552 52.644	41.329 1:33.973		163,6	-----

Mejor Sectores	FL - IP1	IP1 - IP2	IP2 - IP3	IP3 - IP4	IP4 - FL
	30.331	17.455	36.681	22.472	14.552



114

**CIRCUITO DE JEREZ - CARDOSO SCHOOL**  
**Sábado, 16 de Noviembre de 2019**  
**ANÁLISIS - GRUPO ROJO - TANDA 4**  
**114.- Juan DIAZ MOLINA - CARDOSO SCHOOL**

Lap	Time	IP1	IP2	IP3	IP4	VMax	FL
1	15:28:10	37.114 37.114	20.992 58.106	40.881 1:38.987	26.850 2:05.837	149,1	18.492 <b>2:24.329</b>
2	15:30:24	33.289 33.289	20.410 53.699	38.781 1:32.480	23.602 1:56.082	155,1	17.864 <b>2:13.946</b>
3	15:32:38	33.164 33.164	21.063 54.227	39.046 1:33.273	23.418 1:56.691	155	17.768 <b>2:14.459</b>
4	15:34:53	32.266 32.266	21.254 53.520	39.302 1:32.822	24.553 1:57.375	156,4	17.480 <b>2:14.855</b>
5	15:37:04	32.145 32.145	<b>19.874</b> <b>52.019</b>	38.226 1:30.245	<b>23.298</b> 1:53.543	155,5	17.294 <b>2:10.837</b>
6	15:39:15	<b>31.694</b> <b>31.694</b>	20.600 52.294	38.152 1:30.446	23.517 1:53.963	154,8	17.347 <b>2:11.310</b>
7	15:41:26	32.256 32.256	19.910 52.166	<b>37.795</b> <b>1:29.961</b>	23.428 <b>1:53.389</b>	156,3	<b>17.253</b> <b>2:10.642</b>
8							-----

Mejor Sectores	FL - IP1	IP1 - IP2	IP2 - IP3	IP3 - IP4	IP4 - FL
	31.694	19.874	37.795	23.298	17.253