

13

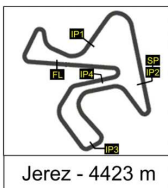
CIRCUITO DE JEREZ - CARDOSO SCHOOL
Sábado, 16 de Noviembre de 2019
GRUPO AMARILLO - TANDA 4

CONDICIONES ATMOSFERICAS: **Soleado**ESTADO DE LA PISTA: **Seca**

Ord.	#	Piloto	Licencia	Club	Marca	NV	VR	Tiempo	Gap	Intv	VMax
1	23	Mario MOLINA HERRAIZ		CARDOSO SCHOOL		9	6	1:52.127	----	----	241,1
2	33	Iván DIAZ RIVERA		CARDOSO SCHOOL	*	11	9	1:53.652	1.525	1.525	236,2
3	20	Antonio MALDONADO RIVE		CARDOSO SCHOOL		9	3	1:54.117	1.990	0.465	239,3
4	18	Christophe LAJOUANIE		CARDOSO SCHOOL		8	7	1:55.784	3.657	1.667	239,8
5	74	Adriano DONOSO RODRIG		CARDOSO SCHOOL		6	4	1:57.149	5.022	1.365	184,2
6	85	Raúl BLANCO FERNANDEZ		CARDOSO SCHOOL		7	5	1:57.154	5.027	0.005	233,9
7	13	Jose Luis GONZALEZ LOPE		CARDOSO SCHOOL		7	7	1:57.527	5.400	0.373	232,4
8	22	Paul METCALFE		CARDOSO SCHOOL		10	6	1:57.556	5.429	0.029	203,6
9	29	Agustin SANABRIA CRESP		CARDOSO SCHOOL	*	7	4	1:57.671	5.544	0.115	216,7
10	39	Alan SMITH		CARDOSO SCHOOL		7	7	1:57.789	5.662	0.118	217,3
11	24	Ramon MORELL BIBILONI		CARDOSO SCHOOL		10	10	1:57.830	5.703	0.041	245,9
12	10	Dean FISHBOURNE		CARDOSO SCHOOL		5	5	1:57.965	5.838	0.135	217,1
13	4	Francisco CALVO AGUILAR		CARDOSO SCHOOL	*	7	7	1:58.749	6.622	0.784	236,4
14	1	Jesus ALISEDA BOTELLÓN		CARDOSO SCHOOL		10	9	1:58.758	6.631	0.009	212,5
15	3	Marcos BOTANA FERNAND		CARDOSO SCHOOL	*	6	5	1:58.771	6.644	0.013	241,0
16	43	Bailey ARGAN BOUHALLA		CARDOSO SCHOOL	*	8	8	1:58.851	6.724	0.080	233,7
17	30	Kelan SMITH		CARDOSO SCHOOL		10	7	1:58.856	6.729	0.005	225,8
18	53	Ricardo JIMENEZ PIRES		CARDOSO SCHOOL		6	4	1:58.902	6.775	0.046	221,2
19	47	Ricardo DE PRO		CARDOSO SCHOOL		9	9	1:59.172	7.045	0.270	234,9
20	12	Fernando GONZALEZ GON		CARDOSO SCHOOL		7	7	1:59.616	7.489	0.444	233,7
21	25	Taran RAMDHANIE		CARDOSO SCHOOL		5	3	1:59.767	7.640	0.151	211,8
22	19	Justin LAVAGNA		CARDOSO SCHOOL		6	5	1:59.783	7.656	0.016	243,5
23	14	Jesus María GONZALEZ TE		CARDOSO SCHOOL		5	3	2:00.085	7.958	0.302	204,5
24	50	David GARCIA		CARDOSO SCHOOL		10	4	2:00.376	8.249	0.291	226,8
25	6	Jason CARRERAS		CARDOSO SCHOOL		5	4	2:00.546	8.419	0.170	229,1
26	9	Juan Jose ESPERILLA FER		CARDOSO SCHOOL		4	3	2:01.810	9.683	1.264	239,6
27	21	Shane MCGUINNESS		CARDOSO SCHOOL		4	4	2:03.466	11.339	1.656	209,6
28	36	Aitor DE LA ENCINA		CARDOSO SCHOOL		10	5	2:05.948	13.821	2.482	221,1
29	26	Simon RIDINGS		CARDOSO SCHOOL		3	2	2:06.050	13.923	0.102	231,6
30	15	Alvaro GUARDIA		CARDOSO SCHOOL		1	1	2:24.684	32.557	18.634	180,7

Circuito de Jerez, 16 DE NOVIEMBRE DE 2019

Hora:	Hora:	RESULTADOS PUBLICADOS A LAS 15:32 HORAS
-------	-------	---

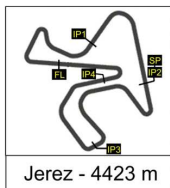


1

CIRCUITO DE JEREZ - CARDOSO SCHOOL
Sábado, 16 de Noviembre de 2019
ANÁLISIS - GRUPO AMARILLO - TANDA 4
1.- Jesus ALISEDA BOTELLÓN - CARDOSO SCHOOL

Lap	Time	IP1	IP2	IP3	IP4	VMax	FL
1	15:04:08	37.335 37.335	18.378 55.713	37.413 1:33.126	22.125 1:55.251	205,4	15.390 2:10.641
2	15:06:09	30.114 30.114	17.707 47.821	35.899 1:23.720	21.943 1:45.663	210	15.167 2:00.830
3	15:08:11	29.641 29.641	17.610 47.251	35.853 1:23.104	23.566 1:46.670	211,6	15.310 2:01.980
4	15:10:11	29.618 29.618	17.833 47.451	35.676 1:23.127	22.133 1:45.260	210,6	15.074 2:00.334
5	15:12:010	29.243 29.243	17.585 46.828	35.146 1:21.974	22.295 1:44.269	211,8	14.981 1:59.250
6	15:14:010	29.176 29.176	17.477 46.653	35.435 1:22.088	21.987 1:44.075	212,5	15.074 1:59.149
7	15:16:09	29.406 29.406	17.570 46.976	35.397 1:22.373	21.719 1:44.092	210,5	14.925 1:59.017
8	15:18:09	29.300 29.300	17.631 46.931	36.837 1:23.768	21.795 1:45.563	210,2	15.211 2:00.774
9	15:20:08	29.436 29.436	17.601 47.037	34.951 1:21.988	21.988 1:43.976	210,2	14.782 1:58.758
10	15:22:09	29.880 29.880	17.566 47.446	35.879 1:23.325	22.140 1:45.465	210,7	15.067 2:00.532
11		29.953 29.953	17.694 47.647	36.464 1:24.111	23.746 1:47.857	209,6	-----

Mejor Sectores	FL - IP1	IP1 - IP2	IP2 - IP3	IP3 - IP4	IP4 - FL
	29.176	17.477	34.951	21.719	14.782

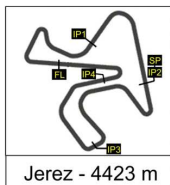


3

CIRCUITO DE JEREZ - CARDOSO SCHOOL
Sábado, 16 de Noviembre de 2019
ANÁLISIS - GRUPO AMARILLO - TANDA 4
3.- Marcos BOTANA FERNANDEZ - CARDOSO SCHOOL

Lap	Time	IP1	IP2	IP3	IP4	VMax	FL
1	15:04:10	33.223 33.223	18.557 51.780	37.890 1:29.670	22.456 1:52.126	222	14.510 2:06.636
2	15:06:11	31.221 31.221	17.300 48.521	36.749 1:25.270	21.794 1:47.064	234,2	14.418 2:01.482
3	15:08:11	29.972 29.972	16.981 46.953	35.964 1:22.917	22.032 1:44.949	234,8	14.709 1:59.658
4	15:10:010	30.120 30.120	16.894 47.014	35.707 1:22.721	21.989 1:44.710	241	14.358 1:59.068
5	15:12:09	29.717 29.717	17.100 46.817	36.021 1:22.838	21.728 1:44.566	235	14.205 1:58.771
6	15:14:08	30.098 30.098	17.066 47.164	35.905 1:23.069	22.145 1:45.214	234,6	14.399 1:59.613
7		30.366 30.366	18.109 48.475	36.981 1:25.456	23.837 1:49.293	192,5	-----

Mejor Sectores	FL - IP1	IP1 - IP2	IP2 - IP3	IP3 - IP4	IP4 - FL
	29.717	16.894	35.707	21.728	14.205

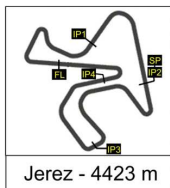


4

CIRCUITO DE JEREZ - CARDOSO SCHOOL
Sábado, 16 de Noviembre de 2019
ANÁLISIS - GRUPO AMARILLO - TANDA 4
4.- Francisco CALVO AGUILAR - CARDOSO SCHOOL

Lap	Time	IP1	IP2	IP3	IP4	VMax	FL
1	15:05:47	40.156	18.004	38.093	22.752	229	14.842
		40.156	58.160	1:36.253	1:59.005		2:13.847
2	15:07:49	30.858	17.387	36.251	22.505	232,9	14.826
		30.858	48.245	1:24.496	1:47.001		2:01.827
3	15:09:50	30.301	17.208	36.935	22.206	236,4	14.635
		30.301	47.509	1:24.444	1:46.650		2:01.285
4	15:11:50	30.042	17.118	36.356	22.126	234,1	14.429
		30.042	47.160	1:23.516	1:45.642		2:00.071
5	15:13:49	29.586	17.373	35.956	21.590	229,4	14.534
		29.586	46.959	1:22.915	1:44.505		1:59.039
6	15:15:50	30.858	17.440	35.690	21.861	229,3	14.709
		30.858	48.298	1:23.988	1:45.849		2:00.558
7	15:17:48	29.627	17.207	35.520	21.800	234,2	14.595
		29.627	46.834	1:22.354	1:44.154		1:58.749
8		29.661	17.266	36.176	23.644	233,3	
		29.661	46.927	1:23.103	1:46.747		-----

Mejor Sectores	FL - IP1	IP1 - IP2	IP2 - IP3	IP3 - IP4	IP4 - FL
	29.586	17.118	35.520	21.590	14.429

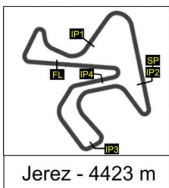


6

CIRCUITO DE JEREZ - CARDOSO SCHOOL
Sábado, 16 de Noviembre de 2019
ANÁLISIS - GRUPO AMARILLO - TANDA 4
6.- Jason CARRERAS - CARDOSO SCHOOL

Lap	Time	IP1	IP2	IP3	IP4	VMax	FL
1	15:04:25	34.612 34.612	18.754 53.366	38.374 1:31.740	23.721 1:55.461	198,3	14.872 2:10.333
2	15:06:28	30.519 30.519	17.758 48.277	37.319 1:25.596	22.331 1:47.927	214,8	14.799 2:02.726
3	15:08:29	30.411 30.411	17.311 47.722	36.494 1:24.216	22.646 1:46.862	225,4	14.744 2:01.606
4	15:10:30	30.710 30.710	<u>16.916</u> 47.626	<u>35.995</u> 1:23.621	<u>22.204</u> 1:45.825	220,9	<u>14.721</u> 2:00.546
5	15:12:32	<u>29.924</u> <u>29.924</u>	17.148 <u>47.072</u>	36.634 1:23.706	23.660 1:47.366	229,1	14.752 2:02.118
6		30.814 30.814	17.055 47.869	36.740 1:24.609	25.369 1:49.978	227,6	-----

Mejor Sectores	FL - IP1	IP1 - IP2	IP2 - IP3	IP3 - IP4	IP4 - FL
	29.924	16.916	35.995	22.204	14.721

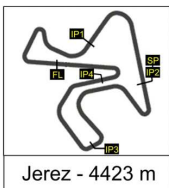


9

CIRCUITO DE JEREZ - CARDOSO SCHOOL
Sábado, 16 de Noviembre de 2019
ANÁLISIS - GRUPO AMARILLO - TANDA 4
9.- Juan Jose ESPERILLA FERNANDEZ - CARDOSO SCHOOL

Lap	Time	IP1	IP2	IP3	IP4	VMax	FL
1	15:05:18	36.080 36.080	17.480 53.560	39.085 1:32.645	23.255 1:55.900	233,7	15.268 2:11.168
2	15:07:21	31.703 31.703	17.071 48.774	<u>37.227</u> 1:26.001	22.530 1:48.531	238,1	15.017 2:03.548
3	15:09:23	30.825 30.825	16.942 47.767	37.326 <u>1:25.093</u>	<u>22.292</u> <u>1:47.385</u>	239,3	<u>14.425</u> 2:01.810
4	15:11:26	<u>30.700</u> <u>30.700</u>	<u>16.899</u> <u>47.599</u>	37.583 1:25.182	22.303 1:47.485	238,4	14.822 2:02.307
5		31.602 31.602	17.046 48.648	38.395 1:27.043	26.558 1:53.601	239,6	-----

Mejor Sectores	FL - IP1	IP1 - IP2	IP2 - IP3	IP3 - IP4	IP4 - FL
	30.700	16.899	37.227	22.292	14.425

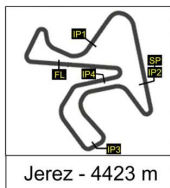


10

CIRCUITO DE JEREZ - CARDOSO SCHOOL
Sábado, 16 de Noviembre de 2019
ANÁLISIS - GRUPO AMARILLO - TANDA 4
10.- Dean FISHBOURNE - CARDOSO SCHOOL

Lap	Time	IP1	IP2	IP3	IP4	VMax	FL
1	15:06:16	40.950 40.950	20.595 1:01.545	41.514 1:43.059	23.080 2:06.139	158,4	15.260 2:21.399
2	15:08:19	30.801 30.801	17.747 48.548	37.489 1:26.037	22.059 1:48.096	204,9	15.110 2:03.206
3	15:10:20	30.220 30.220	17.089 47.309	36.060 1:23.369	22.940 1:46.309	212,7	14.675 2:00.984
4	15:12:20	30.981 30.981	17.192 48.173	35.726 1:23.899	21.697 1:45.596	216	14.431 2:00.027
5	15:14:18	29.468 29.468	16.986 46.454	35.782 1:22.236	21.378 1:43.614	217,1	14.351 1:57.965
6		29.520 29.520	17.014 46.534	35.962 1:22.496	23.956 1:46.452	209,4	-----

Mejor Sectores	FL - IP1	IP1 - IP2	IP2 - IP3	IP3 - IP4	IP4 - FL
	29.468	16.986	35.726	21.378	14.351

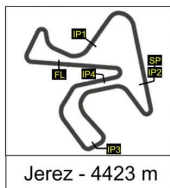


12

CIRCUITO DE JEREZ - CARDOSO SCHOOL
Sábado, 16 de Noviembre de 2019
ANÁLISIS - GRUPO AMARILLO - TANDA 4
12.- Fernando GONZALEZ GONZALEZ - CARDOSO SCHOOL

Lap	Time	IP1	IP2	IP3	IP4	VMax	FL
1	15:04:10	37.565 37.565	18.398 55.963	37.973 1:33.936	22.459 1:56.395	208	14.777 2:11.172
2	15:06:16	30.768 30.768	18.110 48.878	39.357 1:28.235	22.734 1:50.969	206,2	15.449 2:06.418
3	15:08:22	30.722 30.722	17.918 48.640	39.235 1:27.875	23.125 1:51.000	215,2	14.621 2:05.621
4	15:10:22	<u>29.977</u> <u>29.977</u>	17.488 <u>47.465</u>	35.867 1:23.332	22.505 1:45.837	233,7	14.434 2:00.271
5	15:12:28	31.056 31.056	17.597 48.653	38.188 1:26.841	22.755 1:49.596	224,7	16.592 2:06.188
6	15:14:29	31.143 31.143	<u>17.395</u> 48.538	36.163 1:24.701	21.964 1:46.665	230,1	<u>14.302</u> 2:00.967
7	15:16:29	30.412 30.412	17.501 47.913	<u>35.247</u> <u>1:23.160</u>	<u>21.867</u> <u>1:45.027</u>	229,2	14.589 1:59.616
8		33.013 33.013	19.221 52.234	41.276 1:33.510	27.670 2:01.180	196,1	-----

Mejor Sectores	FL - IP1	IP1 - IP2	IP2 - IP3	IP3 - IP4	IP4 - FL
	29.977	17.395	35.247	21.867	14.302

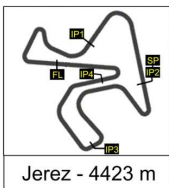


13

CIRCUITO DE JEREZ - CARDOSO SCHOOL
Sábado, 16 de Noviembre de 2019
ANÁLISIS - GRUPO AMARILLO - TANDA 4
13.- Jose Luis GONZALEZ LOPEZ - CARDOSO SCHOOL

Lap	Time	IP1	IP2	IP3	IP4	VMax	FL
1	15:04:21	39.662 39.662	18.825 58.487	38.666 1:37.153	22.758 1:59.911	217,3	14.740 2:14.651
2	15:06:24	31.340 31.340	18.500 49.840	36.365 1:26.205	21.690 1:47.895	229,2	14.718 2:02.613
3	15:08:23	29.955 29.955	<u>16.946</u> 46.901	35.856 1:22.757	21.716 1:44.473	232,4	14.549 1:59.022
4	15:10:23	30.120 30.120	17.457 47.577	36.131 1:23.708	22.123 1:45.831	227,7	14.463 2:00.294
5	15:12:28	30.000 30.000	17.455 47.455	36.697 1:24.152	24.682 1:48.834	231,2	15.707 2:04.541
6	15:14:28	30.021 30.021	18.292 48.313	<u>35.527</u> 1:23.840	<u>21.236</u> 1:45.076	230,1	14.569 1:59.645
7	15:16:25	<u>29.422</u> <u>29.422</u>	16.948 <u>46.370</u>	35.557 <u>1:21.927</u>	21.254 <u>1:43.181</u>	231,7	<u>14.346</u> 1:57.527
8		37.416 37.416	18.763 56.179	41.318 1:37.497	28.041 2:05.538	198,2	-----

Mejor Sectores	FL - IP1	IP1 - IP2	IP2 - IP3	IP3 - IP4	IP4 - FL
	29.422	16.946	35.527	21.236	14.346

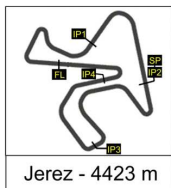


14

CIRCUITO DE JEREZ - CARDOSO SCHOOL
Sábado, 16 de Noviembre de 2019
ANÁLISIS - GRUPO AMARILLO - TANDA 4
14.- Jesus Maria GONZALEZ TELLO - CARDOSO SCHOOL

Lap	Time	IP1	IP2	IP3	IP4	VMax	FL
1	15:03:49	35.882 35.882	18.239 54.121	38.346 1:32.467	22.135 1:54.602	203,1	15.401 2:10.003
2	15:05:51	30.182 30.182	17.784 47.966	36.222 1:24.188	<u>21.721</u> 1:45.909	204	15.382 2:01.291
3	15:07:51	<u>29.496</u> <u>29.496</u>	<u>17.764</u> <u>47.260</u>	<u>35.402</u> <u>1:22.662</u>	22.176 <u>1:44.838</u>	204,5	15.247 2:00.085
4	15:18:33	37.871 37.871	24.073 1:01.944	49.112 1:51.056	31.060 2:22.116	166,1	8:19.832 PIT EXIT
5	15:20:47	42.043 42.043	18.186 1:00.229	36.658 1:36.887	21.931 1:58.818	203,2	15.407 2:14.225
6		30.082 30.082	18.055 48.137	35.979 1:24.116	27.608 1:51.724	203,8	-----

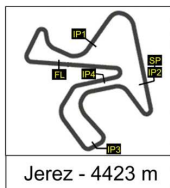
Mejor Sectores	FL - IP1	IP1 - IP2	IP2 - IP3	IP3 - IP4	IP4 - FL
	29.496	17.764	35.402	21.721	15.247



15

CIRCUITO DE JEREZ - CARDOSO SCHOOL
Sábado, 16 de Noviembre de 2019
ANÁLISIS - GRUPO AMARILLO - TANDA 4
15.- Alvaro GUARDIA - CARDOSO SCHOOL

Lap	Time	IP1	IP2	IP3	IP4	VMax	FL
1	15:04:19	38.192	<u>21.186</u>	41.748	25.770	161,1	<u>17.788</u>
		38.192	59.378	1:41.126	2:06.896		2:24.684
2		<u>33.947</u>	21.411	<u>40.885</u>	<u>25.484</u>	180,7	-----
		<u>33.947</u>	<u>55.358</u>	<u>1:36.243</u>	<u>2:01.727</u>		
Mejor Sectores		FL - IP1	IP1 - IP2	IP2 - IP3	IP3 - IP4	IP4 - FL	
		33.947	21.186	40.885	25.484	17.788	

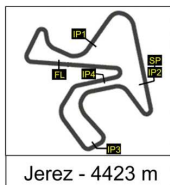


18

CIRCUITO DE JEREZ - CARDOSO SCHOOL
Sábado, 16 de Noviembre de 2019
ANÁLISIS - GRUPO AMARILLO - TANDA 4
18.- Christophe LAJOUANIE - CARDOSO SCHOOL

Lap	Time	IP1	IP2	IP3	IP4	VMax	FL
1	15:03:53	36.749 36.749	17.570 54.319	36.719 1:31.038	23.723 1:54.761	226,3	14.669 2:09.430
2	15:05:50	28.912 28.912	16.918 45.830	35.330 1:21.160	21.742 1:42.902	235,7	14.106 1:57.008
3	15:08:010	28.870 28.870	16.779 45.649	36.089 1:21.738	25.147 1:46.885	238,8	32.935 PIT EXIT
4	15:10:13	33.480 33.480	17.692 51.172	35.710 1:26.882	21.465 1:48.347	232,9	14.251 2:02.598
5	15:12:09	28.813 28.813	16.748 45.561	35.396 1:20.957	21.724 1:42.681	227,3	14.027 1:56.708
6	15:14:06	29.092 29.092	16.849 45.941	35.122 1:21.063	22.004 1:43.067	235,2	14.124 1:57.191
7	15:16:02	28.866 28.866	16.719 45.585	<u>34.743</u> 1:20.328	<u>21.461</u> <u>1:41.789</u>	236	<u>13.995</u> 1:55.784
8	15:17:59	<u>28.551</u> <u>28.551</u>	<u>16.641</u> <u>45.192</u>	35.100 <u>1:20.292</u>	21.947 1:42.239	237,4	14.105 1:56.344
9		29.025 29.025	16.746 45.771	35.157 1:20.928	25.228 1:46.156	239,8	-----

Mejor Sectores	FL - IP1	IP1 - IP2	IP2 - IP3	IP3 - IP4	IP4 - FL
	28.551	16.641	34.743	21.461	13.995

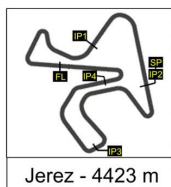


19

CIRCUITO DE JEREZ - CARDOSO SCHOOL
Sábado, 16 de Noviembre de 2019
ANÁLISIS - GRUPO AMARILLO - TANDA 4
19.- Justin LAVAGNA - CARDOSO SCHOOL

Lap	Time	IP1	IP2	IP3	IP4	VMax	FL
1	15:03:58	35.411 35.411	18.010 53.421	38.431 1:31.852	22.895 1:54.747	234,5	14.680 2:09.427
2	15:06:01	31.176 31.176	17.579 48.755	36.887 1:25.642	22.263 1:47.905	238,6	14.642 2:02.547
3	15:08:01	30.222 30.222	17.315 47.537	36.572 1:24.109	22.248 1:46.357	233,6	14.343 2:00.700
4	15:10:02	30.319 30.319	17.416 47.735	36.429 1:24.164	22.292 1:46.456	240,2	14.234 2:00.690
5	15:12:02	30.356 30.356	17.172 47.528	36.161 1:23.689	21.971 1:45.660	243,5	14.123 1:59.783
6	15:14:07	34.002 34.002	17.393 51.395	36.840 1:28.235	22.701 1:50.936	237,3	14.385 2:05.321
7		32.966 32.966	17.439 50.405	38.252 1:28.657	24.247 1:52.904	220,5	-----

Mejor Sectores	FL - IP1	IP1 - IP2	IP2 - IP3	IP3 - IP4	IP4 - FL
	30.222	17.172	36.161	21.971	14.123

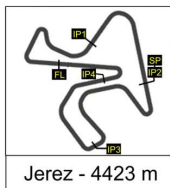


20

CIRCUITO DE JEREZ - CARDOSO SCHOOL
Sábado, 16 de Noviembre de 2019
ANÁLISIS - GRUPO AMARILLO - TANDA 4
20.- Antonio MALDONADO RIVERO - CARDOSO SCHOOL

Lap	Time	IP1	IP2	IP3	IP4	VMax	FL
1	15:03:38	33.046 33.046	17.292 50.338	35.060 1:25.398	21.463 1:46.861	227,8	14.116 2:00.977
2	15:05:33	<u>28.503</u> <u>28.503</u>	16.778 45.281	34.867 1:20.148	21.012 1:41.160	239,3	13.933 1:55.093
3	15:07:27	28.844 28.844	16.652 45.496	<u>34.126</u> 1:19.622	<u>20.599</u> 1:40.221	237,3	<u>13.896</u> 1:54.117
4	15:09:23	28.782 28.782	16.688 45.470	34.502 1:19.972	21.701 1:41.673	237,2	14.141 1:55.814
5	15:11:18	28.912 28.912	16.545 45.457	34.326 1:19.783	20.671 1:40.454	236,2	14.171 1:54.625
6	15:13:13	29.004 29.004	16.779 45.783	34.838 1:20.621	21.052 1:41.673	234	14.182 1:55.855
7	15:15:08	28.524 28.524	16.531 <u>45.055</u>	34.976 1:20.031	20.795 1:40.826	227,5	14.160 1:54.986
8	15:17:03	28.665 28.665	16.581 45.246	34.559 1:19.805	20.822 1:40.627	235,6	14.174 1:54.801
9	15:18:57	28.916 28.916	<u>16.431</u> 45.347	34.193 <u>1:19.540</u>	20.742 1:40.282	237,9	13.991 1:54.273
10		33.277 33.277	22.445 55.722	40.972 1:36.694	24.838 2:01.532	129,4	-----

Mejor Sectores	FL - IP1	IP1 - IP2	IP2 - IP3	IP3 - IP4	IP4 - FL
	28.503	16.431	34.126	20.599	13.896

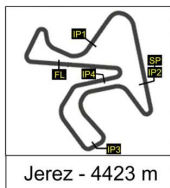


21

CIRCUITO DE JEREZ - CARDOSO SCHOOL
Sábado, 16 de Noviembre de 2019
ANÁLISIS - GRUPO AMARILLO - TANDA 4
21.- Shane MCGUINNESS - CARDOSO SCHOOL

Lap	Time	IP1	IP2	IP3	IP4	VMax	FL
1	15:05:33	38.754 38.754	19.686 58.440	40.275 1:38.715	23.544 2:02.259	203	16.322 2:18.581
2	15:07:40	32.009 32.009	18.647 50.656	37.976 1:28.632	22.580 1:51.212	207,8	15.628 2:06.840
3	15:09:45	30.515 30.515	<u>18.147</u> <u>48.662</u>	<u>37.001</u> <u>1:25.663</u>	22.398 <u>1:48.061</u>	209,6	17.010 2:05.071
4	15:11:48	<u>30.388</u> <u>30.388</u>	18.278 48.666	37.070 1:25.736	<u>22.364</u> 1:48.100	206,5	<u>15.366</u> 2:03.466
5		30.550 30.550	18.958 49.508	41.378 1:30.886	32.951 2:03.837	198,1	-----

Mejor Sectores	FL - IP1	IP1 - IP2	IP2 - IP3	IP3 - IP4	IP4 - FL
	30.388	18.147	37.001	22.364	15.366

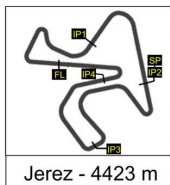


22

CIRCUITO DE JEREZ - CARDOSO SCHOOL
Sábado, 16 de Noviembre de 2019
ANÁLISIS - GRUPO AMARILLO - TANDA 4
22.- Paul METCALFE - CARDOSO SCHOOL

Lap	Time	IP1	IP2	IP3	IP4	VMax	FL
1	15:06:18	35.893 35.893	18.842 54.735	36.381 1:31.116	21.947 1:53.063	189,5	15.480 2:08.543
2	15:08:18	29.535 29.535	17.875 47.410	35.811 1:23.221	21.490 1:44.711	203,6	15.399 2:00.110
3	15:10:20	29.097 29.097	17.558 46.655	35.162 1:21.817	24.013 1:45.830	203,1	15.560 2:01.390
4	15:12:19	29.896 29.896	17.564 47.460	35.077 1:22.537	21.353 1:43.890	202,4	15.371 1:59.261
5	15:14:17	29.258 29.258	17.619 46.877	34.672 1:21.549	21.304 1:42.853	201,3	15.505 1:58.358
6	15:16:15	28.973 28.973	17.681 46.654	34.306 1:20.960	21.271 1:42.231	199,9	15.325 1:57.556
7	15:18:13	29.263 29.263	17.606 46.869	34.841 1:21.710	21.278 1:42.988	201	15.327 1:58.315
8	15:20:12	29.307 29.307	17.728 47.035	35.284 1:22.319	21.371 1:43.690	200,1	15.375 1:59.065
9	15:22:11	29.278 29.278	17.656 46.934	34.771 1:21.705	21.411 1:43.116	201,8	15.250 1:58.366
10	15:24:10	29.304 29.304	17.561 46.865	35.192 1:22.057	21.779 1:43.836	202,1	15.142 1:58.978
11		29.408 29.408					-----

Mejor Sectores	FL - IP1	IP1 - IP2	IP2 - IP3	IP3 - IP4	IP4 - FL
	28.973	17.558	34.306	21.271	15.142

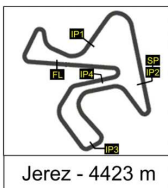


23

CIRCUITO DE JEREZ - CARDOSO SCHOOL
Sábado, 16 de Noviembre de 2019
ANÁLISIS - GRUPO AMARILLO - TANDA 4
23.- Mario MOLINA HERRAIZ - CARDOSO SCHOOL

Lap	Time	IP1	IP2	IP3	IP4	VMax	FL
1	15:03:37	32.418 32.418	17.414 49.832	35.125 1:24.957	21.927 1:46.884	231,6	14.257 2:01.141
2	15:05:32	28.244 28.244	16.977 45.221	34.561 1:19.782	21.315 1:41.097	239,8	14.149 1:55.246
3	15:07:26	28.272 28.272	16.499 44.771	34.486 1:19.257	21.040 1:40.297	239,6	13.834 1:54.131
4	15:09:21	28.010 28.010	16.363 44.373	34.832 1:19.205	21.556 1:40.761	236,6	13.823 1:54.584
5	15:11:13	28.034 28.034	16.387 44.421	33.884 1:18.305	20.715 1:39.020	239,7	13.747 1:52.767
6	15:13:06	27.902 27.902	16.324 44.226	33.739 1:17.965	<u>20.581</u> 1:38.546	241,1	<u>13.581</u> 1:52.127
7	15:14:59	28.090 28.090	16.390 44.480	33.736 1:18.216	20.997 1:39.213	239,7	13.840 1:53.053
8	15:16:51	<u>27.778</u> <u>27.778</u>	<u>16.245</u> <u>44.023</u>	<u>33.599</u> <u>1:17.622</u>	20.780 <u>1:38.402</u>	241	13.728 1:52.130
9	15:18:49	27.927 27.927	17.189 45.116	36.140 1:21.256	23.495 1:44.751	240,4	13.903 1:58.654
10		27.974 27.974	16.743 44.717	35.250 1:19.967	23.157 1:43.124	238,1	-----

Mejor Sectores	FL - IP1	IP1 - IP2	IP2 - IP3	IP3 - IP4	IP4 - FL
	27.778	16.245	33.599	20.581	13.581

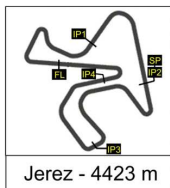


24

CIRCUITO DE JEREZ - CARDOSO SCHOOL
Sábado, 16 de Noviembre de 2019
ANÁLISIS - GRUPO AMARILLO - TANDA 4
24.- Ramon MORELL BIBILONI - CARDOSO SCHOOL

Lap	Time	IP1	IP2	IP3	IP4	VMax	FL
1	15:05:46	40.490	17.700	38.282	22.784	230,2	14.333
		40.490	58.190	1:36.472	1:59.256		2:13.589
2	15:07:48	29.967	17.359	37.251	23.041	238,6	14.296
		29.967	47.326	1:24.577	1:47.618		2:01.914
3	15:09:49	30.566	17.056	37.278	22.247	244,6	14.419
		30.566	47.622	1:24.900	1:47.147		2:01.566
4	15:11:50	30.224	16.976	36.389	22.760	244,1	14.691
		30.224	47.200	1:23.589	1:46.349		2:01.040
5	15:13:54	30.487	17.102	39.651	22.078	232,7	14.296
		30.487	47.589	1:27.240	1:49.318		2:03.614
6	15:15:54	30.225	16.869	36.246	22.747	242,2	14.130
		30.225	47.094	1:23.340	1:46.087		2:00.217
7	15:17:53	30.039	16.784	35.712	22.052	245,5	13.988
		30.039	46.823	1:22.535	1:44.587		1:58.575
8	15:19:51	29.693	16.867	35.865	21.842	243,5	13.954
		29.693	46.560	1:22.425	1:44.267		1:58.221
9	15:21:50	<u>29.606</u>	16.682	36.245	22.135	244,3	13.961
		<u>29.606</u>	<u>46.288</u>	1:22.533	1:44.668		1:58.629
10	15:23:48	29.818	<u>16.599</u>	<u>35.677</u>	<u>21.619</u>	245,9	14.117
		29.818	46.417	<u>1:22.094</u>	<u>1:43.713</u>		1:57.830
11		33.733	21.588			150,1	
		33.733	55.321				-----

Mejor Sectores	FL - IP1	IP1 - IP2	IP2 - IP3	IP3 - IP4	IP4 - FL
	29.606	16.599	35.677	21.619	13.954

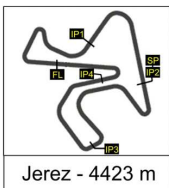


25

CIRCUITO DE JEREZ - CARDOSO SCHOOL
Sábado, 16 de Noviembre de 2019
ANÁLISIS - GRUPO AMARILLO - TANDA 4
25.- Taran RAMDHANIE - CARDOSO SCHOOL

Lap	Time	IP1	IP2	IP3	IP4	VMax	FL
1	15:05:05	36.757 36.757	18.328 55.085	36.997 1:32.082	22.373 1:54.455	204	14.761 2:09.216
2	15:07:06	29.898 29.898	17.879 47.777	36.020 1:23.797	22.139 1:45.936	205,9	14.791 2:00.727
3	15:09:05	29.746 29.746	17.648 47.394	35.905 1:23.299	21.963 1:45.262	211,8	14.505 1:59.767
4	15:11:05	29.512 29.512	17.473 46.985	36.273 1:23.258	22.353 1:45.611	211,1	14.572 2:00.183
5	15:13:06	29.832 29.832	17.820 47.652	35.458 1:23.110	21.876 1:44.986	210,4	15.052 2:00.038
6		29.906 29.906	17.613 47.519	35.644 1:23.163	22.970 1:46.133	210,8	-----

Mejor Sectores	FL - IP1	IP1 - IP2	IP2 - IP3	IP3 - IP4	IP4 - FL
	29.512	17.473	35.458	21.876	14.505

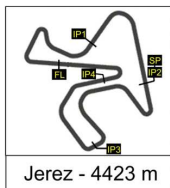


26

CIRCUITO DE JEREZ - CARDOSO SCHOOL
Sábado, 16 de Noviembre de 2019
ANÁLISIS - GRUPO AMARILLO - TANDA 4
26.- Simon RIDINGS - CARDOSO SCHOOL

Lap	Time	IP1	IP2	IP3	IP4	VMax	FL
1	15:06:17	41.138 41.138	20.204 1:01.342	42.213 1:43.555	23.209 2:06.764	151,7	15.104 2:21.868
2	15:08:23	31.165 31.165	18.429 49.594	38.837 1:28.431	22.876 1:51.307	191,8	14.743 2:06.050
3	15:10:38	30.382 30.382	17.790 48.172	37.334 1:25.506	22.965 1:48.471	201,9	26.604 2:15.075
4		31.428 31.428	17.375 48.803	38.414 1:27.217	23.489 1:50.706	231,6	-----

Mejor Sectores	FL - IP1	IP1 - IP2	IP2 - IP3	IP3 - IP4	IP4 - FL
	30.382	17.375	37.334	22.876	14.743

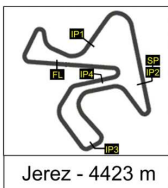


29

CIRCUITO DE JEREZ - CARDOSO SCHOOL
Sábado, 16 de Noviembre de 2019
ANÁLISIS - GRUPO AMARILLO - TANDA 4
29.- Agustín SANABRIA CRESPO - CARDOSO SCHOOL

Lap	Time	IP1	IP2	IP3	IP4	VMax	FL
1	15:04:25	40.221 40.221	20.002 1:00.223	39.726 1:39.949	23.522 2:03.471	196,4	15.527 2:18.998
2	15:06:27	31.203 31.203	17.475 48.678	36.080 1:24.758	22.276 1:47.034	214,3	15.092 2:02.126
3	15:08:29	30.389 30.389	17.774 48.163	36.257 1:24.420	22.423 1:46.843	212	15.118 2:01.961
4	15:10:27	29.636 29.636	17.073 46.709	34.684 1:21.393	21.499 1:42.892	216,7	14.779 1:57.671
5	15:12:28	29.272 29.272	17.008 46.280	35.948 1:22.228	22.397 1:44.625	216,3	16.060 2:00.685
6	15:14:27	30.101 30.101	17.225 47.326	35.383 1:22.709	21.593 1:44.302	214,1	14.603 1:58.905
7	15:16:25	29.302 29.302	17.255 46.557	35.537 1:22.094	21.489 1:43.583	213,5	14.769 1:58.352
8		36.334 36.334	19.798 56.132	40.834 1:36.966	26.754 2:03.720	193	-----

Mejor Sectores	FL - IP1	IP1 - IP2	IP2 - IP3	IP3 - IP4	IP4 - FL
	29.272	17.008	34.684	21.489	14.603

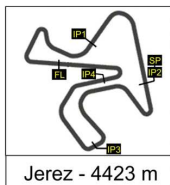


30

CIRCUITO DE JEREZ - CARDOSO SCHOOL
Sábado, 16 de Noviembre de 2019
ANÁLISIS - GRUPO AMARILLO - TANDA 4
30.- Kelan SMITH - CARDOSO SCHOOL

Lap	Time	IP1	IP2	IP3	IP4	VMax	FL
1	15:04:29	33.445 33.445	17.951 51.396	37.824 1:29.220	23.169 1:52.389	219,3	15.014 2:07.403
2	15:06:30	29.960 29.960	17.468 47.428	36.726 1:24.154	22.549 1:46.703	222,7	14.680 2:01.383
3	15:08:30	29.450 29.450	17.407 46.857	35.652 1:22.509	22.299 1:44.808	224,7	14.987 1:59.795
4	15:10:31	30.166 30.166	17.285 47.451	35.883 1:23.334	22.355 1:45.689	224,5	14.729 2:00.418
5	15:12:33	29.604 29.604	17.401 47.005	36.419 1:23.424	23.394 1:46.818	225,8	15.237 2:02.055
6	15:14:32	29.479 29.479	17.650 47.129	35.539 1:22.668	22.145 1:44.813	225,6	14.727 1:59.540
7	15:16:31	29.031 29.031	17.318 46.349	35.725 1:22.074	22.077 1:44.151	222,6	14.705 1:58.856
8	15:18:32	30.229 30.229	17.953 48.182	35.644 1:23.826	22.139 1:45.965	221,4	14.889 2:00.854
9	15:20:34	29.984 29.984	17.780 47.764	36.583 1:24.347	22.640 1:46.987	221,4	15.015 2:02.002
10	15:22:34	29.731 29.731	17.523 47.254	35.932 1:23.186	21.982 1:45.168	221,6	14.593 1:59.761
11		33.220 33.220	21.774 54.994	40.757 1:35.751	27.244 2:02.995	159,1	-----

Mejor Sectores	FL - IP1	IP1 - IP2	IP2 - IP3	IP3 - IP4	IP4 - FL
	29.031	17.285	35.539	21.982	14.593

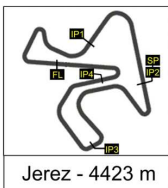


33

CIRCUITO DE JEREZ - CARDOSO SCHOOL
Sábado, 16 de Noviembre de 2019
ANÁLISIS - GRUPO AMARILLO - TANDA 4
33.- Iván DIAZ RIVERA - CARDOSO SCHOOL

Lap	Time	IP1	IP2	IP3	IP4	VMax	FL
1	15:03:38	33.251 33.251	17.223 50.474	35.327 1:25.801	21.322 1:47.123	229	14.014 2:01.137
2	15:05:35	29.087 29.087	16.661 45.748	35.425 1:21.173	21.103 1:42.276	232	14.044 1:56.320
3	15:07:30	29.145 29.145	16.608 45.753	34.516 1:20.269	<u>20.852</u> 1:41.121	232	13.855 1:54.976
4	15:09:24	28.997 28.997	16.545 45.542	<u>33.884</u> 1:19.426	20.909 1:40.335	234,3	13.875 1:54.210
5	15:11:21	30.255 30.255	16.868 47.123	34.841 1:21.964	20.945 1:42.909	226,8	13.973 1:56.882
6	15:13:16	28.792 28.792	16.587 45.379	34.489 1:19.868	20.977 1:40.845	235,8	13.848 1:54.693
7	15:15:11	28.962 28.962	16.737 45.699	34.767 1:20.466	21.013 1:41.479	230,1	13.855 1:55.334
8	15:17:05	28.543 28.543	16.565 45.108	34.049 1:19.157	21.093 1:40.250	234,6	13.767 1:54.017
9	15:18:59	<u>28.474</u> <u>28.474</u>	<u>16.412</u> <u>44.886</u>	34.076 <u>1:18.962</u>	20.974 <u>1:39.936</u>	236,2	<u>13.716</u> 1:53.652
10	15:20:54	28.520 28.520	16.894 45.414	34.222 1:19.636	21.402 1:41.038	232,3	13.987 1:55.025
11	15:22:49	28.662 28.662	16.583 45.245	34.493 1:19.738	21.798 1:41.536	235,3	14.043 1:55.579
12		30.265 30.265	20.363 50.628	42.133 1:32.761		173,3	-----

Mejor Sectores	FL - IP1	IP1 - IP2	IP2 - IP3	IP3 - IP4	IP4 - FL
	28.474	16.412	33.884	20.852	13.716

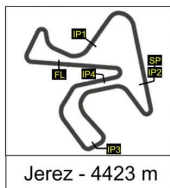


36

CIRCUITO DE JEREZ - CARDOSO SCHOOL
Sábado, 16 de Noviembre de 2019
ANÁLISIS - GRUPO AMARILLO - TANDA 4
36.- Aitor DE LA ENCINA - CARDOSO SCHOOL

Lap	Time	IP1	IP2	IP3	IP4	VMax	FL
1	15:03:53	35.671 35.671	19.587 55.258	40.134 1:35.392	24.868 2:00.260	197,1	15.403 2:15.663
2	15:06:01	31.562 31.562	18.268 49.830	38.494 1:28.324	23.936 1:52.260	207,7	15.208 2:07.468
3	15:08:11	31.376 31.376	18.426 49.802	40.021 1:29.823	24.973 1:54.796	210,6	15.225 2:10.021
4	15:10:20	31.899 31.899	18.499 50.398	38.670 1:29.068	24.605 1:53.673	211,3	15.004 2:08.677
5	15:12:26	31.434 31.434	18.067 49.501	37.764 1:27.265	23.576 1:50.841	221,1	15.107 2:05.948
6	15:14:36	32.091 32.091	18.951 51.042	39.448 1:30.490	24.639 1:55.129	205,5	15.282 2:10.411
7	15:16:46	32.456 32.456	19.079 51.535	39.007 1:30.542	24.321 1:54.863	208,2	15.253 2:10.116
8	15:18:54	31.900 31.900	18.892 50.792	38.015 1:28.807	24.320 1:53.127	215,2	15.271 2:08.398
9	15:21:01	31.151 31.151	18.942 50.093	37.390 1:27.483	23.991 1:51.474	216,6	15.177 2:06.651
10	15:23:010	31.371 31.371	18.691 50.062	38.883 1:28.945	24.465 1:53.410	208,6	15.339 2:08.749
11		31.625 31.625	19.233 50.858	39.180 1:30.038		198,3	-----

Mejor Sectores	FL - IP1	IP1 - IP2	IP2 - IP3	IP3 - IP4	IP4 - FL
	31.151	18.067	37.390	23.576	15.004

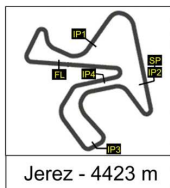


39

CIRCUITO DE JEREZ - CARDOSO SCHOOL
Sábado, 16 de Noviembre de 2019
ANÁLISIS - GRUPO AMARILLO - TANDA 4
39.- Alan SMITH - CARDOSO SCHOOL

Lap	Time	IP1	IP2	IP3	IP4	VMax	FL
1	15:05:38	35.840 35.840	18.239 54.079	37.281 1:31.360	23.042 1:54.402	214,5	15.184 2:09.586
2	15:07:40	29.965 29.965	17.717 47.682	36.805 1:24.487	22.312 1:46.799	213,7	14.803 2:01.602
3	15:09:43	30.463 30.463	18.120 48.583	37.015 1:25.598	22.574 1:48.172	203,3	15.264 2:03.436
4	15:11:42	29.332 29.332	17.700 47.032	35.408 1:22.440	22.014 1:44.454	214,2	<u>14.438</u> 1:58.892
5	15:13:40	29.180 29.180	17.401 46.581	35.404 1:21.985	<u>21.747</u> 1:43.732	214,3	14.494 1:58.226
6	15:15:38	29.137 29.137	<u>17.158</u> 46.295	35.200 1:21.495	21.871 1:43.366	217	14.458 1:57.824
7	15:17:36	29.079 29.079	17.264 46.343	<u>35.151</u> 1:21.494	21.773 1:43.267	217,3	14.522 1:57.789
8		<u>29.028</u> 29.028	17.303 46.331	35.298 1:21.629	24.943 1:46.572	217,3	-----

Mejor Sectores	FL - IP1	IP1 - IP2	IP2 - IP3	IP3 - IP4	IP4 - FL
	29.028	17.158	35.151	21.747	14.438

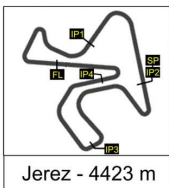


43

CIRCUITO DE JEREZ - CARDOSO SCHOOL
Sábado, 16 de Noviembre de 2019
ANÁLISIS - GRUPO AMARILLO - TANDA 4
43.- Bailey ARGAN BOUHALLA - CARDOSO SCHOOL

Lap	Time	IP1	IP2	IP3	IP4	VMax	FL
1	15:03:54	35.932 35.932	18.699 54.631	38.952 1:33.583	23.616 1:57.199	205,9	15.043 2:12.242
2	15:05:55	31.574 31.574	17.854 49.428	<u>35.525</u> 1:24.953	21.921 1:46.874	227,9	14.472 2:01.346
3	15:07:55	30.019 30.019	17.204 47.223	36.124 1:23.347	21.933 1:45.280	204,6	14.598 1:59.878
4	15:09:55	29.828 29.828	17.331 47.159	36.109 1:23.268	22.326 1:45.594	228,3	14.522 2:00.116
5	15:11:55	29.682 29.682	17.221 46.903	36.010 1:22.913	22.307 1:45.220	229,7	14.669 1:59.889
6	15:13:56	29.469 29.469	<u>16.979</u> <u>46.448</u>	37.726 1:24.174	<u>21.697</u> 1:45.871	233,1	14.641 2:00.512
7	15:15:55	29.627 29.627	17.028 46.655	36.067 1:22.722	22.397 1:45.119	211,8	<u>14.245</u> 1:59.364
8	15:17:54	29.562 29.562	17.141 46.703	35.556 <u>1:22.259</u>	22.208 <u>1:44.467</u>	233,7	14.384 1:58.851
9		<u>29.400</u> <u>29.400</u>	17.120 46.520	37.927 1:24.447	25.185 1:49.632	232,7	-----

Mejor Sectores	FL - IP1	IP1 - IP2	IP2 - IP3	IP3 - IP4	IP4 - FL
	29.400	16.979	35.525	21.697	14.245

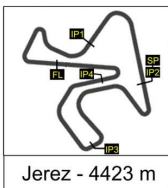


47

CIRCUITO DE JEREZ - CARDOSO SCHOOL
Sábado, 16 de Noviembre de 2019
ANÁLISIS - GRUPO AMARILLO - TANDA 4
47.- Ricardo DE PRO - CARDOSO SCHOOL

Lap	Time	IP1	IP2	IP3	IP4	VMax	FL
1	15:04:33	36.046 36.046	18.860 54.906	40.679 1:35.585	23.187 1:58.772	182,2	15.446 2:14.218
2	15:06:35	30.770 30.770	17.313 48.083	36.738 1:24.821	22.908 1:47.729	226,7	14.624 2:02.353
3	15:08:37	30.763 30.763	17.392 48.155	36.164 1:24.319	22.626 1:46.945	231	14.654 2:01.599
4	15:10:36	30.139 30.139	<u>17.012</u> 47.151	35.945 1:23.096	<u>21.983</u> 1:45.079	234,9	14.870 1:59.949
5	15:12:38	30.296 30.296	17.607 47.903	35.885 1:23.788	22.421 1:46.209	224,4	15.088 2:01.297
6	15:17:22	32.073 32.073	18.192 50.265	37.348 1:27.613	24.860 1:52.473	213,7	2:51.646 PIT EXIT
7	15:19:29	35.320 35.320	17.847 53.167	36.211 1:29.378	22.656 1:52.034	208,1	14.821 2:06.855
8	15:21:28	30.205 30.205	17.142 47.347	<u>35.639</u> 1:22.986	22.134 1:45.120	226,8	14.542 1:59.662
9	15:23:28	<u>29.616</u> <u>29.616</u>	17.203 <u>46.819</u>	35.728 <u>1:22.547</u>	22.085 <u>1:44.632</u>	227,3	<u>14.540</u> 1:59.172
10		29.699 29.699	17.525 47.224			231,5	-----

Mejor Sectores	FL - IP1	IP1 - IP2	IP2 - IP3	IP3 - IP4	IP4 - FL
	29.616	17.012	35.639	21.983	14.540

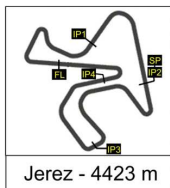


50

CIRCUITO DE JEREZ - CARDOSO SCHOOL
Sábado, 16 de Noviembre de 2019
ANÁLISIS - GRUPO AMARILLO - TANDA 4
50.- David GARCIA - CARDOSO SCHOOL

Lap	Time	IP1	IP2	IP3	IP4	VMax	FL
1	15:04:22	38.825 38.825	21.295 1:00.120	39.536 1:39.656	22.636 2:02.292	192	15.081 2:17.373
2	15:06:27	31.400 31.400	19.031 50.431	36.961 1:27.392	22.517 1:49.909	203,9	15.003 2:04.912
3	15:08:29	30.296 30.296	17.336 47.632	36.541 1:24.173	22.838 1:47.011	226,8	14.903 2:01.914
4	15:10:29	30.400 30.400	17.299 47.699	36.070 1:23.769	22.120 1:45.889	217,5	14.487 2:00.376
5	15:12:32	29.995 29.995	17.470 47.465	36.405 1:23.870	23.757 1:47.627	225,9	15.014 2:02.641
6	15:14:35	30.047 30.047	17.497 47.544	36.809 1:24.353	24.008 1:48.361	217,9	14.503 2:02.864
7	15:16:36	30.302 30.302	17.389 47.691	36.821 1:24.512	22.338 1:46.850	217,6	14.610 2:01.460
8	15:18:41	30.479 30.479	17.486 47.965	38.461 1:26.426	24.053 1:50.479	215,9	14.498 2:04.977
9	15:20:42	29.783 29.783	17.313 47.096	36.593 1:23.689	22.304 1:45.993	221	14.565 2:00.558
10	15:22:42	30.246 30.246	17.372 47.618	36.372 1:23.990	22.137 1:46.127	223,8	14.357 2:00.484
11		30.829 30.829	17.407 48.236	39.230 1:27.466	29.336 1:56.802	207,1	-----

Mejor Sectores	FL - IP1	IP1 - IP2	IP2 - IP3	IP3 - IP4	IP4 - FL
	29.783	17.299	36.070	22.120	14.357

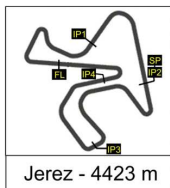


53

CIRCUITO DE JEREZ - CARDOSO SCHOOL
Sábado, 16 de Noviembre de 2019
ANÁLISIS - GRUPO AMARILLO - TANDA 4
53.- Ricardo JIMENEZ PIRES - CARDOSO SCHOOL

Lap	Time	IP1	IP2	IP3	IP4	VMax	FL
1	15:03:53	36.907 36.907	18.882 55.789	38.129 1:33.918	23.771 1:57.689	203,9	15.135 2:12.824
2	15:05:53	30.254 30.254	17.161 47.415	36.192 1:23.607	21.606 1:45.213	221,2	15.120 2:00.333
3	15:07:53	29.615 29.615	17.246 46.861	36.073 1:22.934	21.616 1:44.550	218	14.893 1:59.443
4	15:09:52	<u>29.555</u> 29.555	17.129 46.684	<u>35.755</u> 1:22.439	<u>21.464</u> 1:43.903	220,6	14.999 1:58.902
5	15:11:52	29.972 29.972	17.055 47.027	36.271 1:23.298	21.869 1:45.167	218,8	14.791 1:59.958
6	15:13:55	29.845 29.845	17.233 47.078	39.153 1:26.231	21.993 1:48.224	216,3	14.883 2:03.107
7		29.769 29.769	17.300 47.069	36.893 1:23.962	26.227 1:50.189	220,1	-----

Mejor Sectores	FL - IP1	IP1 - IP2	IP2 - IP3	IP3 - IP4	IP4 - FL
	29.555	17.055	35.755	21.464	14.791

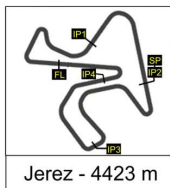


74

CIRCUITO DE JEREZ - CARDOSO SCHOOL
Sábado, 16 de Noviembre de 2019
ANÁLISIS - GRUPO AMARILLO - TANDA 4
74.- Adriano DONOSO RODRIGO - CARDOSO SCHOOL

Lap	Time	IP1	IP2	IP3	IP4	VMax	FL
1	15:06:18	36.327 36.327	18.752 55.079	39.761 1:34.840	23.472 1:58.312	170,9	15.884 2:14.196
2	15:09:12	29.429 29.429	18.196 47.625	36.290 1:23.915	23.415 1:47.330	184,2	1:06.487 PIT EXIT
3	15:11:15	33.179 33.179	17.804 50.983	34.637 1:25.620	21.348 1:46.968	179,4	15.879 2:02.847
4	15:13:12	28.526 28.526	<u>17.685</u> 46.211	<u>34.173</u> 1:20.384	<u>21.041</u> 1:41.425	180,5	<u>15.724</u> 1:57.149
5	15:16:21	<u>28.182</u> 28.182	18.740 46.922	40.955 1:27.877	24.751 1:52.628	129,2	1:16.121 PIT EXIT
6	15:18:35	39.736 39.736	19.953 59.689	37.548 1:37.237	21.367 1:58.604	162,6	15.756 2:14.360
7		30.405 30.405	18.894 49.299	39.420 1:28.719	24.255 1:52.974	148	-----

Mejor Sectores	FL - IP1	IP1 - IP2	IP2 - IP3	IP3 - IP4	IP4 - FL
	28.182	17.685	34.173	21.041	15.724



85

CIRCUITO DE JEREZ - CARDOSO SCHOOL
Sábado, 16 de Noviembre de 2019
ANÁLISIS - GRUPO AMARILLO - TANDA 4
85.- Raúl BLANCO FERNANDEZ - CARDOSO SCHOOL

Lap	Time	IP1	IP2	IP3	IP4	VMax	FL
1	15:03:40	32.922 32.922	17.010 49.932	35.628 1:25.560	21.505 1:47.065	216,6	14.657 2:01.722
2	15:05:38	29.286 29.286	16.863 46.149	34.864 1:21.013	22.629 1:43.642	224,9	14.541 1:58.183
3	15:07:37	29.405 29.405	17.154 46.559	36.449 1:23.008	21.614 1:44.622	233,9	14.269 1:58.891
4	15:09:34	29.210 29.210	17.186 46.396	35.239 1:21.635	21.645 1:43.280	224,6	14.286 1:57.566
5	15:11:32	29.406 29.406	17.315 46.721	34.814 1:21.535	21.353 1:42.888	216	14.266 1:57.154
6	15:13:29	29.162 29.162	17.060 46.222	35.084 1:21.306	22.280 1:43.586	227,5	14.188 1:57.774
7	15:15:27	28.784 28.784	17.044 45.828	35.540 1:21.368	21.719 1:43.087	220,9	14.126 1:57.213
8		29.013 29.013	16.814 45.827	35.511 1:21.338	23.881 1:45.219	224,8	-----

Mejor Sectores	FL - IP1	IP1 - IP2	IP2 - IP3	IP3 - IP4	IP4 - FL
	28.784	16.814	34.814	21.353	14.126