



8

CIRCUITO DE JEREZ - CARDOSO SCHOOL

Sábado, 16 de Noviembre de 2019

GRUPO AZUL - TANDA 2

CONDICIONES ATMOSFERICAS: Soleado

ESTADO DE LA PISTA: Seca

Ord. #	Piloto	Licencia	Club	Marca	NV	VR	Tiempo	Gap	Intv	VMax
1	128	Javier GOMEZ REQUENA	CARDOSO SCHOOL		8	7	2:06.067	----	----	218,9
2	123	Oscar AZCOITI PURROY	CARDOSO SCHOOL	*	8	7	2:07.615	1.547	1.547	228,2
3	124	Antonio BERMUDO LOPEZ	CARDOSO SCHOOL	*	8	6	2:09.701	3.633	2.086	211,8
4	146	Ruben VINAGRE	CARDOSO SCHOOL		7	7	2:20.488	14.420	10.787	212,5
5	126	Antonio DE TORRE	CARDOSO SCHOOL		8	8	2:22.997	16.929	2.509	189,3
6	140	Juan PÉREZ REYES	CARDOSO SCHOOL		7	7	2:27.756	21.688	4.759	181,0
7	133	Jose Luis MORALES FERN	CARDOSO SCHOOL		6	4	2:30.217	24.149	2.461	188,1
8	141	Juan Pedro PIÑA ORTEGA	CARDOSO SCHOOL	*	7	7	2:34.458	28.390	4.241	179,3
9	143	Arturo VELA RIQUELME	CARDOSO SCHOOL		7	7	2:37.600	31.532	3.142	165,1
10	148	Agustin	CARDOSO SCHOOL		7	4	2:38.245	32.177	0.645	177,3
11	129	Iván IGLESIAS GOBERNAD	CARDOSO SCHOOL		6	6	2:41.622	35.554	3.377	180,1
12	121	Abdo AL ADIB MENDIRI	CARDOSO SCHOOL		7	2	2:44.949	38.881	3.327	166,4
13	147	Humberto GUEVARA	CARDOSO SCHOOL		6	4	2:45.170	39.102	0.221	166,1
14	137	Iñigo OSORIO ANAYA	CARDOSO SCHOOL		6	4	2:51.699	45.631	6.529	149,5
15	138	Alvaro OSSORIO ANAYA	CARDOSO SCHOOL	*	6	4	2:51.734	45.666	0.035	156,2
16	136	Antonio NIETO GARCIA	CARDOSO SCHOOL		6	4	2:51.788	45.720	0.054	178,1
17	139	Fabiano PAIVA	CARDOSO SCHOOL		6	5	2:56.420	50.352	4.632	158,0
18	134	Manuel MURIEL ROMÁN	CARDOSO SCHOOL		6	2	2:57.816	51.748	1.396	161,6
19	131	Andres Jesus LEFLET PAL	CARDOSO SCHOOL	*	6	6	3:01.175	55.107	3.359	152,5
20	91	Oscar GONZÁLEZ REQUEJ	CARDOSO SCHOOL		5	3	3:19.843	1:13.775	18.668	141,8
21	132	Ricardo MATEO	CARDOSO SCHOOL		5	4	3:23.738	1:17.670	3.895	144,1

Circuito de Jerez, 16 DE NOVIEMBRE DE 2019

Hora:	Hora:	RESULTADOS PUBLICADOS A LAS 13:27 HORAS
-------	-------	---



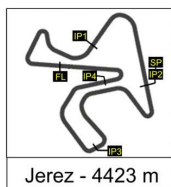


91

CIRCUITO DE JEREZ - CARDOSO SCHOOL
Sábado, 16 de Noviembre de 2019
ANÁLISIS - GRUPO AZUL - TANDA 2
91.- Oscar GONZÁLEZ REQUEJO - CARDOSO SCHOOL

Lap	Time	IP1	IP2	IP3	IP4	VMax	FL
1	13:04:21	1:00.213 1:00.213	30.291 1:30.504	1:12.507 2:43.011	39.946 3:22.957	137,1	<u>23.902</u> 3:46.859
2	13:07:42	<u>51.814</u> 51.814	29.226 1:21.040	56.971 <u>2:18.011</u>	35.994 2:54.005	131,3	26.664 3:20.669
3	13:11:02	54.726 54.726	<u>27.695</u> 1:22.421	<u>56.765</u> 2:19.186	<u>34.125</u> 2:53.311	131,2	26.532 3:19.843
4	13:14:36	55.891 55.891	31.020 1:26.911	58.686 2:25.597	39.892 3:05.489	128,9	28.824 3:34.313
5	13:18:15	52.554 52.554	27.928 <u>1:20.482</u>	1:12.741 2:33.223	36.926 3:10.149	141,8	29.308 3:39.457
6		55.977 55.977	28.031 1:24.008			134,9	-----

Mejor Sectores	FL - IP1	IP1 - IP2	IP2 - IP3	IP3 - IP4	IP4 - FL
	51.814	27.695	56.765	34.125	23.902

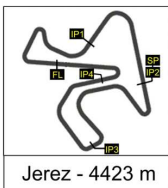


121

CIRCUITO DE JEREZ - CARDOSO SCHOOL
Sábado, 16 de Noviembre de 2019
ANÁLISIS - GRUPO AZUL - TANDA 2
121.- Abdo AL ADIB MENDIRI - CARDOSO SCHOOL

Lap	Time	IP1	IP2	IP3	IP4	VMax	FL
1	13:01:34	49.160 49.160	24.625 1:13.785	50.432 2:04.217	<u>31.498</u> 2:35.715	166,4	<u>18.517</u> 2:54.232
2	13:04:19	40.364 40.364	23.616 1:03.980	48.694 1:52.674	32.076 2:24.750	162,7	20.199 2:44.949
3	13:07:09	<u>39.715</u> <u>39.715</u>	<u>23.456</u> <u>1:03.171</u>	49.071 <u>1:52.242</u>	31.811 <u>2:24.053</u>	165,3	26.550 2:50.602
4	13:10:09	45.505 45.505	25.250 1:10.755	51.267 2:02.022	35.250 2:37.272	140	22.910 3:00.182
5	13:13:08	45.760 45.760	26.462 1:12.222	49.382 2:01.604	32.003 2:33.607	158,7	25.094 2:58.701
6	13:15:57	43.399 43.399	23.606 1:07.005	<u>47.320</u> 1:54.325	32.144 2:26.469	158,4	22.485 2:48.954
7	13:18:47	42.505 42.505	25.105 1:07.610	49.561 1:57.171	32.310 2:29.481	148,9	19.988 2:49.468
8		41.560 41.560	24.636 1:06.196			153,7	-----

Mejor Sectores	FL - IP1	IP1 - IP2	IP2 - IP3	IP3 - IP4	IP4 - FL
	39.715	23.456	47.320	31.498	18.517

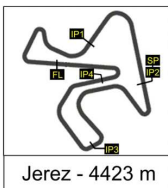


123

CIRCUITO DE JEREZ - CARDOSO SCHOOL
Sábado, 16 de Noviembre de 2019
ANÁLISIS - GRUPO AZUL - TANDA 2
123.- Oscar AZCOITI PURROY - CARDOSO SCHOOL

Lap	Time	IP1	IP2	IP3	IP4	VMax	FL
1	13:01:23	46.642 46.642	21.882 1:08.524	49.447 1:57.971	30.601 2:28.572	171,5	18.412 2:46.984
2	13:03:48	34.253 34.253	22.603 56.856	45.720 1:42.576	27.096 2:09.672	180,3	15.742 2:25.414
3	13:06:22	42.752 42.752	25.435 1:08.187	44.267 1:52.454	25.974 2:18.428	192,2	15.473 2:33.901
4	13:09:39	37.216 37.216	22.104 59.320	46.372 1:45.692	32.353 2:18.045	129,9	58.675 PIT EXIT
5	13:12:01	42.036 42.036	18.697 1:00.733	39.498 1:40.231	24.992 2:05.223	194,4	17.424 2:22.647
6	13:14:15	33.937 33.937	18.078 52.015	39.182 1:31.197	27.556 1:58.753	214,5	<u>15.083</u> 2:13.836
7	13:16:23	<u>32.335</u> 32.335	17.784 <u>50.119</u>	<u>38.823</u> 1:28.942	<u>23.519</u> 1:52.461	221,9	15.154 2:07.615
8	13:18:33	32.730 32.730	<u>17.717</u> 50.447	39.014 1:29.461	24.925 1:54.386	228,2	15.623 2:10.009
9		36.967 36.967	17.723 54.690			223,6	-----

Mejor Sectores	FL - IP1	IP1 - IP2	IP2 - IP3	IP3 - IP4	IP4 - FL
	32.335	17.717	38.823	23.519	15.083

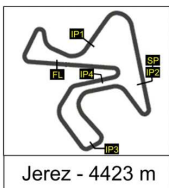


124

CIRCUITO DE JEREZ - CARDOSO SCHOOL
Sábado, 16 de Noviembre de 2019
ANÁLISIS - GRUPO AZUL - TANDA 2
124.- Antonio BERMUDO LOPEZ - CARDOSO SCHOOL

Lap	Time	IP1	IP2	IP3	IP4	VMax	FL
1	13:01:32	48.312 48.312	24.058 1:12.370	50.708 2:03.078	31.682 2:34.760	171,2	16.675 2:51.435
2	13:03:55	33.178 33.178	20.520 53.698	43.758 1:37.456	26.257 2:03.713	138,6	18.554 2:22.267
3	13:06:27	42.056 42.056	23.063 1:05.119	42.599 1:47.718	26.362 2:14.080	168,6	18.345 2:32.425
4	13:08:46	32.353 32.353	21.502 53.855	45.461 1:39.316	23.569 2:02.885	125,1	15.706 2:18.591
5	13:10:56	31.955 31.955	18.403 50.358	38.693 1:29.051	24.634 1:53.685	207,1	16.850 2:10.534
6	13:13:06	31.597 31.597	18.905 50.502	37.008 1:27.510	25.314 1:52.824	208,4	16.877 2:09.701
7	13:15:31	36.898 36.898	19.658 56.556	44.784 1:41.340	28.094 2:09.434	188,3	15.799 2:25.233
8	13:17:45	31.636 31.636	18.156 49.792	43.227 1:33.019	25.496 1:58.515	203,8	14.926 2:13.441
9		33.789 33.789	18.477 52.266	36.300 1:28.566	24.448 1:53.014	211,8	-----

Mejor Sectores	FL - IP1	IP1 - IP2	IP2 - IP3	IP3 - IP4	IP4 - FL
	31.597	18.156	36.300	23.569	14.926

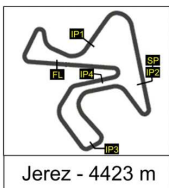


126

CIRCUITO DE JEREZ - CARDOSO SCHOOL
Sábado, 16 de Noviembre de 2019
ANÁLISIS - GRUPO AZUL - TANDA 2
126.- Antonio DE TORRE - CARDOSO SCHOOL

Lap	Time	IP1	IP2	IP3	IP4	VMax	FL
1	13:01:26	47.568 47.568	24.138 1:11.706	49.345 2:01.051	29.080 2:30.131	167,9	18.322 2:48.453
2	13:03:53	37.491 37.491	21.658 59.149	44.397 1:43.546	26.293 2:09.839	173,7	17.493 2:27.332
3	13:06:28	42.601 42.601	23.083 1:05.684	42.902 1:48.586	26.427 2:15.013	171,9	19.715 2:34.728
4	13:08:57	34.876 34.876	20.602 55.478	48.441 1:43.919	27.498 2:11.417	178,1	17.428 2:28.845
5	13:11:22	35.639 35.639	21.504 57.143	43.464 1:40.607	26.944 2:07.551	170	17.530 2:25.081
6	13:13:47	37.172 37.172	21.142 58.314	43.549 1:41.863	26.748 2:08.611	174,6	17.027 2:25.638
7	13:16:12	35.591 35.591	21.103 56.694	43.171 1:39.865	27.479 2:07.344	184,7	17.296 2:24.640
8	13:18:35	35.411 35.411	20.745 56.156	43.189 1:39.345	26.985 2:06.330	189,3	16.667 2:22.997
9		37.597 37.597	23.689 1:01.286			165,7	-----

Mejor Sectores	FL - IP1	IP1 - IP2	IP2 - IP3	IP3 - IP4	IP4 - FL
	34.876	20.602	42.902	26.293	16.667

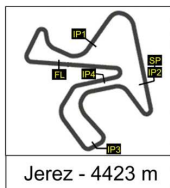


128

CIRCUITO DE JEREZ - CARDOSO SCHOOL
Sábado, 16 de Noviembre de 2019
ANÁLISIS - GRUPO AZUL - TANDA 2
128.- Javier GOMEZ REQUENA - CARDOSO SCHOOL

Lap	Time	IP1	IP2	IP3	IP4	VMax	FL
1	13:01:22	46.463 46.463	22.256 1:08.719	49.288 1:58.007	30.319 2:28.326	160,9	17.680 2:46.006
2	13:03:51	37.639 37.639	20.897 58.536	45.281 1:43.817	26.898 2:10.715	169	17.707 2:28.422
3	13:06:24	43.522 43.522	22.826 1:06.348	44.306 1:50.654	26.122 2:16.776	181,3	17.036 2:33.812
4	13:09:40	35.940 35.940	21.356 57.296	49.634 1:46.930	29.239 2:16.169	147,2	59.020 PIT EXIT
5	13:12:01	40.054 40.054	19.041 59.095	39.132 1:38.227	25.491 2:03.718	190,1	17.730 2:21.447
6	13:14:15	33.289 33.289	18.047 51.336	39.489 1:30.825	27.852 1:58.677	214,9	<u>14.851</u> 2:13.528
7	13:16:21	31.769 31.769	<u>18.021</u> 49.790	<u>37.779</u> 1:27.569	<u>23.397</u> 1:50.966	213,3	15.102 2:06.067
8	13:18:32	<u>31.614</u> 31.614	18.164 49.778	40.246 1:30.024	25.491 1:55.515	205,7	16.253 2:11.768
9		37.349 37.349	18.441 55.790			218,9	-----

Mejor Sectores	FL - IP1	IP1 - IP2	IP2 - IP3	IP3 - IP4	IP4 - FL
	31.614	18.021	37.779	23.397	14.851

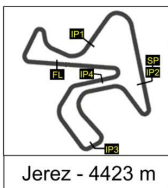


129

CIRCUITO DE JEREZ - CARDOSO SCHOOL
Sábado, 16 de Noviembre de 2019
ANÁLISIS - GRUPO AZUL - TANDA 2
129.- Iván IGLESIAS GOBERNADO - CARDOSO SCHOOL

Lap	Time	IP1	IP2	IP3	IP4	VMax	FL
1	13:03:48	53.544 53.544	31.424 1:24.968	1:02.534 2:27.502	39.234 3:06.736	120,8	21.938 3:28.674
2	13:06:59	47.209 47.209	29.496 1:16.705	57.522 2:14.227	34.960 2:49.187	130,9	21.417 3:10.604
3	13:10:04	46.971 46.971	26.965 1:13.936	56.498 2:10.434	34.965 2:45.399	137,8	20.288 3:05.687
4	13:12:49	41.934 41.934	23.197 1:05.131	49.884 1:55.015	31.147 2:26.162	180	<u>18.942</u> 2:45.103
5	13:15:41	42.069 42.069	23.097 1:05.166	50.118 1:55.284	31.284 2:26.568	167,3	24.996 2:51.564
6	13:18:23	<u>41.677</u> <u>41.677</u>	22.514 <u>1:04.191</u>	<u>48.100</u> <u>1:52.291</u>	<u>30.113</u> <u>2:22.404</u>	180,1	19.218 2:41.622
7		42.393 42.393	<u>22.275</u> 1:04.668			179,9	-----

Mejor Sectores	FL - IP1	IP1 - IP2	IP2 - IP3	IP3 - IP4	IP4 - FL
	41.677	22.275	48.100	30.113	18.942

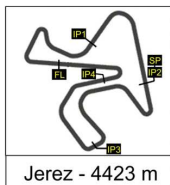


131

CIRCUITO DE JEREZ - CARDOSO SCHOOL
Sábado, 16 de Noviembre de 2019
ANÁLISIS - GRUPO AZUL - TANDA 2
131.- Andres Jesus LEFLET PALMA - CARDOSO SCHOOL

Lap	Time	IP1	IP2	IP3	IP4	VMax	FL
1	13:03:47	54.024 54.024	31.503 1:25.527	1:02.615 2:28.142	38.542 3:06.684	116,2	22.629 3:29.312
2	13:06:57	47.093 47.093	29.676 1:16.769	57.199 2:13.968	34.995 2:48.963	132,4	21.328 3:10.291
3	13:10:08	46.755 46.755	27.371 1:14.126	55.944 2:10.070	34.978 2:45.048	144,4	25.491 3:10.539
4	13:13:17	47.149 47.149	27.484 1:14.633	57.610 2:12.243	35.768 2:48.011	136,8	21.110 3:09.121
5	13:16:20	46.227 46.227	26.818 1:13.045	55.430 2:08.475	34.300 2:42.775	149,6	20.752 3:03.527
6	13:19:21	45.134 45.134	25.962 1:11.096	54.731 2:05.827	34.477 2:40.304	152,5	20.871 3:01.175
7							-----

Mejor Sectores	FL - IP1	IP1 - IP2	IP2 - IP3	IP3 - IP4	IP4 - FL
	45.134	25.962	54.731	34.300	20.752

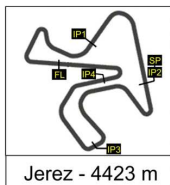


132

CIRCUITO DE JEREZ - CARDOSO SCHOOL
Sábado, 16 de Noviembre de 2019
ANÁLISIS - GRUPO AZUL - TANDA 2
132.- Ricardo MATEO - CARDOSO SCHOOL

Lap	Time	IP1	IP2	IP3	IP4	VMax	FL
1	13:04:20	1:00.357 1:00.357	30.257 1:30.614	1:12.581 2:43.195	39.498 3:22.693	135,2	24.454 3:47.147
2	13:07:48	51.727 51.727	29.958 1:21.685	1:01.781 2:23.466	38.973 3:02.439	122,5	25.476 3:27.915
3	13:11:13	51.935 51.935	28.802 1:20.737	1:02.898 2:23.635	38.123 3:01.758	138	23.257 3:25.015
4	13:14:37	49.803 49.803	29.398 1:19.201	1:02.508 2:21.709	37.369 2:59.078	122,6	24.660 3:23.738
5	13:18:14	49.515 49.515	27.976 1:17.491	1:13.118 2:30.609	35.996 3:06.605	144,1	30.667 3:37.272
6		1:00.492 1:00.492	28.666 1:29.158			127,3	-----

Mejor Sectores	FL - IP1	IP1 - IP2	IP2 - IP3	IP3 - IP4	IP4 - FL
	49.515	27.976	1:01.781	35.996	23.257



133

CIRCUITO DE JEREZ - CARDOSO SCHOOL
Sábado, 16 de Noviembre de 2019
ANÁLISIS - GRUPO AZUL - TANDA 2
133.- Jose Luis MORALES FERNANDEZ - CARDOSO SCHOOL

Lap	Time	IP1	IP2	IP3	IP4	VMax	FL
1	13:03:47	53.404 53.404	31.574 1:24.978	1:02.243 2:27.221	39.031 3:06.252	125,9	22.290 3:28.542
2	13:06:58	46.970 46.970	29.759 1:16.729	56.996 2:13.725	35.408 2:49.133	132,6	21.514 3:10.647
3	13:10:03	46.734 46.734	27.266 1:14.000	55.966 2:09.966	35.513 2:45.479	137,9	19.578 3:05.057
4	13:12:33	36.454 36.454	21.422 57.876	42.895 1:40.771	26.240 2:07.011	188,1	23.206 2:30.217
5	13:15:39	59.712 59.712	23.536 1:23.248	50.473 2:13.721	31.596 2:45.317	177,3	20.638 3:05.955
6	13:18:19	36.663 36.663	24.062 1:00.725	47.972 1:48.697	30.522 2:19.219	172	20.865 2:40.084
7		36.008 36.008	24.442 1:00.450			144,8	-----

Mejor Sectores	FL - IP1	IP1 - IP2	IP2 - IP3	IP3 - IP4	IP4 - FL
	36.008	21.422	42.895	26.240	19.578



134

CIRCUITO DE JEREZ - CARDOSO SCHOOL
Sábado, 16 de Noviembre de 2019
ANÁLISIS - GRUPO AZUL - TANDA 2
134.- Manuel MURIEL ROMÁN - CARDOSO SCHOOL

Lap	Time	IP1	IP2	IP3	IP4	VMax	FL
1	13:03:010	55.522 55.522	27.983 1:23.505	54.863 2:18.368	34.259 2:52.627	122,9	24.759 3:17.386
2	13:06:08	43.453 43.453	25.863 1:09.316	53.190 2:02.506	32.263 2:34.769	149,8	23.047 2:57.816
3	13:09:09	43.061 43.061	26.095 1:09.156	52.402 2:01.558	33.516 2:35.074	148,3	26.407 3:01.481
4	13:12:07	45.707 45.707	25.084 1:10.791	52.346 2:03.137	33.160 2:36.297	149,5	21.724 2:58.021
5	13:15:07	46.207 46.207	25.288 1:11.495	52.366 2:03.861	32.558 2:36.419	149,2	22.901 2:59.320
6	13:18:07	<u>41.846</u> <u>41.846</u>	<u>24.302</u> <u>1:06.148</u>	<u>51.017</u> <u>1:57.165</u>	<u>32.057</u> <u>2:29.222</u>	161,6	31.253 3:00.474
7		43.276 43.276	24.745 1:08.021			150,1	-----

Mejor Sectores	FL - IP1	IP1 - IP2	IP2 - IP3	IP3 - IP4	IP4 - FL
	41.846	24.302	51.017	32.057	21.724

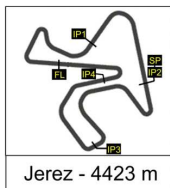


136

CIRCUITO DE JEREZ - CARDOSO SCHOOL
Sábado, 16 de Noviembre de 2019
ANÁLISIS - GRUPO AZUL - TANDA 2
136.- Antonio NIETO GARCIA - CARDOSO SCHOOL

Lap	Time	IP1	IP2	IP3	IP4	VMax	FL
1	13:03:07	55.879 55.879	27.932 1:23.811	51.738 2:15.549	36.452 2:52.001	121,2	23.954 3:15.955
2	13:06:09	37.237 37.237	25.130 1:02.367	54.391 1:56.758	<u>26.845</u> <u>2:23.603</u>	90,8	38.358 3:01.961
3	13:09:10	44.561 44.561	26.316 1:10.877	55.111 2:05.988	33.816 2:39.804	129,2	<u>20.831</u> 3:00.635
4	13:12:02	41.763 41.763	26.097 1:07.860	49.942 1:57.802	32.937 2:30.739	129,2	21.049 2:51.788
5	13:15:05	50.188 50.188	25.275 1:15.463	50.502 2:05.965	32.604 2:38.569	138,3	24.952 3:03.521
6	13:18:06	38.238 38.238	24.202 1:02.440	48.987 1:51.427	34.353 2:25.780	135	34.693 3:00.473
7		<u>36.974</u> <u>36.974</u>	<u>20.863</u> <u>57.837</u>	<u>43.084</u> <u>1:40.921</u>		178,1	-----

Mejor Sectores	FL - IP1	IP1 - IP2	IP2 - IP3	IP3 - IP4	IP4 - FL
	36.974	20.863	43.084	26.845	20.831

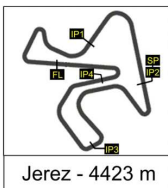


137

CIRCUITO DE JEREZ - CARDOSO SCHOOL
Sábado, 16 de Noviembre de 2019
ANÁLISIS - GRUPO AZUL - TANDA 2
137.- Iñigo OSORIO ANAYA - CARDOSO SCHOOL

Lap	Time	IP1	IP2	IP3	IP4	VMax	FL
1	13:03:12	54.318 54.318	27.712 1:22.030	54.905 2:16.935	34.619 2:51.554	128,8	24.137 3:15.691
2	13:06:10	43.520 43.520	25.850 1:09.370	52.971 2:02.341	32.744 2:35.085	144	23.035 2:58.120
3	13:09:10	43.027 43.027	26.114 1:09.141	55.111 2:04.252	33.894 2:38.146	143,1	<u>20.993</u> 2:59.139
4	13:12:01	42.042 42.042	25.162 1:07.204	50.540 1:57.744	32.618 2:30.362	142	21.337 2:51.699
5	13:15:04	50.071 50.071	25.304 1:15.375	50.575 2:05.950	<u>32.110</u> 2:38.060	143,4	24.185 3:02.245
6	13:18:06	<u>39.293</u> 39.293	<u>24.151</u> 1:03.444	<u>49.365</u> 1:52.809	33.868 <u>2:26.677</u>	144,9	35.761 3:02.438
7		48.439 48.439	24.606 1:13.045			149,5	-----

Mejor Sectores	FL - IP1	IP1 - IP2	IP2 - IP3	IP3 - IP4	IP4 - FL
	39.293	24.151	49.365	32.110	20.993

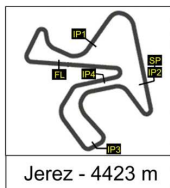


138

CIRCUITO DE JEREZ - CARDOSO SCHOOL
Sábado, 16 de Noviembre de 2019
ANÁLISIS - GRUPO AZUL - TANDA 2
138.- Alvaro OSSORIO ANAYA - CARDOSO SCHOOL

Lap	Time	IP1	IP2	IP3	IP4	VMax	FL
1	13:03:12	54.509 54.509	27.690 1:22.199	54.936 2:17.135	34.863 2:51.998	139,6	24.249 3:16.247
2	13:06:10	43.609 43.609	25.618 1:09.227	53.085 2:02.312	32.915 2:35.227	155,8	23.178 2:58.405
3	13:09:09	42.783 42.783	26.166 1:08.949	54.942 2:03.891	33.954 2:37.845	145,6	<u>21.086</u> 2:58.931
4	13:12:01	<u>42.094</u> 42.094	25.127 1:07.221	50.514 1:57.735	32.699 2:30.434	146,9	21.300 2:51.734
5	13:15:09	49.111 49.111	25.596 1:14.707	50.416 2:05.123	32.683 2:37.806	151,8	30.645 3:08.451
6	13:18:11	44.411 44.411	25.669 1:10.080	51.819 2:01.899	35.772 2:37.671	149,2	23.492 3:01.163
7		43.021 43.021	25.036 1:08.057			156,2	-----

Mejor Sectores	FL - IP1	IP1 - IP2	IP2 - IP3	IP3 - IP4	IP4 - FL
	42.094	25.036	50.416	32.683	21.086

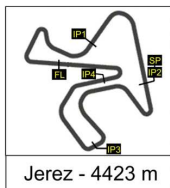


139

CIRCUITO DE JEREZ - CARDOSO SCHOOL
Sábado, 16 de Noviembre de 2019
ANÁLISIS - GRUPO AZUL - TANDA 2
139.- Fabiano PAIVA - CARDOSO SCHOOL

Lap	Time	IP1	IP2	IP3	IP4	VMax	FL
1	13:03:11	55.112 55.112	28.040 1:23.152	55.136 2:18.288	34.147 2:52.435	112,9	24.855 3:17.290
2	13:06:09	43.105 43.105	26.174 1:09.279	53.042 2:02.321	32.077 2:34.398	152,2	23.933 2:58.331
3	13:09:07	42.458 42.458	26.114 1:08.572	55.192 2:03.764	30.858 2:34.622	152,9	23.328 2:57.950
4	13:12:11	<u>39.253</u> 39.253	25.595 1:04.848	<u>48.814</u> 1:53.662	<u>27.905</u> 2:21.567	99,5	42.230 3:03.797
5	13:15:07	43.805 43.805	24.642 1:08.447	52.798 2:01.245	31.879 2:33.124	140,2	<u>23.296</u> 2:56.420
6	13:18:08	41.721 41.721	<u>24.157</u> 1:05.878	51.052 1:56.930	31.899 2:28.829	158	32.289 3:01.118
7		42.249 42.249	24.852 1:07.101			149,9	-----

Mejor Sectores	FL - IP1	IP1 - IP2	IP2 - IP3	IP3 - IP4	IP4 - FL
	39.253	24.157	48.814	27.905	23.296



140

CIRCUITO DE JEREZ - CARDOSO SCHOOL
Sábado, 16 de Noviembre de 2019
ANÁLISIS - GRUPO AZUL - TANDA 2
140.- Juan PÉREZ REYES - CARDOSO SCHOOL

Lap	Time	IP1	IP2	IP3	IP4	VMax	FL
1	13:02:18	53.165	26.373	52.060	31.725	131,9	21.808
		53.165	1:19.538	2:11.598	2:43.323		3:05.131
2	13:05:00	40.769	23.436	46.727	28.448	170,5	22.309
		40.769	1:04.205	1:50.932	2:19.380		2:41.689
3	13:07:49	38.652	23.401	48.685	29.979	143,5	28.324
		38.652	1:02.053	1:50.738	2:20.717		2:49.041
4	13:10:27	39.710	22.494	47.152	28.545	181	20.116
		39.710	1:02.204	1:49.356	2:17.901		2:38.017
5	13:13:09	39.460	23.076	48.449	28.723	166,4	22.730
		39.460	1:02.536	1:50.985	2:19.708		2:42.438
6	13:15:56	44.192	23.794	47.559	29.186	142,5	21.957
		44.192	1:07.986	1:55.545	2:24.731		2:46.688
7	13:18:24	36.073	21.450	<u>44.454</u>	<u>27.736</u>	179,2	<u>18.043</u>
		36.073	57.523	<u>1:41.977</u>	<u>2:09.713</u>		2:27.756
8		<u>35.853</u>	<u>21.434</u>			154,5	-----
		35.853	57.287				

Mejor Sectores	FL - IP1	IP1 - IP2	IP2 - IP3	IP3 - IP4	IP4 - FL
		35.853	21.434	44.454	27.736

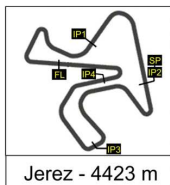


141

CIRCUITO DE JEREZ - CARDOSO SCHOOL
Sábado, 16 de Noviembre de 2019
ANÁLISIS - GRUPO AZUL - TANDA 2
141.- Juan Pedro PIÑA ORTEGA - CARDOSO SCHOOL

Lap	Time	IP1	IP2	IP3	IP4	VMax	FL
1	13:02:19	52.821 52.821	26.457 1:19.278	51.980 2:11.258	31.912 2:43.170	131	21.840 3:05.010
2	13:05:02	40.634 40.634	23.489 1:04.123	47.493 1:51.616	30.950 2:22.566	173,7	20.217 2:42.782
3	13:07:45	<u>37.288</u> <u>37.288</u>	23.427 1:00.715	48.780 1:49.495	30.223 2:19.718	145,1	24.116 2:43.834
4	13:10:29	37.320 37.320	22.122 <u>59.442</u>	<u>44.642</u> <u>1:44.084</u>	<u>27.261</u> <u>2:11.345</u>	160,6	32.068 2:43.413
5	13:13:11	38.403 38.403	22.931 1:01.334	49.987 1:51.321	29.180 2:20.501	154,1	21.537 2:42.038
6	13:15:58	43.140 43.140	23.837 1:06.977	47.539 1:54.516	30.790 2:25.306	139,4	21.986 2:47.292
7	13:18:33	41.382 41.382	<u>21.023</u> 1:02.405	46.048 1:48.453	28.633 2:17.086	179,3	<u>17.372</u> 2:34.458
8		39.668 39.668	24.413 1:04.081			168,4	-----

Mejor Sectores	FL - IP1	IP1 - IP2	IP2 - IP3	IP3 - IP4	IP4 - FL
	37.288	21.023	44.642	27.261	17.372

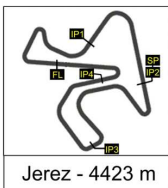


143

CIRCUITO DE JEREZ - CARDOSO SCHOOL
Sábado, 16 de Noviembre de 2019
ANÁLISIS - GRUPO AZUL - TANDA 2
143.- Arturo VELA RIQUELME - CARDOSO SCHOOL

Lap	Time	IP1	IP2	IP3	IP4	VMax	FL
1	13:02:18	53.779 53.779	26.575 1:20.354	51.776 2:12.130	31.970 2:44.100	126,2	21.757 3:05.856
2	13:05:03	40.502 40.502	23.289 1:03.791	48.406 1:52.197	30.946 2:23.143	162,1	21.890 2:45.033
3	13:07:48	41.292 41.292	23.542 1:04.834	47.694 1:52.528	31.050 2:23.578	156,2	21.315 2:44.893
4	13:10:26	39.437 39.437	22.512 1:01.949	46.640 1:48.589	29.654 2:18.243	165,1	20.545 2:38.788
5	13:13:08	39.406 39.406	22.577 1:01.983	48.515 1:50.498	29.235 2:19.733	151,9	21.653 2:41.386
6	13:15:57	44.915 44.915	24.025 1:08.940	46.993 1:55.933	31.979 2:27.912	144,5	21.752 2:49.664
7	13:18:35	39.526 39.526	22.831 1:02.357	46.142 1:48.499	29.771 2:18.270	160,1	19.330 2:37.600
8		40.186 40.186	26.010 1:06.196			140,8	-----

Mejor Sectores	FL - IP1	IP1 - IP2	IP2 - IP3	IP3 - IP4	IP4 - FL
	39.406	22.512	46.142	29.235	19.330



146

CIRCUITO DE JEREZ - CARDOSO SCHOOL
Sábado, 16 de Noviembre de 2019
ANÁLISIS - GRUPO AZUL - TANDA 2
146.- Ruben VINAGRE - CARDOSO SCHOOL

Lap	Time	IP1	IP2	IP3	IP4	VMax	FL
1	13:02:16	54.177 54.177	26.342 1:20.519	50.071 2:10.590	30.335 2:40.925	120,2	25.288 3:06.212
2	13:05:01	38.091 38.091	22.120 1:00.211	43.872 1:44.083	<u>26.761</u> 2:10.844	134,5	33.863 2:44.707
3	13:07:48	44.155 44.155	21.991 1:06.146	45.704 1:51.850	31.717 2:23.567	189,2	23.376 2:46.943
4	13:10:30	37.294 37.294	19.974 57.268	44.761 1:42.029	27.456 2:09.485	168	32.096 2:41.581
5	13:13:09	38.208 38.208	21.340 59.548	44.337 1:43.885	28.657 2:12.542	212,5	26.957 2:39.499
6	13:15:56	43.982 43.982	23.804 1:07.786	47.128 1:54.914	26.925 2:21.839	140,4	24.636 2:46.475
7	13:18:16	<u>33.721</u> <u>33.721</u>	19.904 <u>53.625</u>	42.279 1:35.904	26.773 <u>2:02.677</u>	163,5	<u>17.811</u> 2:20.488
8		34.587 34.587	<u>19.498</u> 54.085	<u>40.141</u> <u>1:34.226</u>		207,8	-----

Mejor Sectores	FL - IP1	IP1 - IP2	IP2 - IP3	IP3 - IP4	IP4 - FL
	33.721	19.498	40.141	26.761	17.811

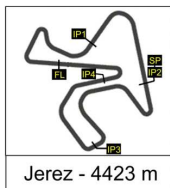


147

CIRCUITO DE JEREZ - CARDOSO SCHOOL
Sábado, 16 de Noviembre de 2019
ANÁLISIS - GRUPO AZUL - TANDA 2
147.- Humberto GUEVARA - CARDOSO SCHOOL

Lap	Time	IP1	IP2	IP3	IP4	VMax	FL
1	13:03:49	53.197 53.197	31.350 1:24.547	1:02.941 2:27.488	38.945 3:06.433	109,7	22.067 3:28.500
2	13:06:59	47.194 47.194	29.236 1:16.430	57.589 2:14.019	34.803 2:48.822	125,1	21.679 3:10.501
3	13:10:05	46.786 46.786	26.927 1:13.713	56.606 2:10.319	35.070 2:45.389	134,7	20.410 3:05.799
4	13:12:50	41.799 41.799	23.312 1:05.111	50.240 1:55.351	31.018 2:26.369	162,7	18.801 2:45.170
5	13:15:36	42.140 42.140	23.530 1:05.670	50.674 1:56.344	31.151 2:27.495	164,3	18.147 2:45.642
6	13:18:22	39.423 39.423	23.714 1:03.137	48.154 1:51.291	30.216 2:21.507	166,1	24.649 2:46.156
7		50.226 50.226	28.286 1:18.512			141,7	-----

Mejor Sectores	FL - IP1	IP1 - IP2	IP2 - IP3	IP3 - IP4	IP4 - FL
	39.423	23.312	48.154	30.216	18.147



148

CIRCUITO DE JEREZ - CARDOSO SCHOOL
Sábado, 16 de Noviembre de 2019
ANÁLISIS - GRUPO AZUL - TANDA 2
148.- Agustin - CARDOSO SCHOOL

Lap	Time	IP1	IP2	IP3	IP4	VMax	FL
1	13:02:19	51.139 51.139	26.406 1:17.545	52.155 2:09.700	31.295 2:40.995	152,7	21.934 3:02.928
2	13:05:02	41.161 41.161	23.841 1:05.002	47.942 1:52.944	29.739 2:22.683	170,5	20.257 2:42.940
3	13:07:46	39.017 39.017	23.407 1:02.424	47.612 1:50.036	29.625 2:19.661	170	24.132 2:43.792
4	13:10:24	<u>38.425</u> <u>38.425</u>	<u>22.509</u> <u>1:00.934</u>	45.527 <u>1:46.461</u>	<u>28.214</u> <u>2:14.675</u>	177,3	23.570 2:38.245
5	13:13:11	38.577 38.577	22.614 1:01.191	47.531 1:48.722	28.880 2:17.602	172,2	28.923 2:46.525
6	13:15:59	43.689 43.689	23.969 1:07.658	47.704 1:55.362	30.316 2:25.678	154,1	22.104 2:47.782
7	13:18:39	41.417 41.417	22.873 1:04.290	<u>45.494</u> 1:49.784	30.952 2:20.736	176	<u>19.173</u> 2:39.909
8		38.802 38.802	24.721 1:03.523			142	-----

Mejor Sectores	FL - IP1	IP1 - IP2	IP2 - IP3	IP3 - IP4	IP4 - FL
	38.425	22.509	45.494	28.214	19.173