



7

CIRCUITO DE JEREZ - CARDOSO SCHOOL
Sábado, 16 de Noviembre de 2019
GRUPO VERDE - TANDA 2

CONDICIONES ATMOSFERICAS: **Soleado**

ESTADO DE LA PISTA: **Seca**

Ord. #	Piloto	Licencia	Club	Marca	NV	VR	Tiempo	Gap	Intv	VMax
1	17	Steve HARNETT	CARDOSO SCHOOL		6	6	2:09.139	----	----	209,5
2	105	Keith TREACY	CARDOSO SCHOOL		7	7	2:11.141	2.002	2.002	213,0
3	92	Juan Fco HERRERA ARELL	CARDOSO SCHOOL		10	9	2:11.324	2.185	0.183	200,1
4	16	Lee HARNETT	CARDOSO SCHOOL	*	6	3	2:11.589	2.451	0.266	216,7
5	98	Cian O'NELL	CARDOSO SCHOOL		7	7	2:12.859	3.720	1.269	226,9
6	83	John Javier ALVAREZ POR	CARDOSO SCHOOL		9	8	2:14.491	5.352	1.632	209,3
7	54	Denis KENNEDY	CARDOSO SCHOOL		7	7	2:15.161	6.022	0.670	212,4
8	111	Lili	CARDOSO SCHOOL		8	8	2:15.986	6.847	0.825	219,6
9	108	Oskar ZOLDAK	CARDOSO SCHOOL	*	8	8	2:17.899	8.760	1.913	197,6
10	89	Joaquin FERNANDEZ PERE	CARDOSO SCHOOL		9	6	2:18.383	9.244	0.484	182,7
11	88	Adam DORRELL	CARDOSO SCHOOL		9	9	2:18.658	9.519	0.275	200,6
12	104	Jose Luis TORRALBA ROLD	CARDOSO SCHOOL		9	9	2:20.229	11.090	1.571	151,4
13	97	Jj O'KANE	CARDOSO SCHOOL		8	6	2:20.597	11.459	0.369	203,8
14	112	Carlos QUINTEIRO MARTIN	CARDOSO SCHOOL		9	8	2:20.907	11.768	0.309	209,4
15	99	Jesus PRIETO ROSCO	CARDOSO SCHOOL		9	8	2:21.184	12.046	0.278	190,2
16	95	Mark MURPHY	CARDOSO SCHOOL	*	7	5	2:23.025	13.886	1.840	190,2
17	103	Tomas SZVITEK	CARDOSO SCHOOL		8	8	2:23.508	14.369	0.483	205,1
18	55	Johnny KEOGH	CARDOSO SCHOOL		6	4	2:24.748	15.609	1.240	212,5
19	84	Jorge BELLOSO GÓMEZ	CARDOSO SCHOOL		8	4	2:27.823	18.684	3.075	183,5
20	100	Nacho RAMOS SAN ANDRÉ	CARDOSO SCHOOL		8	8	2:28.323	19.184	0.500	192,9
21	113	Domingo VILLERO CARRO	CARDOSO SCHOOL	*	7	6	2:28.881	19.742	0.558	146,8
22	82	Baldomero ALFONSO CEDE	CARDOSO SCHOOL		8	5	2:30.400	21.261	1.519	192,6
23	93	Fernando MAYOR DE LAS	CARDOSO SCHOOL	*	8	5	2:33.424	24.286	3.025	177,9
24	122	Grégoire ALTUNGY	CARDOSO SCHOOL		8	8	2:34.123	24.984	0.698	154,2
25	101	Roberto SÁNCHEZ DURO	CARDOSO SCHOOL		8	7	2:34.543	25.404	0.420	159,8
26	110	Eva	CARDOSO SCHOOL		5	4	2:36.508	27.369	1.965	176,2
27	81	Monica AGUILAR CARRILL	CARDOSO SCHOOL		7	4	2:38.952	29.813	2.444	172,2
28	87	Lina CARDONA FERRER	CARDOSO SCHOOL		6	5	3:06.278	57.139	27.326	130,6

Circuito de Jerez, 16 DE NOVIEMBRE DE 2019

Hora:	Hora:	RESULTADOS PUBLICADOS A LAS 12:57 HORAS
-------	-------	---

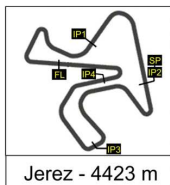


16

CIRCUITO DE JEREZ - CARDOSO SCHOOL
Sábado, 16 de Noviembre de 2019
ANÁLISIS - GRUPO VERDE - TANDA 2
16.- Lee HARNETT - CARDOSO SCHOOL

Lap	Time	IP1	IP2	IP3	IP4	VMax	FL
1	12:35:23	51.782 51.782	22.477 1:14.259	43.063 1:57.322	25.032 2:22.354	192,4	17.162 2:39.516
2	12:37:39	33.834 33.834	19.845 53.679	41.832 1:35.511	24.053 1:59.564	191	16.472 2:16.036
3	12:39:51	33.209 33.209	18.541 51.750	39.255 1:31.005	24.423 1:55.428	216,7	16.162 2:11.589
4	12:42:04	32.470 32.470	18.694 51.164	40.647 1:31.811	24.435 1:56.246	199,3	16.447 2:12.693
5	12:44:16	33.009 33.009	18.520 51.529	39.833 1:31.362	24.424 1:55.786	216,1	16.898 2:12.684
6	12:46:36	33.944 33.944	19.594 53.538	43.822 1:37.360	25.734 2:03.094	196,8	16.659 2:19.753
7		35.174 35.174	19.011 54.185	46.602 1:40.787	25.823 2:06.610	215,5	-----

Mejor Sectores	FL - IP1	IP1 - IP2	IP2 - IP3	IP3 - IP4	IP4 - FL
	32.470	18.520	39.255	24.053	16.162

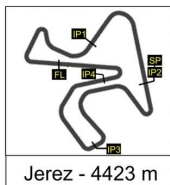


17

CIRCUITO DE JEREZ - CARDOSO SCHOOL
Sábado, 16 de Noviembre de 2019
ANÁLISIS - GRUPO VERDE - TANDA 2
17.- Steve HARNETT - CARDOSO SCHOOL

Lap	Time	IP1	IP2	IP3	IP4	VMax	FL
1	12:35:20	47.144 47.144	25.289 1:12.433	47.987 2:00.420	28.378 2:28.798	133,8	17.305 2:46.103
2	12:37:47	36.525 36.525	22.728 59.253	47.109 1:46.362	25.564 2:11.926	124,6	15.725 2:27.651
3	12:39:59	32.918 32.918	18.722 51.640	39.911 1:31.551	24.640 1:56.191	203	15.599 2:11.790
4	12:42:11	32.493 32.493	18.594 51.087	40.962 1:32.049	24.211 1:56.260	198,1	15.631 2:11.891
5	12:44:23	32.288 32.288	18.951 51.239	38.978 1:30.217	25.928 1:56.145	203,3	15.518 2:11.663
6	12:46:32	31.947 31.947	18.429 50.376	39.209 1:29.585	23.774 1:53.359	185,7	15.780 2:09.139
7		31.869 31.869	18.291 50.160	41.445 1:31.605	29.107 2:00.712	209,5	-----

Mejor Sectores	FL - IP1	IP1 - IP2	IP2 - IP3	IP3 - IP4	IP4 - FL
	31.869	18.291	38.978	23.774	15.518



54

CIRCUITO DE JEREZ - CARDOSO SCHOOL
Sábado, 16 de Noviembre de 2019
ANÁLISIS - GRUPO VERDE - TANDA 2
54.- Denis KENNEDY - CARDOSO SCHOOL

Lap	Time	IP1	IP2	IP3	IP4	VMax	FL
1	12:38:47	40.353 40.353	20.416 1:00.769	41.890 1:42.659	27.099 2:09.758	191,2	15.990 2:25.748
2	12:41:13	36.342 36.342	20.199 56.541	44.469 1:41.010	27.971 2:08.981	167,9	17.019 2:26.000
3	12:43:32	35.781 35.781	19.672 55.453	40.831 1:36.284	26.709 2:02.993	210,1	15.883 2:18.876
4	12:45:49	33.739 33.739	20.354 54.093	41.412 1:35.505	26.135 2:01.640	180,2	15.517 2:17.157
5	12:48:04	33.730 33.730	19.449 53.179	39.991 1:33.170	26.153 1:59.323	212,4	16.193 2:15.516
6	12:50:23	35.936 35.936	20.107 56.043	40.159 1:36.202	25.788 2:01.990	205,2	16.992 2:18.982
7	12:52:38	33.814 33.814	19.579 53.393	39.727 1:33.120	26.116 1:59.236	207,5	15.925 2:15.161
8		34.183 34.183	19.592 53.775	43.386 1:37.161	27.020 2:04.181	182,9	-----

Mejor Sectores	FL - IP1	IP1 - IP2	IP2 - IP3	IP3 - IP4	IP4 - FL
	33.730	19.449	39.727	25.788	15.517

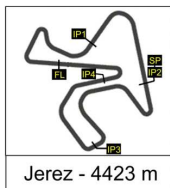


55

CIRCUITO DE JEREZ - CARDOSO SCHOOL
Sábado, 16 de Noviembre de 2019
ANÁLISIS - GRUPO VERDE - TANDA 2
55.- Johnny KEOGH - CARDOSO SCHOOL

Lap	Time	IP1	IP2	IP3	IP4	VMax	FL
1	12:35:18	45.716 45.716	22.296 1:08.012	46.547 1:54.559	28.126 2:22.685	155,8	17.142 2:39.827
2	12:37:52	38.170 38.170	22.118 1:00.288	50.125 1:50.413	27.169 2:17.582	126,1	16.600 2:34.181
3	12:40:20	36.742 36.742	21.823 58.565	45.354 1:43.919	27.182 2:11.101	211	17.090 2:28.191
4	12:42:45	36.074 36.074	21.263 57.337	44.415 1:41.752	26.336 2:08.088	212,5	16.660 2:24.748
5	12:45:10	36.112 36.112	21.594 57.706	43.219 1:40.925	27.727 2:08.652	210,6	17.146 2:25.798
6	12:47:48	37.090 37.090	21.581 58.671	49.396 1:48.067	32.835 2:20.902	195,3	16.984 2:37.886
7		36.441 36.441	21.603 58.044	44.547 1:42.591	28.265 2:10.856	201,6	-----

Mejor Sectores	FL - IP1	IP1 - IP2	IP2 - IP3	IP3 - IP4	IP4 - FL
	36.074	21.263	43.219	26.336	16.600

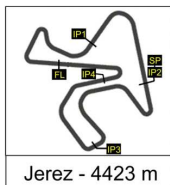


81

CIRCUITO DE JEREZ - CARDOSO SCHOOL
Sábado, 16 de Noviembre de 2019
ANÁLISIS - GRUPO VERDE - TANDA 2
81.- Monica AGUILAR CARRILLO - CARDOSO SCHOOL

Lap	Time	IP1	IP2	IP3	IP4	VMax	FL
1	12:38:16	59.182 59.182	32.644 1:31.826	1:05.510 2:37.336	39.119 3:16.455	107,2	25.395 3:41.850
2	12:41:12	46.085 46.085	25.658 1:11.743	53.083 2:04.826	33.450 2:38.276	138,8	18.542 2:56.818
3	12:43:52	40.075 40.075	22.834 1:02.909	48.239 1:51.148	29.871 2:21.019	164,7	18.108 2:39.127
4	12:46:31	39.083 39.083	21.970 1:01.053	49.387 1:50.440	30.353 2:20.793	171,8	18.159 2:38.952
5	12:49:13	40.731 40.731	23.223 1:03.954	49.744 1:53.698	30.701 2:24.399	143,8	18.396 2:42.795
6	12:51:54	40.103 40.103	23.122 1:03.225	49.546 1:52.771	29.859 2:22.630	170,7	18.347 2:40.977
7	12:54:34	40.419 40.419	22.145 1:02.564	48.827 1:51.391	30.049 2:21.440	172,2	18.529 2:39.969
8							-----

Mejor Sectores	FL - IP1	IP1 - IP2	IP2 - IP3	IP3 - IP4	IP4 - FL
	39.083	21.970	48.239	29.859	18.108

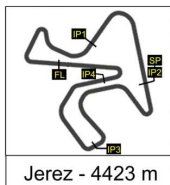


82

CIRCUITO DE JEREZ - CARDOSO SCHOOL
Sábado, 16 de Noviembre de 2019
ANÁLISIS - GRUPO VERDE - TANDA 2
82.- Baldomero ALFONSO CEDEÑO - CARDOSO SCHOOL

Lap	Time	IP1	IP2	IP3	IP4	VMax	FL
1	12:36:05	41.555 41.555	21.858 1:03.413	47.023 1:50.436	28.231 2:18.667	154,3	<u>16.937</u> 2:35.604
2	12:38:40	37.010 37.010	<u>21.525</u> 58.535	47.830 1:46.365	30.805 2:17.170	171	17.467 2:34.637
3	12:41:13	38.722 38.722	21.768 1:00.490	47.092 1:47.582	27.988 2:15.570	156,9	17.581 2:33.150
4	12:43:45	39.811 39.811	22.313 1:02.124	<u>44.685</u> 1:46.809	<u>27.779</u> 2:14.588	192,6	17.197 2:31.785
5	12:46:15	<u>36.758</u> 36.758	21.664 <u>58.422</u>	46.767 1:45.189	28.043 <u>2:13.232</u>	184,2	17.168 2:30.400
6	12:48:46	37.140 37.140	21.875 59.015	46.168 <u>1:45.183</u>	28.419 2:13.602	170,7	17.624 2:31.226
7	12:51:19	37.765 37.765	21.866 59.631	46.906 1:46.537	28.580 2:15.117	167,3	17.365 2:32.482
8	12:53:58	37.465 37.465	22.844 1:00.309	52.373 1:52.682	28.839 2:21.521	141,7	17.404 2:38.925
9		43.186 43.186	31.859 1:15.045			90,4	-----

Mejor Sectores	FL - IP1	IP1 - IP2	IP2 - IP3	IP3 - IP4	IP4 - FL
	36.758	21.525	44.685	27.779	16.937

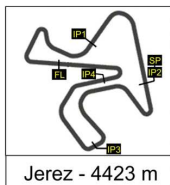


83

CIRCUITO DE JEREZ - CARDOSO SCHOOL
Sábado, 16 de Noviembre de 2019
ANÁLISIS - GRUPO VERDE - TANDA 2
83.- John Javier ALVAREZ PORTILLA - CARDOSO SCHOOL

Lap	Time	IP1	IP2	IP3	IP4	VMax	FL
1	12:33:52	51.177 51.177	20.783 1:11.960	44.239 1:56.199	25.800 2:21.999	203,8	16.042 2:38.041
2	12:36:10	34.708 34.708	20.194 54.902	42.127 1:37.029	25.489 2:02.518	200,1	15.795 2:18.312
3	12:38:27	34.698 34.698	<u>19.622</u> 54.320	41.909 1:36.229	25.000 2:01.229	207,1	<u>15.495</u> 2:16.724
4	12:42:11	36.110 36.110	22.964 59.074	40.642 1:39.716	28.207 2:07.923	203,7	1:36.947 PIT EXIT
5	12:44:29	35.012 35.012	19.793 54.805	40.795 1:35.600	25.599 2:01.199	206,7	15.983 2:17.182
6	12:46:47	36.596 36.596	21.159 57.755	<u>40.239</u> 1:37.994	24.813 2:02.807	209,3	15.647 2:18.453
7	12:49:09	36.098 36.098	19.654 55.752	42.755 1:38.507	27.356 2:05.863	207,9	15.871 2:21.734
8	12:51:23	<u>33.387</u> <u>33.387</u>	<u>19.622</u> <u>53.009</u>	41.224 <u>1:34.233</u>	<u>24.453</u> <u>1:58.686</u>	205,9	15.805 2:14.491
9	12:53:39	33.886 33.886	20.528 54.414	40.616 1:35.030	25.123 2:00.153	194,3	15.896 2:16.049
10		35.702 35.702	21.819 57.521			180,5	-----

Mejor Sectores	FL - IP1	IP1 - IP2	IP2 - IP3	IP3 - IP4	IP4 - FL
	33.387	19.622	40.239	24.453	15.495

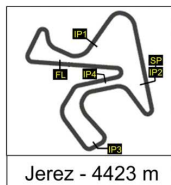


84

CIRCUITO DE JEREZ - CARDOSO SCHOOL
Sábado, 16 de Noviembre de 2019
ANÁLISIS - GRUPO VERDE - TANDA 2
84.- Jorge BELLOSO GÓMEZ - CARDOSO SCHOOL

Lap	Time	IP1	IP2	IP3	IP4	VMax	FL
1	12:34:08	55.084 55.084	26.185 1:21.269	47.067 2:08.336	29.659 2:37.995	161,1	18.848 2:56.843
2	12:36:44	39.362 39.362	22.340 1:01.702	48.358 1:50.060	28.654 2:18.714	177,6	17.552 2:36.266
3	12:39:14	37.110 37.110	22.115 59.225	45.414 1:44.639	27.827 2:12.466	183,5	17.546 2:30.012
4	12:41:42	36.787 36.787	22.117 58.904	<u>44.542</u> 1:43.446	27.309 <u>2:10.755</u>	179,1	17.068 2:27.823
5	12:44:11	36.658 36.658	21.969 58.627	44.664 1:43.291	28.271 2:11.562	173,3	17.199 2:28.761
6	12:46:40	36.426 36.426	22.002 58.428	45.423 1:43.851	28.375 2:12.226	183,4	<u>16.677</u> 2:28.903
7	12:49:13	36.888 36.888	22.350 59.238	46.232 1:45.470	29.417 2:14.887	171,2	18.019 2:32.906
8	12:51:41	36.102 36.102	22.830 58.932	45.263 1:44.195	<u>27.231</u> 2:11.426	166,3	17.264 2:28.690
9		<u>35.970</u> <u>35.970</u>	<u>21.941</u> <u>57.911</u>	45.222 <u>1:43.133</u>	30.608 2:13.741	172,4	-----

Mejor Sectores	FL - IP1	IP1 - IP2	IP2 - IP3	IP3 - IP4	IP4 - FL
	35.970	21.941	44.542	27.231	16.677



87

CIRCUITO DE JEREZ - CARDOSO SCHOOL
Sábado, 16 de Noviembre de 2019
ANÁLISIS - GRUPO VERDE - TANDA 2
87.- Lina CARDONA FERRER - CARDOSO SCHOOL

Lap	Time	IP1	IP2	IP3	IP4	VMax	FL
1	12:38:15	1:05.366 1:05.366	32.390 1:37.756	1:06.406 2:44.162	39.048 3:23.210	107,9	23.526 3:46.736
2	12:41:27	48.514 48.514	29.014 1:17.528	56.994 2:14.522	35.304 2:49.826	122,7	21.595 3:11.420
3	12:44:40	46.876 46.876	27.890 1:14.766	58.237 2:13.003	37.595 2:50.598	130,6	22.562 3:13.160
4	12:47:56	49.833 49.833	28.185 1:18.018	59.620 2:17.638	37.369 2:55.007	104,5	<u>20.828</u> 3:15.834
5	12:51:02	<u>44.671</u> 44.671	<u>26.948</u> 1:11.619	<u>55.987</u> 2:07.606	36.672 2:44.278	129,7	22.000 3:06.278
6	12:54:11	46.289 46.289	27.463 1:13.752	57.908 2:11.660	<u>35.138</u> 2:46.798	119,5	22.261 3:09.059
7		47.815 47.815					-----

Mejor Sectores	FL - IP1	IP1 - IP2	IP2 - IP3	IP3 - IP4	IP4 - FL
	44.671	26.948	55.987	35.138	20.828

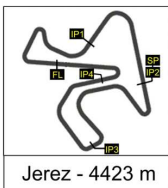


88

CIRCUITO DE JEREZ - CARDOSO SCHOOL
Sábado, 16 de Noviembre de 2019
ANÁLISIS - GRUPO VERDE - TANDA 2
88.- Adam DORRELL - CARDOSO SCHOOL

Lap	Time	IP1	IP2	IP3	IP4	VMax	FL
1	12:34:32	40.683 40.683	22.452 1:03.135	46.045 1:49.180	28.288 2:17.468	168,3	18.299 2:35.767
2	12:36:56	37.179 37.179	21.120 58.299	42.374 1:40.673	26.671 2:07.344	193,5	16.854 2:24.198
3	12:39:15	34.322 34.322	20.584 54.906	41.596 1:36.502	26.266 2:02.768	192,7	16.618 2:19.386
4	12:41:37	35.763 35.763	20.300 56.063	41.890 1:37.953	26.602 2:04.555	197,4	16.893 2:21.448
5	12:43:56	34.504 34.504	20.419 54.923	42.121 1:37.044	25.837 2:02.881	193,6	16.417 2:19.298
6	12:46:16	35.107 35.107	20.498 55.605	42.096 1:37.701	25.988 2:03.689	200,6	16.594 2:20.283
7	12:48:37	36.098 36.098	19.787 55.885	41.734 1:37.619	26.241 2:03.860	200,3	16.469 2:20.329
8	12:50:57	35.705 35.705	20.787 56.492	41.449 1:37.941	25.849 2:03.790	191,8	16.515 2:20.305
9	12:53:16	34.105 34.105	20.256 54.361	41.914 1:36.275	25.846 2:02.121	197,4	16.537 2:18.658
10		34.499 34.499	20.670 55.169	42.418 1:37.587		189,6	-----

Mejor Sectores	FL - IP1	IP1 - IP2	IP2 - IP3	IP3 - IP4	IP4 - FL
	34.105	19.787	41.449	25.837	16.417

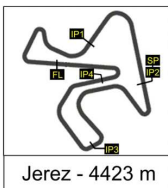


89

CIRCUITO DE JEREZ - CARDOSO SCHOOL
Sábado, 16 de Noviembre de 2019
ANÁLISIS - GRUPO VERDE - TANDA 2
89.- Joaquin FERNANDEZ PEREZ - CARDOSO SCHOOL

Lap	Time	IP1	IP2	IP3	IP4	VMax	FL
1	12:33:55	47.301 47.301	26.156 1:13.457	48.627 2:02.084	30.021 2:32.105	103,1	21.089 2:53.194
2	12:36:17	36.477 36.477	20.783 57.260	41.703 1:38.963	<u>25.860</u> 2:04.823	169,9	17.143 2:21.966
3	12:38:38	34.025 34.025	20.873 54.898	41.607 1:36.505	27.747 2:04.252	173,3	17.140 2:21.392
4	12:40:57	33.933 33.933	20.720 54.653	41.396 1:36.049	26.345 2:02.394	175,4	16.746 2:19.140
5	12:43:17	34.336 34.336	20.590 54.926	41.705 1:36.631	25.948 2:02.579	177,9	16.749 2:19.328
6	12:45:35	34.496 34.496	20.058 54.554	41.414 1:35.968	25.907 2:01.875	181,9	16.508 2:18.383
7	12:47:54	<u>33.909</u> <u>33.909</u>	20.086 <u>53.995</u>	<u>41.197</u> <u>1:35.192</u>	26.484 <u>2:01.676</u>	180,5	17.168 2:18.844
8	12:50:16	34.308 34.308	21.299 55.607	41.866 1:37.473	27.091 2:04.564	174,6	17.145 2:21.709
9	12:52:35	34.236 34.236	<u>19.883</u> 54.119	41.855 1:35.974	26.911 2:02.885	182,7	<u>16.473</u> 2:19.357
10		34.137 34.137	20.778 54.915	45.434 1:40.349	30.208 2:10.557	165,7	-----

Mejor Sectores	FL - IP1	IP1 - IP2	IP2 - IP3	IP3 - IP4	IP4 - FL
	33.909	19.883	41.197	25.860	16.473

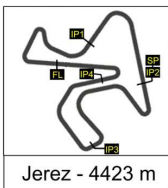


92

CIRCUITO DE JEREZ - CARDOSO SCHOOL
Sábado, 16 de Noviembre de 2019
ANÁLISIS - GRUPO VERDE - TANDA 2
92.- Juan Fco HERRERA ARELLANO - CARDOSO SCHOOL

Lap	Time	IP1	IP2	IP3	IP4	VMax	FL
1	12:33:42	45.122 45.122	23.363 1:08.485	43.854 1:52.339	27.196 2:19.535	161	17.814 2:37.348
2	12:36:04	35.160 35.160	20.316 55.476	43.047 1:38.523	27.508 2:06.031	195,8	16.198 2:22.229
3	12:38:26	33.842 33.842	20.415 54.257	43.157 1:37.414	26.059 2:03.473	171,1	18.140 2:21.613
4	12:40:45	36.314 36.314	19.978 56.292	40.718 1:37.010	25.269 2:02.279	199,8	16.851 2:19.130
5	12:43:01	34.208 34.208	19.745 53.953	40.697 1:34.650	25.335 1:59.985	200,1	16.286 2:16.271
6	12:45:19	33.092 33.092	19.904 52.996	42.539 1:35.535	25.731 2:01.266	188,4	16.768 2:18.034
7	12:47:45	33.705 33.705	20.812 54.517	45.424 1:39.941	29.989 2:09.930	172,1	16.496 2:26.426
8	12:50:00	33.544 33.544	20.475 54.019	39.653 1:33.672	24.585 1:58.257	193,3	16.021 2:14.278
9	12:52:11	<u>32.479</u> <u>32.479</u>	<u>19.120</u> <u>51.599</u>	<u>39.128</u> <u>1:30.727</u>	<u>24.445</u> <u>1:55.172</u>	197,7	16.152 2:11.324
10	12:54:28	36.015 36.015	19.668 55.683	40.423 1:36.106	24.831 2:00.937	196	15.630 2:16.567
11		32.760 32.760					-----

Mejor Sectores	FL - IP1	IP1 - IP2	IP2 - IP3	IP3 - IP4	IP4 - FL
	32.479	19.120	39.128	24.445	15.630

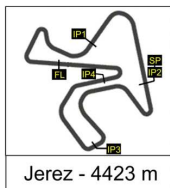


93

CIRCUITO DE JEREZ - CARDOSO SCHOOL
Sábado, 16 de Noviembre de 2019
ANÁLISIS - GRUPO VERDE - TANDA 2
93.- Fernando MAYOR DE LAS HERAS - CARDOSO SCHOOL

Lap	Time	IP1	IP2	IP3	IP4	VMax	FL
1	12:34:07	51.485 51.485	26.262 1:17.747	49.651 2:07.398	31.960 2:39.358	163,5	19.224 2:58.582
2	12:36:46	39.096 39.096	23.216 1:02.312	48.205 1:50.517	29.873 2:20.390	176,8	18.796 2:39.185
3	12:39:21	37.882 37.882	23.119 1:01.001	46.203 1:47.204	28.511 2:15.715	176,3	18.546 2:34.261
4	12:41:55	38.567 38.567	22.702 1:01.269	45.547 1:46.816	28.776 2:15.592	177,3	18.435 2:34.027
5	12:44:28	37.797 37.797	22.425 1:00.222	45.795 1:46.017	28.922 2:14.939	177,1	18.486 2:33.424
6	12:47:02	36.901 36.901	22.624 59.525	46.819 1:46.344	28.484 2:14.828	177,9	18.649 2:33.477
7	12:49:37	38.548 38.548	22.925 1:01.473	46.183 1:47.656	29.080 2:16.736	176,4	18.526 2:35.262
8	12:52:16	38.422 38.422	22.462 1:00.884	47.502 1:48.386	29.553 2:17.939	171,9	20.881 2:38.820
9		39.985 39.985	24.522 1:04.507	48.169 1:52.676	31.591 2:24.267	167,9	-----

Mejor Sectores	FL - IP1	IP1 - IP2	IP2 - IP3	IP3 - IP4	IP4 - FL
	36.901	22.425	45.547	28.484	18.435

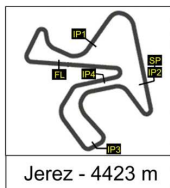


95

CIRCUITO DE JEREZ - CARDOSO SCHOOL
Sábado, 16 de Noviembre de 2019
ANÁLISIS - GRUPO VERDE - TANDA 2
95.- Mark MURPHY - CARDOSO SCHOOL

Lap	Time	IP1	IP2	IP3	IP4	VMax	FL
1	12:35:35	52.537 52.537	25.093 1:17.630	46.283 2:03.913	28.642 2:32.555	145,8	17.467 2:50.022
2	12:38:04	36.865 36.865	21.861 58.726	44.868 1:43.594	29.761 2:13.355	174,8	16.371 2:29.726
3	12:40:32	36.810 36.810	22.059 58.869	44.707 1:43.576	27.592 2:11.168	180,1	16.862 2:28.030
4	12:42:57	35.751 35.751	21.361 57.112	43.373 1:40.485	27.151 2:07.636	184,5	16.675 2:24.311
5	12:45:20	34.789 34.789	21.055 55.844	43.275 1:39.119	27.374 2:06.493	177,7	16.532 2:23.025
6	12:47:45	35.020 35.020	21.185 56.205	43.573 1:39.778	28.670 2:08.448	190,2	16.574 2:25.022
7	12:50:010	33.956 33.956	21.295 55.251	45.288 1:40.539	27.402 2:07.941	164,5	17.104 2:25.045
8		35.157 35.157	21.917 57.074	43.704 1:40.778	29.048 2:09.826	174,9	-----

Mejor Sectores	FL - IP1	IP1 - IP2	IP2 - IP3	IP3 - IP4	IP4 - FL
	33.956	21.055	43.275	27.151	16.371

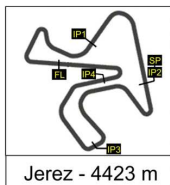


97

CIRCUITO DE JEREZ - CARDOSO SCHOOL
Sábado, 16 de Noviembre de 2019
ANÁLISIS - GRUPO VERDE - TANDA 2
97.- Jj O'KANE - CARDOSO SCHOOL

Lap	Time	IP1	IP2	IP3	IP4	VMax	FL
1	12:35:50	41.801 41.801	22.189 1:03.990	45.599 1:49.589	29.353 2:18.942	191,6	18.697 2:37.639
2	12:38:26	42.848 42.848	22.396 1:05.244	44.248 1:49.492	27.952 2:17.444	188	18.472 2:35.916
3	12:40:56	37.522 37.522	23.674 1:01.196	44.920 1:46.116	27.769 2:13.885	178,7	16.710 2:30.595
4	12:43:20	35.360 35.360	21.096 56.456	43.501 1:39.957	27.242 2:07.199	183,9	16.406 2:23.604
5	12:45:43	35.235 35.235	20.971 56.206	42.600 1:38.806	27.896 2:06.702	203,8	16.641 2:23.343
6	12:48:04	<u>34.681</u> 34.681	<u>20.372</u> 55.053	<u>42.353</u> 1:37.406	26.933 2:04.339	202,5	16.710 2:20.597
7	12:50:26	35.741 35.741	20.662 56.403	42.457 1:38.860	<u>26.753</u> 2:05.613	199,5	16.265 2:21.878
8	12:52:49	36.040 36.040	20.407 56.447	43.435 1:39.882	26.980 2:06.862	202,5	16.277 2:23.139
9		35.217 35.217	21.256 56.473	44.223 1:40.696	33.153 2:13.849	190,2	-----

Mejor Sectores	FL - IP1	IP1 - IP2	IP2 - IP3	IP3 - IP4	IP4 - FL
	34.681	20.372	42.353	26.753	16.259

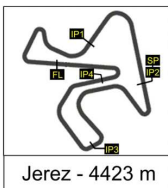


98

CIRCUITO DE JEREZ - CARDOSO SCHOOL
Sábado, 16 de Noviembre de 2019
ANÁLISIS - GRUPO VERDE - TANDA 2
98.- Cian O'NELL - CARDOSO SCHOOL

Lap	Time	IP1	IP2	IP3	IP4	VMax	FL
1	12:34:31	38.210 38.210	20.903 59.113	45.867 1:44.980	28.183 2:13.163	197,4	17.025 2:30.188
2	12:36:53	37.059 37.059	20.403 57.462	40.791 1:38.253	27.347 2:05.600	216,1	15.818 2:21.418
3	12:39:11	34.230 34.230	20.213 54.443	42.334 1:36.777	26.368 2:03.145	201,2	15.456 2:18.601
4	12:41:29	34.051 34.051	20.558 54.609	40.535 1:35.144	26.797 2:01.941	207,9	15.778 2:17.719
5	12:43:51	36.895 36.895	19.450 56.345	41.074 1:37.419	28.272 2:05.691	226,9	16.793 2:22.484
6	12:46:11	35.780 35.780	19.722 55.502	41.155 1:36.657	26.050 2:02.707	216,8	16.378 2:19.084
7	12:48:23	33.689 33.689	19.420 53.109	<u>39.979</u> 1:33.088	<u>24.573</u> <u>1:57.661</u>	197	<u>15.198</u> 2:12.859
8		<u>32.998</u> <u>32.998</u>	<u>18.746</u> <u>51.744</u>	40.468 <u>1:32.212</u>	26.431 1:58.643	223,6	-----

Mejor Sectores	FL - IP1	IP1 - IP2	IP2 - IP3	IP3 - IP4	IP4 - FL
	32.998	18.746	39.979	24.573	15.198

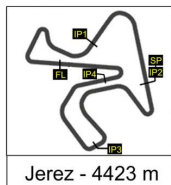


99

CIRCUITO DE JEREZ - CARDOSO SCHOOL
Sábado, 16 de Noviembre de 2019
ANÁLISIS - GRUPO VERDE - TANDA 2
99.- Jesus PRIETO ROSCO - CARDOSO SCHOOL

Lap	Time	IP1	IP2	IP3	IP4	VMax	FL
1	12:34:07	55.941 55.941	25.083 1:21.024	47.457 2:08.481	30.722 2:39.203	172	18.293 2:57.496
2	12:36:38	38.948 38.948	21.338 1:00.286	44.719 1:45.005	27.553 2:12.558	177,5	17.572 2:30.130
3	12:39:08	36.493 36.493	21.869 58.362	46.059 1:44.421	27.733 2:12.154	175,4	18.506 2:30.660
4	12:41:34	35.942 35.942	21.409 57.351	44.613 1:41.964	26.732 2:08.696	181	17.448 2:26.144
5	12:43:59	36.140 36.140	20.956 57.096	43.515 1:40.611	26.916 2:07.527	184,3	17.157 2:24.683
6	12:46:21	35.277 35.277	20.781 56.058	43.319 1:39.377	25.913 2:05.290	190,2	<u>16.875</u> 2:22.165
7	12:48:46	<u>34.678</u> <u>34.678</u>	20.795 55.473	44.924 1:40.397	26.919 2:07.316	178,3	17.163 2:24.479
8	12:51:07	35.306 35.306	20.557 55.863	42.415 1:38.278	25.884 <u>2:04.162</u>	184,2	17.023 2:21.184
9	12:53:28	35.549 35.549	20.760 56.309	42.505 1:38.814	<u>25.739</u> 2:04.553	189,9	16.926 2:21.479
10		35.084 35.084	<u>20.360</u> <u>55.444</u>	<u>42.220</u> <u>1:37.664</u>		189,4	-----

Mejor Sectores	FL - IP1	IP1 - IP2	IP2 - IP3	IP3 - IP4	IP4 - FL
	34.678	20.360	42.220	25.739	16.875

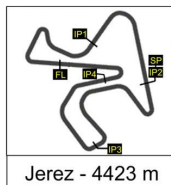


100

CIRCUITO DE JEREZ - CARDOSO SCHOOL
Sábado, 16 de Noviembre de 2019
ANÁLISIS - GRUPO VERDE - TANDA 2
100.- Nacho RAMOS SAN ANDRÉS - CARDOSO SCHOOL

Lap	Time	IP1	IP2	IP3	IP4	VMax	FL
1	12:34:30	42.126 42.126	22.818 1:04.944	47.865 1:52.809	29.298 2:22.107	158	18.629 2:40.736
2	12:37:01	37.259 37.259	21.886 59.145	45.914 1:45.059	27.688 2:12.747	177,1	18.053 2:30.799
3	12:39:38	37.014 37.014	21.542 58.556	51.016 1:49.572	29.555 2:19.127	170,3	18.492 2:37.619
4	12:42:07	36.977 36.977	21.316 58.293	45.476 1:43.769	27.305 2:11.074	182,2	17.820 2:28.894
5	12:44:37	37.296 37.296	21.033 58.329	44.543 1:42.872	27.882 2:10.754	180,2	18.971 2:29.725
6	12:47:06	37.218 37.218	21.130 58.348	44.517 1:42.865	27.241 2:10.106	192,9	18.922 2:29.028
7	12:49:36	37.273 37.273	21.823 59.096	45.214 1:44.310	28.513 2:12.823	162,4	17.541 2:30.364
8	12:52:05	36.716 36.716	21.363 58.079	45.426 1:43.505	26.521 2:10.026	168,5	18.297 2:28.323
9		36.389 36.389	21.400 57.789	46.155 1:43.944	28.824 2:12.768	162,5	-----

Mejor Sectores	FL - IP1	IP1 - IP2	IP2 - IP3	IP3 - IP4	IP4 - FL
	36.389	21.033	44.517	26.521	17.541

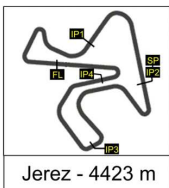


101

CIRCUITO DE JEREZ - CARDOSO SCHOOL
Sábado, 16 de Noviembre de 2019
ANÁLISIS - GRUPO VERDE - TANDA 2
101.- Roberto SÁNCHEZ DURO - CARDOSO SCHOOL

Lap	Time	IP1	IP2	IP3	IP4	VMax	FL
1	12:34:13	55.064 55.064	26.578 1:21.642	49.791 2:11.433	30.571 2:42.004	152,8	18.944 3:00.948
2	12:36:56	41.028 41.028	23.705 1:04.733	49.709 1:54.442	29.580 2:24.022	157	18.760 2:42.782
3	12:39:39	40.221 40.221	22.995 1:03.216	50.707 1:53.923	29.971 2:23.894	154,4	19.134 2:43.028
4	12:42:19	39.894 39.894	23.021 1:02.915	49.228 1:52.143	29.839 2:21.982	148,9	18.592 2:40.574
5	12:45:05	41.353 41.353	23.513 1:04.866	50.350 1:55.216	29.928 2:25.144	152,1	20.358 2:45.502
6	12:47:48	40.319 40.319	22.755 1:03.074	50.077 1:53.151	30.954 2:24.105	145,2	19.576 2:43.681
7	12:50:23	38.857 38.857	<u>22.072</u> 1:00.929	<u>46.748</u> <u>1:47.677</u>	<u>28.515</u> <u>2:16.192</u>	154,7	18.351 2:34.543
8	12:53:01	38.592 38.592	22.200 1:00.792	49.290 1:50.082	29.025 2:19.107	159,8	18.571 2:37.678
9		<u>37.752</u> <u>37.752</u>	22.944 <u>1:00.696</u>	48.056 1:48.752		142,9	-----

Mejor Sectores	FL - IP1	IP1 - IP2	IP2 - IP3	IP3 - IP4	IP4 - FL
	37.752	22.072	46.748	28.515	18.351

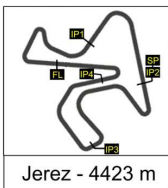


103

CIRCUITO DE JEREZ - CARDOSO SCHOOL
Sábado, 16 de Noviembre de 2019
ANÁLISIS - GRUPO VERDE - TANDA 2
103.- Tomas SZVITEK - CARDOSO SCHOOL

Lap	Time	IP1	IP2	IP3	IP4	VMax	FL
1	12:35:35	51.246 51.246	25.055 1:16.301	47.443 2:03.744	28.096 2:31.840	176,8	17.492 2:49.332
2	12:38:05	36.888 36.888	21.425 58.313	45.232 1:43.545	29.505 2:13.050	189,7	16.957 2:30.006
3	12:40:33	37.092 37.092	21.232 58.324	44.834 1:43.158	27.309 2:10.467	205,1	16.745 2:27.212
4	12:42:58	35.736 35.736	21.360 57.096	44.042 1:41.138	27.380 2:08.518	171,8	16.681 2:25.199
5	12:46:03	35.094 35.094	20.886 55.980	44.062 1:40.042	28.952 2:08.994	203,7	55.643 PIT EXIT
6	12:48:36	44.978 44.978	20.590 1:05.568	43.666 1:49.234	27.241 2:16.475	204,2	17.087 2:33.562
7	12:50:60	35.844 35.844	21.089 56.933	43.137 1:40.070	27.063 2:07.133	204,3	17.253 2:24.386
8	12:53:24	35.436 35.436	20.743 56.179	43.548 1:39.727	26.558 2:06.285	195,5	17.223 2:23.508
9		35.837 35.837	20.990 56.827	44.352 1:41.179		202,1	-----

Mejor Sectores	FL - IP1	IP1 - IP2	IP2 - IP3	IP3 - IP4	IP4 - FL
	35.094	20.590	43.137	26.558	16.681

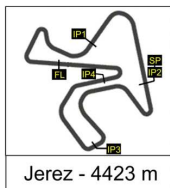


104

CIRCUITO DE JEREZ - CARDOSO SCHOOL
Sábado, 16 de Noviembre de 2019
ANÁLISIS - GRUPO VERDE - TANDA 2
104.- Jose Luis TORRALBA ROLDAN - CARDOSO SCHOOL

Lap	Time	IP1	IP2	IP3	IP4	VMax	FL
1	12:35:13	44.231 44.231	24.174 1:08.405	42.995 1:51.400	26.419 2:17.819	148,2	18.752 2:36.571
2	12:37:39	34.873 34.873	22.096 56.969	44.387 1:41.356	25.774 2:07.130	149,8	18.002 2:25.132
3	12:40:01	35.320 35.320	21.767 57.087	41.745 1:38.832	25.505 2:04.337	149,6	17.952 2:22.288
4	12:42:22	34.633 34.633	22.027 56.660	40.934 1:37.594	25.531 2:03.125	150	17.798 2:20.923
5	12:44:43	34.567 34.567	21.833 56.400	41.487 1:37.887	25.174 2:03.061	146,7	18.282 2:21.342
6	12:47:07	36.595 36.595	21.720 58.315	41.649 1:39.964	25.366 2:05.330	149,4	18.839 2:24.169
7	12:49:31	35.261 35.261	21.813 57.074	42.615 1:39.689	25.652 2:05.341	151,4	18.034 2:23.375
8	12:51:54	34.473 34.473	21.350 55.823	40.811 1:36.634	28.692 2:05.326	149,2	18.009 2:23.335
9	12:54:14	34.478 34.478	21.396 55.874	40.634 1:36.508	25.561 2:02.069	149,2	18.160 2:20.229
10		36.034 36.034	21.562 57.596			149,1	-----

Mejor Sectores	FL - IP1	IP1 - IP2	IP2 - IP3	IP3 - IP4	IP4 - FL
	34.473	21.350	40.634	25.174	17.798

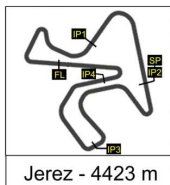


105

CIRCUITO DE JEREZ - CARDOSO SCHOOL
Sábado, 16 de Noviembre de 2019
ANÁLISIS - GRUPO VERDE - TANDA 2
105.- Keith TREACY - CARDOSO SCHOOL

Lap	Time	IP1	IP2	IP3	IP4	VMax	FL
1	12:34:31	39.165 39.165	21.116 1:00.281	45.637 1:45.918	28.168 2:14.086	187,4	17.131 2:31.217
2	12:36:52	36.736 36.736	19.736 56.472	41.205 1:37.677	27.466 2:05.143	210	16.105 2:21.248
3	12:39:12	34.987 34.987	20.445 55.432	42.385 1:37.817	26.606 2:04.423	206,1	15.734 2:20.157
4	12:41:28	33.159 33.159	20.003 53.162	39.960 1:33.122	26.907 2:00.029	208,5	15.674 2:15.703
5	12:43:51	37.486 37.486	19.753 57.239	40.464 1:37.703	28.114 2:05.817	209,7	17.440 2:23.256
6	12:46:010	36.132 36.132	20.470 56.602	40.926 1:37.528	25.248 2:02.776	211,2	15.958 2:18.734
7	12:48:21	<u>32.747</u> <u>32.747</u>	19.211 51.958	<u>39.232</u> <u>1:31.190</u>	<u>24.366</u> <u>1:55.556</u>	211,7	<u>15.585</u> 2:11.141
8		32.960 32.960	<u>18.732</u> <u>51.692</u>	40.922 1:32.614	26.155 1:58.769	213	-----

Mejor Sectores	FL - IP1	IP1 - IP2	IP2 - IP3	IP3 - IP4	IP4 - FL
	32.747	18.732	39.232	24.366	15.585

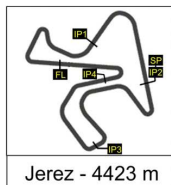


108

CIRCUITO DE JEREZ - CARDOSO SCHOOL
Sábado, 16 de Noviembre de 2019
ANÁLISIS - GRUPO VERDE - TANDA 2
108.- Oskar ZOLDAK - CARDOSO SCHOOL

Lap	Time	IP1	IP2	IP3	IP4	VMax	FL
1	12:35:60	39.919 39.919	21.683 1:01.602	42.990 1:44.592	27.445 2:12.037	192,9	16.673 2:28.710
2	12:38:26	35.282 35.282	21.891 57.173	43.771 1:40.944	27.133 2:08.077	180,2	17.763 2:25.840
3	12:40:51	37.740 37.740	22.704 1:00.444	42.288 1:42.732	26.384 2:09.116	194	16.419 2:25.535
4	12:43:13	35.008 35.008	21.227 56.235	41.567 1:37.802	27.123 2:04.925	175,8	16.462 2:21.387
5	12:45:34	35.589 35.589	20.371 55.960	41.845 1:37.805	26.994 2:04.799	197,6	16.504 2:21.303
6	12:47:55	34.581 34.581	19.832 54.413	42.289 1:36.702	26.930 2:03.632	187	16.788 2:20.420
7	12:50:16	34.883 34.883	20.220 55.103	42.685 1:37.788	26.798 2:04.586	190,2	16.542 2:21.128
8	12:52:34	<u>34.121</u> <u>34.121</u>	19.932 54.053	<u>41.348</u> <u>1:35.401</u>	<u>26.075</u> <u>2:01.476</u>	197,4	16.423 2:17.899
9		34.185 34.185	<u>19.827</u> <u>54.012</u>	41.735 1:35.747	28.483 2:04.230	164,6	-----

Mejor Sectores	FL - IP1	IP1 - IP2	IP2 - IP3	IP3 - IP4	IP4 - FL
	34.121	19.827	41.348	26.075	16.419



110

CIRCUITO DE JEREZ - CARDOSO SCHOOL
Sábado, 16 de Noviembre de 2019
ANÁLISIS - GRUPO VERDE - TANDA 2
110.- Eva - CARDOSO SCHOOL

Lap	Time	IP1	IP2	IP3	IP4	VMax	FL
1	12:35:49	53.624 53.624	27.470 1:21.094	53.204 2:14.298	31.637 2:45.935	121,8	20.499 3:06.434
2	12:38:42	43.717 43.717	25.537 1:09.254	52.166 2:01.420	31.346 2:32.766	146,6	20.264 2:53.030
3	12:41:26	42.822 42.822	23.554 1:06.376	48.604 1:54.980	30.381 2:25.361	158,6	19.168 2:44.529
4	12:44:03	<u>39.148</u> <u>39.148</u>	22.969 <u>1:02.117</u>	<u>46.361</u> <u>1:48.478</u>	<u>29.755</u> <u>2:18.233</u>	176,2	<u>18.275</u> 2:36.508
5	12:46:44	40.333 40.333	<u>22.738</u> 1:03.071	47.690 1:50.761	29.877 2:20.638	176	20.838 2:41.475
6		40.915 40.915	23.014 1:03.929	48.259 1:52.188	38.661 2:30.849	171	-----

Mejor Sectores	FL - IP1	IP1 - IP2	IP2 - IP3	IP3 - IP4	IP4 - FL
	39.148	22.738	46.361	29.755	18.275



111

CIRCUITO DE JEREZ - CARDOSO SCHOOL
Sábado, 16 de Noviembre de 2019
ANÁLISIS - GRUPO VERDE - TANDA 2
111.- Lili - CARDOSO SCHOOL

Lap	Time	IP1	IP2	IP3	IP4	VMax	FL
1	12:35:49	53.572 53.572	26.920 1:20.492	53.843 2:14.335	31.216 2:45.551	118,3	20.231 3:05.782
2	12:38:41	43.911 43.911	25.346 1:09.257	52.584 2:01.841	31.703 2:33.544	139,1	18.817 2:52.361
3	12:41:19	39.475 39.475	22.643 1:02.118	47.762 1:49.880	29.592 2:19.472	147,9	17.592 2:37.063
4	12:43:51	37.992 37.992	21.581 59.573	46.715 1:46.288	28.521 2:14.809	157,8	17.315 2:32.124
5	12:46:18	36.359 36.359	21.568 57.927	44.587 1:42.514	28.117 2:10.631	161,7	17.028 2:27.658
6	12:48:44	36.639 36.639	20.501 57.140	45.339 1:42.479	26.512 2:08.991	178	16.853 2:25.844
7	12:51:03	35.637 35.637	19.386 55.023	41.593 1:36.616	25.969 2:02.585	199,3	<u>16.160</u> 2:18.745
8	12:53:19	<u>34.603</u> <u>34.603</u>	19.212 53.815	<u>40.449</u> <u>1:34.264</u>	<u>25.426</u> <u>1:59.690</u>	219,6	16.296 2:15.986
9		34.893 34.893	<u>18.660</u> <u>53.553</u>	42.060 1:35.613		210,8	-----

Mejor Sectores	FL - IP1	IP1 - IP2	IP2 - IP3	IP3 - IP4	IP4 - FL
	34.603	18.660	40.449	25.426	16.160



112

CIRCUITO DE JEREZ - CARDOSO SCHOOL
Sábado, 16 de Noviembre de 2019
ANÁLISIS - GRUPO VERDE - TANDA 2
112.- Carlos QUINTEIRO MARTINEZ - CARDOSO SCHOOL

Lap	Time	IP1	IP2	IP3	IP4	VMax	FL
1	12:33:59	50.690 50.690	23.998 1:14.688	49.925 2:04.613	29.234 2:33.847	168,4	18.251 2:52.098
2	12:36:26	37.847 37.847	21.028 58.875	44.668 1:43.543	26.973 2:10.516	202,9	16.966 2:27.482
3	12:38:54	37.129 37.129	20.976 58.105	44.976 1:43.081	26.661 2:09.742	200,9	17.468 2:27.210
4	12:41:22	36.459 36.459	20.814 57.273	46.117 1:43.390	27.285 2:10.675	192,8	17.481 2:28.156
5	12:43:53	37.118 37.118	20.526 57.644	45.679 1:43.323	28.755 2:12.078	184	19.030 2:31.108
6	12:46:19	38.247 38.247	21.280 59.527	43.541 1:43.068	26.241 2:09.309	207,1	17.146 2:26.455
7	12:48:45	36.119 36.119	20.292 56.411	45.447 1:41.858	26.779 2:08.637	193,6	17.079 2:25.715
8	12:51:06	<u>35.591</u> <u>35.591</u>	<u>20.012</u> <u>55.603</u>	<u>42.882</u> <u>1:38.485</u>	25.522 <u>2:04.007</u>	203,8	16.900 2:20.907
9	12:53:28	36.128 36.128	20.225 56.353	42.920 1:39.273	<u>25.413</u> 2:04.686	209,4	<u>16.783</u> 2:21.469
10		35.678 35.678	20.021 55.699	43.332 1:39.031		201	-----

Mejor Sectores	FL - IP1	IP1 - IP2	IP2 - IP3	IP3 - IP4	IP4 - FL
	35.591	20.012	42.882	25.413	16.783



113

CIRCUITO DE JEREZ - CARDOSO SCHOOL
Sábado, 16 de Noviembre de 2019
ANÁLISIS - GRUPO VERDE - TANDA 2
113.- Domingo VILLERO CARRO - CARDOSO SCHOOL

Lap	Time	IP1	IP2	IP3	IP4	VMax	FL
1	12:33:60	50.145 50.145	25.425 1:15.570	46.964 2:02.534	29.723 2:32.257	138,4	19.505 2:51.762
2	12:36:31	37.365 37.365	23.184 1:00.549	43.429 1:43.978	28.453 2:12.431	146,1	18.937 2:31.368
3	12:39:01	35.782 35.782	23.219 59.001	44.015 1:43.016	28.278 2:11.294	144,2	18.816 2:30.110
4	12:41:31	35.885 35.885	23.071 58.956	43.994 1:42.950	28.574 2:11.524	144,3	18.611 2:30.134
5	12:44:04	37.729 37.729	22.934 1:00.663	43.274 1:43.937	29.901 2:13.838	146,2	18.950 2:32.788
6	12:46:33	36.730 36.730	22.489 59.219	43.053 1:42.272	28.243 2:10.515	146,8	18.366 2:28.881
7	12:49:08	38.079 38.079	22.894 1:00.973	45.738 1:46.711	29.460 2:16.171	138,7	18.898 2:35.069
8		37.327 37.327	26.083 1:03.410	49.860 1:53.270	35.227 2:28.497	106,8	-----

Mejor Sectores	FL - IP1	IP1 - IP2	IP2 - IP3	IP3 - IP4	IP4 - FL
	35.782	22.489	43.053	28.243	18.366



122

CIRCUITO DE JEREZ - CARDOSO SCHOOL
Sábado, 16 de Noviembre de 2019
ANÁLISIS - GRUPO VERDE - TANDA 2
122.- Grégoire ALTUNGY - CARDOSO SCHOOL

Lap	Time	IP1	IP2	IP3	IP4	VMax	FL
1	12:34:31	48.128	26.409	50.606	30.950	141,9	21.014
		48.128	1:14.537	2:05.143	2:36.093		2:57.107
2	12:37:16	41.536	23.570	49.389	29.192	151,3	21.142
		41.536	1:05.106	1:54.495	2:23.687		2:44.829
3	12:39:56	39.914	23.389	48.343	28.214	150	20.937
		39.914	1:03.303	1:51.646	2:19.860		2:40.797
4	12:42:34	38.721	23.244	46.300	28.492	152,1	20.620
		38.721	1:01.965	1:48.265	2:16.757		2:37.377
5	12:45:12	39.164	23.236	48.047	27.985	150,4	20.295
		39.164	1:02.400	1:50.447	2:18.432		2:38.727
6	12:47:50	37.737	22.677	47.193	29.543	150,6	<u>20.216</u>
		37.737	1:00.414	1:47.607	2:17.150		2:37.366
7	12:50:26	38.288	22.687	46.184	28.467	152,8	20.303
		38.288	1:00.975	1:47.159	2:15.626		2:35.929
8	12:52:60	<u>37.526</u>	<u>22.128</u>	46.765	<u>27.287</u>	154,2	20.417
		37.526	59.654	1:46.419	2:13.706		2:34.123
9		37.953	22.636	<u>46.051</u>		151,7	
		37.953	1:00.589	1:46.640			-----

Mejor Sectores	FL - IP1	IP1 - IP2	IP2 - IP3	IP3 - IP4	IP4 - FL
		37.526	22.128	46.051	27.287