



6

CIRCUITO DE JEREZ - CARDOSO SCHOOL

Sábado, 16 de Noviembre de 2019

GRUPO ROJO - TANDA 2

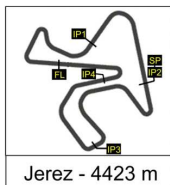
CONDICIONES ATMOSFERICAS: Soleado

ESTADO DE LA PISTA: Seca

Ord. #	Piloto	Licencia	Club	Marca	NV	VR	Tiempo	Gap	Intv	VMax
1	106	Eduardo VILLALBA GARCIA	CARDOSO SCHOOL		10	8	2:01.161	----	----	231,3
2	50	David GARCIA	CARDOSO SCHOOL		10	10	2:01.774	0.612	0.612	230,4
3	56	Jan KOKANIC	CARDOSO SCHOOL		10	10	2:03.725	2.563	1.951	238,3
4	45	Andrius CELIUS	CARDOSO SCHOOL		8	8	2:03.858	2.696	0.133	216,5
5	69	Udo SCHÄFER	CARDOSO SCHOOL	*	10	8	2:03.989	2.827	0.131	229,8
6	75	Juan Carlos POZO SALIDO	CARDOSO SCHOOL		8	7	2:04.082	2.920	0.093	211,3
7	21	Shane MCGUINNESS	CARDOSO SCHOOL		10	10	2:04.654	3.492	0.572	214,2
8	51	Orlando GARRO	CARDOSO SCHOOL	*	8	4	2:05.078	3.916	0.424	230,4
9	64	Pedro PONSETI ANTICH	CARDOSO SCHOOL		10	7	2:05.098	3.937	0.021	228,3
10	66	Tomas RODRÍGUEZ OTER	CARDOSO SCHOOL		8	8	2:05.370	4.208	0.271	217,3
11	52	Alberto GRACIAN ALCAIDE	CARDOSO SCHOOL		9	9	2:06.089	4.927	0.719	201,4
12	90	José Francisco FRANCO PÉ	CARDOSO SCHOOL		10	9	2:06.224	5.062	0.135	222,3
13	96	Fco Javier NOBREGA DOBL	CARDOSO SCHOOL		9	8	2:06.329	5.167	0.105	208,1
14	62	Juan MONTIEL LLABRES	CARDOSO SCHOOL		10	7	2:07.450	6.288	1.121	195,5
15	42	Miguel ALBERTOS CABAÑA	CARDOSO SCHOOL		6	6	2:07.980	6.818	0.530	196,3
16	72	Krzysztof SIEWIERSKI	CARDOSO SCHOOL		10	8	2:08.528	7.366	0.548	207,3
17	2	Kevin BLAKE	CARDOSO SCHOOL	*	9	7	2:09.014	7.852	0.486	204,4
18	70	Anthony SCULLY	CARDOSO SCHOOL		9	9	2:09.495	8.333	0.481	201,5
19	94	Kieran MOORE	CARDOSO SCHOOL	*	9	8	2:09.676	8.515	0.182	216,1
20	114	Juan DIAZ MOLINA	CARDOSO SCHOOL	*	10	7	2:10.752	9.590	1.075	157,6
21	73	Carlos VALPARAISO SÁNC	CARDOSO SCHOOL		8	8	2:10.797	9.635	0.045	213,6
22	7	Mark DOWNES	CARDOSO SCHOOL		9	3	2:10.942	9.780	0.145	210,2
23	63	Gerardo J OVALLE FERNÁ	CARDOSO SCHOOL		10	9	2:11.523	10.361	0.581	210,2
24	61	Thomas MONAGHAN	CARDOSO SCHOOL		9	5	2:12.020	10.858	0.497	203,4
25	58	Juan LARRACOECHEA	CARDOSO SCHOOL		10	10	2:12.581	11.419	0.561	198,1
26	65	Carlos RODRÍGUEZ GONZ	CARDOSO SCHOOL		9	9	2:14.049	12.887	1.468	214,0
27	49	Fernando FIESTAS CORBE	CARDOSO SCHOOL		9	3	2:14.125	12.963	0.076	197,6
28	60	Marcelino LOPEZ	CARDOSO SCHOOL		9	9	2:14.270	13.108	0.145	213,2
29	44	Damien CARSON	CARDOSO SCHOOL		9	9	2:14.409	13.247	0.139	194,7
30	59	Ullar LIIV	CARDOSO SCHOOL		5	5	2:14.836	13.674	0.427	196,2
31	71	Graham SHEEHAN	CARDOSO SCHOOL		6	5	2:15.580	14.418	0.744	205,2
32	8	Erick ECKFELDER	CARDOSO SCHOOL		2	2	2:21.625	20.463	6.045	187,8
33	68	Lee ROGERS	CARDOSO SCHOOL		8	7	2:23.540	22.378	1.915	181,3
34	46	Jordan CORBY	CARDOSO SCHOOL		9	5	2:25.244	24.083	1.705	185,7
35	48	Gerry FERGUSON	CARDOSO SCHOOL		3	3	2:27.587	26.425	2.342	177,0

Circuito de Jerez, 16 DE NOVIEMBRE DE 2019

Hora:	Hora:	RESULTADOS PUBLICADOS A LAS 12:30 HORAS
-------	-------	---



2

CIRCUITO DE JEREZ - CARDOSO SCHOOL
Sábado, 16 de Noviembre de 2019
ANÁLISIS - GRUPO ROJO - TANDA 2
2.- Kevin BLAKE - CARDOSO SCHOOL

Lap	Time	IP1	IP2	IP3	IP4	VMax	FL
1	12:10:30	40.214 40.214	21.598 1:01.812	42.397 1:44.209	25.187 2:09.396	170,6	16.331 2:25.727
2	12:12:42	33.220 33.220	19.442 52.662	39.613 1:32.275	24.129 1:56.404	200,9	15.879 2:12.283
3	12:14:56	32.045 32.045	20.256 52.301	41.613 1:33.914	24.160 1:58.074	184,9	15.826 2:13.900
4	12:17:07	32.190 32.190	19.328 51.518	39.338 1:30.856	24.064 1:54.920	193,7	15.838 2:10.758
5	12:19:19	33.755 33.755	19.025 52.780	39.535 1:32.315	24.065 1:56.380	204,4	15.603 2:11.983
6	12:21:29	<u>31.634</u> 31.634	19.054 50.688	39.471 1:30.159	23.971 1:54.130	193	15.701 2:09.831
7	12:23:38	31.887 31.887	<u>18.738</u> 50.625	39.108 <u>1:29.733</u>	<u>23.733</u> 1:53.466	183,4	<u>15.548</u> 2:09.014
8	12:25:49	32.058 32.058	19.085 51.143	39.652 1:30.795	24.411 1:55.206	193,4	15.746 2:10.952
9	12:27:58	32.067 32.067	18.784 50.851	<u>39.069</u> 1:29.920	23.777 1:53.697	198,8	15.813 2:09.509
10		32.385 32.385	19.411 51.796	39.882 1:31.678		192,2	-----

Mejor Sectores	FL - IP1	IP1 - IP2	IP2 - IP3	IP3 - IP4	IP4 - FL
	31.634	18.738	39.069	23.733	15.548

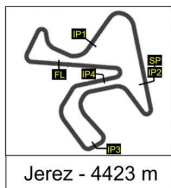


7

CIRCUITO DE JEREZ - CARDOSO SCHOOL
Sábado, 16 de Noviembre de 2019
ANÁLISIS - GRUPO ROJO - TANDA 2
7.- Mark DOWNES - CARDOSO SCHOOL

Lap	Time	IP1	IP2	IP3	IP4	VMax	FL
1	12:10:07	38.925 38.925	19.718 58.643	49.323 1:47.966	28.336 2:16.302	185,8	18.544 2:34.846
2	12:12:21	36.204 36.204	19.133 55.337	39.213 1:34.550	24.498 1:59.048	204,3	15.704 2:14.752
3	12:14:32	32.349 32.349	19.266 51.615	39.229 1:30.844	24.492 1:55.336	202,7	15.606 2:10.942
4	12:16:46	32.135 32.135	19.064 51.199	39.680 1:30.879	26.574 1:57.453	205,1	16.285 2:13.738
5	12:18:58	32.552 32.552	19.739 52.291	39.390 1:31.681	24.483 1:56.164	189,7	16.038 2:12.202
6	12:21:10	32.548 32.548	18.976 51.524	39.702 1:31.226	24.638 1:55.864	205,4	15.707 2:11.570
7	12:23:21	32.239 32.239	18.877 51.116	39.260 1:30.376	25.047 1:55.423	210,2	16.014 2:11.436
8	12:25:37	33.530 33.530	19.512 53.042	40.472 1:33.514	25.678 1:59.192	178,5	16.741 2:15.933
9	12:27:51	33.887 33.887	19.535 53.422	39.267 1:32.689	25.125 1:57.814	192,1	16.176 2:13.990
10		33.615 33.615	19.759 53.374	40.970 1:34.344	27.683 2:02.027	181,5	-----

Mejor Sectores	FL - IP1	IP1 - IP2	IP2 - IP3	IP3 - IP4	IP4 - FL
	32.135	18.877	39.213	24.483	15.606



8

CIRCUITO DE JEREZ - CARDOSO SCHOOL
Sábado, 16 de Noviembre de 2019
ANÁLISIS - GRUPO ROJO - TANDA 2
8.- Erick ECKFELDER - CARDOSO SCHOOL

Lap	Time	IP1	IP2	IP3	IP4	VMax	FL
1	12:10:41	43.946 43.946	22.158 1:06.104	42.577 1:48.681	26.983 2:15.664	178,4	<u>16.510</u> 2:32.174
2	12:13:02	<u>34.873</u> <u>34.873</u>	<u>20.833</u> <u>55.706</u>	<u>42.304</u> <u>1:38.010</u>	<u>26.511</u> <u>2:04.521</u>	187,8	17.104 2:21.625
3		35.244 35.244	21.092 56.336	42.622 1:38.958	28.881 2:07.839	178,1	-----

Mejor Sectores	FL - IP1	IP1 - IP2	IP2 - IP3	IP3 - IP4	IP4 - FL
	34.873	20.833	42.304	26.511	16.510

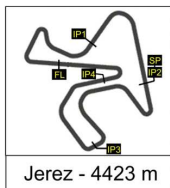


21

CIRCUITO DE JEREZ - CARDOSO SCHOOL
Sábado, 16 de Noviembre de 2019
ANÁLISIS - GRUPO ROJO - TANDA 2
21.- Shane MCGUINNESS - CARDOSO SCHOOL

Lap	Time	IP1	IP2	IP3	IP4	VMax	FL
1	12:09:05	42.753 42.753	21.281 1:04.034	44.269 1:48.303	27.281 2:15.584	179,2	16.192 2:31.775
2	12:11:16	33.057 33.057	18.830 51.887	39.448 1:31.335	24.270 1:55.605	211,1	15.583 2:11.188
3	12:13:25	31.425 31.425	18.820 50.245	39.937 1:30.182	23.700 1:53.882	209,6	15.410 2:09.292
4	12:15:33	30.911 30.911	18.555 49.466	39.126 1:28.592	24.154 1:52.746	210	15.178 2:07.924
5	12:17:40	30.621 30.621	18.634 49.255	38.889 1:28.144	23.944 1:52.088	208,4	15.093 2:07.181
6	12:19:55	31.353 31.353	18.235 49.588	42.564 1:32.152	25.327 1:57.479	208,2	16.908 2:14.387
7	12:22:21	34.504 34.504	22.159 56.663	44.752 1:41.415	27.450 2:08.865	129,8	17.469 2:26.334
8	12:24:34	33.845 33.845	20.395 54.240	39.638 1:33.878	23.569 1:57.447	177,2	15.440 2:12.887
9	12:26:40	31.477 31.477	18.321 49.798	37.641 1:27.439	22.853 1:50.292	212,8	15.419 2:05.711
10	12:28:44	31.786 31.786	18.094 49.880	36.743 1:26.623	22.868 1:49.491	214,2	15.163 2:04.654
11		30.571 30.571	18.456 49.027			207,1	-----

Mejor Sectores	FL - IP1	IP1 - IP2	IP2 - IP3	IP3 - IP4	IP4 - FL
	30.571	18.094	36.743	22.853	15.093

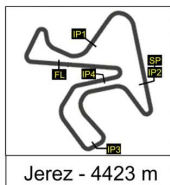


42

CIRCUITO DE JEREZ - CARDOSO SCHOOL
Sábado, 16 de Noviembre de 2019
ANÁLISIS - GRUPO ROJO - TANDA 2
42.- Miguel ALBERTOS CABAÑAS - CARDOSO SCHOOL

Lap	Time	IP1	IP2	IP3	IP4	VMax	FL
1	12:11:08	38.996 38.996	20.902 59.898	45.430 1:45.328	27.998 2:13.326	182,1	1:01.917 PIT EXIT
2	12:13:56	1:02.031 1:02.031	20.338 1:22.369	42.071 2:04.440	26.173 2:30.613	191,6	16.890 2:47.503
3	12:16:17	36.343 36.343	20.115 56.458	41.778 1:38.236	26.125 2:04.361	193,2	16.640 2:21.001
4	12:18:29	34.124 34.124	19.321 53.445	38.874 1:32.319	23.233 1:55.552	191,3	16.608 2:12.160
5	12:20:37	31.986 31.986	19.041 51.027	<u>38.098</u> 1:29.125	<u>22.722</u> 1:51.847	194,2	16.534 2:08.381
6	12:22:45	<u>31.362</u> <u>31.362</u>	<u>18.640</u> <u>50.002</u>	38.159 <u>1:28.161</u>	23.460 <u>1:51.621</u>	196,3	<u>16.359</u> 2:07.980
7		32.628 32.628	19.672 52.300	41.474 1:33.774	26.483 2:00.257	189,2	-----

Mejor Sectores	FL - IP1	IP1 - IP2	IP2 - IP3	IP3 - IP4	IP4 - FL
	31.362	18.640	38.098	22.722	16.359

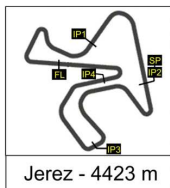


44

CIRCUITO DE JEREZ - CARDOSO SCHOOL
Sábado, 16 de Noviembre de 2019
ANÁLISIS - GRUPO ROJO - TANDA 2
44.- Damien CARSON - CARDOSO SCHOOL

Lap	Time	IP1	IP2	IP3	IP4	VMax	FL
1	12:10:08	39.842 39.842	20.748 1:00.590	45.212 1:45.802	29.229 2:15.031	182,4	17.761 2:32.792
2	12:12:38	38.758 38.758	21.208 59.966	45.628 1:45.594	27.393 2:12.987	170,1	16.662 2:29.649
3	12:15:05	35.567 35.567	21.270 56.837	45.664 1:42.501	26.515 2:09.016	185,6	18.418 2:27.433
4	12:17:28	35.391 35.391	20.743 56.134	43.401 1:39.535	26.900 2:06.435	180,4	16.556 2:22.991
5	12:19:57	35.395 35.395	23.014 58.409	46.985 1:45.394	26.949 2:12.343	116,2	16.585 2:28.928
6	12:22:22	34.884 34.884	20.223 55.107	45.076 1:40.183	27.811 2:07.994	157,1	16.351 2:24.345
7	12:24:40	34.545 34.545	20.643 55.188	42.140 1:37.328	<u>25.200</u> 2:02.528	159	16.390 2:18.918
8	12:26:58	33.247 33.247	20.445 53.692	41.409 1:35.101	25.934 2:01.035	166,8	<u>16.205</u> 2:17.240
9	12:29:12	<u>32.757</u> <u>32.757</u>	<u>19.666</u> <u>52.423</u>	<u>39.631</u> <u>1:32.054</u>	25.758 <u>1:57.812</u>	194,7	16.597 2:14.409
10		33.363 33.363					-----

Mejor Sectores	FL - IP1	IP1 - IP2	IP2 - IP3	IP3 - IP4	IP4 - FL
	32.757	19.666	39.631	25.200	16.205

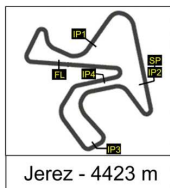


45

CIRCUITO DE JEREZ - CARDOSO SCHOOL
Sábado, 16 de Noviembre de 2019
ANÁLISIS - GRUPO ROJO - TANDA 2
45.- Andrius CELIUS - CARDOSO SCHOOL

Lap	Time	IP1	IP2	IP3	IP4	VMax	FL
1	12:09:23	39.007 39.007	19.542 58.549	41.819 1:40.368	26.399 2:06.767	192,1	15.377 2:22.144
2	12:11:35	32.854 32.854	19.895 52.749	39.463 1:32.212	24.565 1:56.777	205,4	15.203 2:11.980
3	12:13:47	34.895 34.895	20.106 55.001	38.656 1:33.657	23.565 1:57.222	210,8	<u>14.739</u> 2:11.961
4	12:15:54	32.339 32.339	18.671 51.010	37.612 1:28.622	23.520 1:52.142	212,7	14.833 2:06.975
5	12:18:01	32.884 32.884	17.854 50.738	37.617 1:28.355	23.516 1:51.871	216,5	15.190 2:07.061
6	12:20:05	31.044 31.044	18.168 49.212	<u>36.842</u> 1:26.054	23.543 1:49.597	215,5	15.051 2:04.648
7	12:22:16	31.643 31.643	17.984 49.627	41.955 1:31.582	23.970 1:55.552	213	14.973 2:10.525
8	12:24:20	31.106 31.106	<u>17.665</u> <u>48.771</u>	37.119 <u>1:25.890</u>	<u>23.196</u> <u>1:49.086</u>	213,9	14.772 2:03.858
9		<u>30.892</u> <u>30.892</u>	18.371 49.263	38.268 1:27.531	24.390 1:51.921	184	-----

Mejor Sectores	FL - IP1	IP1 - IP2	IP2 - IP3	IP3 - IP4	IP4 - FL
	30.892	17.665	36.842	23.196	14.739



46

CIRCUITO DE JEREZ - CARDOSO SCHOOL
Sábado, 16 de Noviembre de 2019
ANÁLISIS - GRUPO ROJO - TANDA 2
46.- Jordan CORBY - CARDOSO SCHOOL

Lap	Time	IP1	IP2	IP3	IP4	VMax	FL
1	12:09:14	49.063 49.063	22.639 1:11.702	47.125 1:58.827	28.170 2:26.997	163,6	17.564 2:44.561
2	12:11:45	38.338 38.338	21.534 59.872	45.730 1:45.602	27.881 2:13.483	185,7	17.367 2:30.850
3	12:14:16	37.876 37.876	21.517 59.393	46.276 1:45.669	27.944 2:13.613	174	17.741 2:31.354
4	12:16:46	37.879 37.879	21.609 59.488	45.686 1:45.174	27.473 2:12.647	169,5	17.081 2:29.728
5	12:19:11	36.163 36.163	20.784 56.947	44.403 1:41.350	<u>26.572</u> <u>2:07.922</u>	176,3	17.323 2:25.244
6	12:21:37	36.291 36.291	20.467 56.758	45.118 1:41.876	26.768 2:08.644	172,4	<u>16.792</u> 2:25.436
7	12:24:02	<u>35.953</u> <u>35.953</u>	20.546 <u>56.499</u>	<u>43.947</u> <u>1:40.446</u>	27.603 2:08.049	177,5	17.524 2:25.573
8	12:26:38	36.351 36.351	<u>20.461</u> 56.812	51.931 1:48.743	28.969 2:17.712	163,6	17.935 2:35.647
9	12:29:08	38.033 38.033	21.551 59.584	46.138 1:45.722	27.134 2:12.856	170,6	17.524 2:30.380
10		40.443 40.443					-----

Mejor Sectores	FL - IP1	IP1 - IP2	IP2 - IP3	IP3 - IP4	IP4 - FL
	35.953	20.461	43.947	26.572	16.792



48

CIRCUITO DE JEREZ - CARDOSO SCHOOL
Sábado, 16 de Noviembre de 2019
ANÁLISIS - GRUPO ROJO - TANDA 2
48.- Gerry FERGUSON - CARDOSO SCHOOL

Lap	Time	IP1	IP2	IP3	IP4	VMax	FL
1	12:10:08	43.249 43.249	22.979 1:06.228	50.890 1:57.118	29.049 2:26.167	160,9	18.390 2:44.557
2	12:12:40	38.812 38.812	21.452 1:00.264	46.156 1:46.420	27.523 2:13.943	165	17.700 2:31.643
3	12:15:07	37.477 37.477	21.387 58.864	43.773 1:42.637	27.383 2:10.020	177	17.567 2:27.587
4		36.238 36.238	21.005 57.243	43.593 1:40.836	29.329 2:10.165	166,1	-----

Mejor Sectores	FL - IP1	IP1 - IP2	IP2 - IP3	IP3 - IP4	IP4 - FL
	36.238	21.005	43.593	27.383	17.567

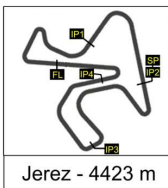


49

CIRCUITO DE JEREZ - CARDOSO SCHOOL
Sábado, 16 de Noviembre de 2019
ANÁLISIS - GRUPO ROJO - TANDA 2
49.- Fernando FIESTAS CORBELLINI - CARDOSO SCHOOL

Lap	Time	IP1	IP2	IP3	IP4	VMax	FL
1	12:09:05	46.943 46.943	23.780 1:10.723	44.659 1:55.382	27.738 2:23.120	146,7	17.496 2:40.616
2	12:11:25	35.217 35.217	19.963 55.180	41.310 1:36.490	25.552 2:02.042	197,4	18.141 2:20.183
3	12:13:39	<u>32.951</u> <u>32.951</u>	19.744 52.695	40.428 1:33.123	24.690 <u>1:57.813</u>	196,5	16.312 2:14.125
4	12:15:54	33.118 33.118	19.727 52.845	40.257 1:33.102	25.196 1:58.298	197,1	16.437 2:14.734
5	12:18:09	34.036 34.036	19.542 53.578	40.431 1:34.009	24.634 1:58.643	192,1	16.546 2:15.189
6	12:20:24	34.440 34.440	<u>19.244</u> 53.684	40.142 1:33.826	24.561 1:58.387	197,6	16.682 2:15.069
7	12:22:40	33.701 33.701	19.703 53.404	40.655 1:34.059	25.277 1:59.336	191,3	16.599 2:15.935
8	12:24:54	33.232 33.232	19.402 <u>52.634</u>	40.761 1:33.395	<u>24.441</u> 1:57.836	196,9	16.420 2:14.256
9	12:27:09	33.390 33.390	19.604 52.994	<u>39.883</u> <u>1:32.877</u>	25.477 1:58.354	197,4	16.661 2:15.015
10		33.204 33.204	20.369 53.573	43.797 1:37.370	29.666 2:07.036	181,3	-----

Mejor Sectores	FL - IP1	IP1 - IP2	IP2 - IP3	IP3 - IP4	IP4 - FL
	32.951	19.244	39.883	24.441	16.312



50

CIRCUITO DE JEREZ - CARDOSO SCHOOL
Sábado, 16 de Noviembre de 2019
ANÁLISIS - GRUPO ROJO - TANDA 2
50.- David GARCIA - CARDOSO SCHOOL

Lap	Time	IP1	IP2	IP3	IP4	VMax	FL
1	12:09:59	38.544 38.544	19.507 58.051	48.997 1:47.048	25.111 2:12.159	198,7	16.224 2:28.383
2	12:12:07	31.843 31.843	18.574 50.417	38.870 1:29.287	23.360 1:52.647	214,2	15.031 2:07.677
3	12:14:14	31.760 31.760	17.882 49.642	38.091 1:27.733	23.768 1:51.501	213,7	15.246 2:06.747
4	12:16:19	31.987 31.987	17.960 49.947	37.597 1:27.544	22.736 1:50.280	230,4	14.686 2:04.965
5	12:18:29	33.445 33.445	19.423 52.868	38.770 1:31.638	23.030 1:54.668	226,9	15.537 2:10.205
6	12:20:35	32.324 32.324	18.075 50.399	37.813 1:28.212	22.598 1:50.810	213,4	14.636 2:05.446
7	12:22:39	31.929 31.929	17.948 49.877	36.955 1:26.832	23.245 1:50.077	204,9	14.797 2:04.874
8	12:24:43	31.200 31.200	17.903 49.103	37.720 1:26.823	22.629 1:49.452	197	14.663 2:04.115
9	12:26:48	31.497 31.497	18.137 49.634	37.134 1:26.768	22.811 1:49.579	205,2	14.650 2:04.229
10	12:28:50	30.151 30.151	18.152 48.303	36.821 1:25.124	22.124 1:47.248	201,9	14.526 2:01.774
11		30.557 30.557	17.593 48.150			206	-----

Mejor Sectores	FL - IP1	IP1 - IP2	IP2 - IP3	IP3 - IP4	IP4 - FL
	30.151	17.593	36.821	22.124	14.526

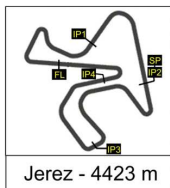


51

CIRCUITO DE JEREZ - CARDOSO SCHOOL
Sábado, 16 de Noviembre de 2019
ANÁLISIS - GRUPO ROJO - TANDA 2
51.- Orlando GARRO - CARDOSO SCHOOL

Lap	Time	IP1	IP2	IP3	IP4	VMax	FL
1	12:09:59	39.708 39.708	20.284 59.992	48.883 1:48.875	25.165 2:14.040	194	16.153 2:30.193
2	12:12:07	<u>31.927</u> <u>31.927</u>	18.622 50.549	38.799 1:29.348	23.282 1:52.630	222,1	15.003 2:07.633
3	12:14:14	31.954 31.954	17.849 49.803	38.018 1:27.821	23.804 1:51.625	220,1	15.180 2:06.805
4	12:16:19	32.138 32.138	17.590 49.728	37.756 1:27.484	22.828 1:50.312	228	14.766 2:05.078
5	12:18:29	33.440 33.440	19.484 52.924	38.674 1:31.598	22.996 1:54.594	225,3	15.476 2:10.070
6	12:20:34	32.450 32.450	18.063 50.513	37.838 1:28.351	<u>22.549</u> 1:50.900	215,7	14.685 2:05.585
7	12:22:41	33.040 33.040	<u>17.539</u> 50.579	37.790 1:28.369	23.114 1:51.483	218,7	14.659 2:06.142
8	12:24:48	33.027 33.027	18.745 51.772	<u>37.338</u> 1:29.110	23.804 1:52.914	225	<u>14.582</u> 2:07.496
9		33.342 33.342	19.950 53.292	38.680 1:31.972	25.084 1:57.056	230,4	-----

Mejor Sectores	FL - IP1	IP1 - IP2	IP2 - IP3	IP3 - IP4	IP4 - FL
	31.927	17.539	37.338	22.549	14.582

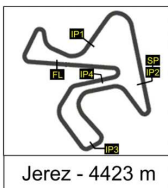


52

CIRCUITO DE JEREZ - CARDOSO SCHOOL
Sábado, 16 de Noviembre de 2019
ANÁLISIS - GRUPO ROJO - TANDA 2
52.- Alberto GRACIAN ALCAIDE - CARDOSO SCHOOL

Lap	Time	IP1	IP2	IP3	IP4	VMax	FL
1	12:09:04	46.898 46.898	23.776 1:10.674	44.721 1:55.395	27.566 2:22.961	146,2	17.832 2:40.793
2	12:11:23	32.959 32.959	19.411 52.370	40.680 1:33.050	28.756 2:01.806	193,4	16.895 2:18.701
3	12:13:34	31.920 31.920	19.070 50.990	40.089 1:31.079	24.427 1:55.506	200,9	15.859 2:11.365
4	12:15:47	32.504 32.504	19.240 51.744	40.255 1:31.999	24.717 1:56.716	197,7	15.714 2:12.430
5	12:17:55	31.411 31.411	19.122 50.533	37.671 1:28.204	24.153 1:52.357	196,3	<u>15.706</u> 2:08.063
6	12:20:04	31.664 31.664	18.612 50.276	38.872 1:29.148	23.904 1:53.052	198,3	15.842 2:08.894
7	12:22:13	31.868 31.868	<u>18.552</u> 50.420	39.463 1:29.883	23.362 1:53.245	201,4	15.919 2:09.164
8	12:24:19	31.432 31.432	18.652 50.084	37.235 1:27.319	23.081 1:50.400	196,5	15.759 2:06.159
9	12:26:25	<u>31.075</u> <u>31.075</u>	18.595 <u>49.670</u>	37.693 1:27.363	<u>22.969</u> <u>1:50.332</u>	196,8	15.757 2:06.089
10		31.369 31.369	18.711 50.080	<u>37.081</u> <u>1:27.161</u>	24.557 1:51.718	197,4	-----

Mejor Sectores	FL - IP1	IP1 - IP2	IP2 - IP3	IP3 - IP4	IP4 - FL
	31.075	18.552	37.081	22.969	15.706

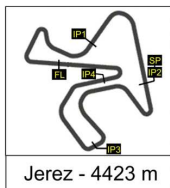


56

CIRCUITO DE JEREZ - CARDOSO SCHOOL
Sábado, 16 de Noviembre de 2019
ANÁLISIS - GRUPO ROJO - TANDA 2
56.- Jan KOKANIC - CARDOSO SCHOOL

Lap	Time	IP1	IP2	IP3	IP4	VMax	FL
1	12:09:05	46.276 46.276	22.108 1:08.384	45.022 1:53.406	26.980 2:20.386	168,3	16.241 2:36.627
2	12:11:21	35.387 35.387	19.146 54.533	39.809 1:34.342	25.581 1:59.923	223,9	15.603 2:15.526
3	12:13:34	33.178 33.178	18.993 52.171	40.286 1:32.457	24.874 1:57.331	208,1	15.527 2:12.858
4	12:15:46	32.818 32.818	18.907 51.725	40.665 1:32.390	25.191 1:57.581	196,4	15.052 2:12.633
5	12:17:54	31.167 31.167	18.417 49.584	38.612 1:28.196	24.476 1:52.672	229,4	15.216 2:07.888
6	12:20:00	31.130 31.130	18.258 49.388	38.090 1:27.478	23.653 1:51.131	223,4	14.871 2:06.002
7	12:22:06	32.033 32.033	18.112 50.145	37.484 1:27.629	23.451 1:51.080	226,9	14.699 2:05.779
8	12:24:11	30.750 30.750	18.005 48.755	37.985 1:26.740	23.530 1:50.270	233,3	14.882 2:05.152
9	12:26:16	<u>30.285</u> <u>30.285</u>	<u>17.963</u> <u>48.248</u>	38.405 1:26.653	23.964 1:50.617	213	14.858 2:05.475
10	12:28:20	30.679 30.679	17.969 48.648	<u>37.461</u> <u>1:26.109</u>	<u>23.081</u> <u>1:49.190</u>	238,3	<u>14.535</u> 2:03.725
11		31.557 31.557	18.354 49.911	39.607 1:29.518		223,1	-----

Mejor Sectores	FL - IP1	IP1 - IP2	IP2 - IP3	IP3 - IP4	IP4 - FL
	30.285	17.963	37.461	23.081	14.535

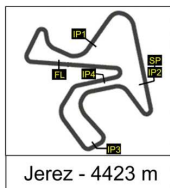


58

CIRCUITO DE JEREZ - CARDOSO SCHOOL
Sábado, 16 de Noviembre de 2019
ANÁLISIS - GRUPO ROJO - TANDA 2
58.- Juan LARRACOECHEA - CARDOSO SCHOOL

Lap	Time	IP1	IP2	IP3	IP4	VMax	FL
1	12:09:05	47.170 47.170	23.649 1:10.819	44.711 1:55.530	27.801 2:23.331	140,9	17.491 2:40.822
2	12:11:24	34.745 34.745	20.191 54.936	41.455 1:36.391	25.625 2:02.016	196,9	16.943 2:18.959
3	12:13:39	33.577 33.577	19.944 53.521	40.016 1:33.537	25.226 1:58.763	193	16.292 2:15.055
4	12:15:53	33.368 33.368	19.612 52.980	39.910 1:32.890	24.871 1:57.761	196,3	16.428 2:14.189
5	12:18:09	33.464 33.464	19.858 53.322	39.925 1:33.247	26.042 1:59.289	194,4	16.708 2:15.997
6	12:20:24	33.453 33.453	19.775 53.228	39.898 1:33.126	25.131 1:58.257	195,6	16.590 2:14.847
7	12:22:39	33.727 33.727	19.834 53.561	40.204 1:33.765	25.015 1:58.780	193,8	16.315 2:15.095
8	12:24:54	33.974 33.974	19.594 53.568	40.072 1:33.640	25.071 1:58.711	198,1	16.382 2:15.093
9	12:27:08	33.450 33.450	19.716 53.166	39.609 1:32.775	25.427 1:58.202	196,7	<u>16.250</u> 2:14.452
10	12:29:21	<u>32.726</u> <u>32.726</u>	<u>19.316</u> <u>52.042</u>	<u>39.590</u> <u>1:31.632</u>	<u>24.605</u> <u>1:56.237</u>	197,4	16.344 2:12.581
11							-----

Mejor Sectores	FL - IP1	IP1 - IP2	IP2 - IP3	IP3 - IP4	IP4 - FL
	32.726	19.316	39.590	24.605	16.250

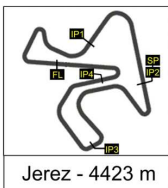


59

CIRCUITO DE JEREZ - CARDOSO SCHOOL
Sábado, 16 de Noviembre de 2019
ANÁLISIS - GRUPO ROJO - TANDA 2
59.- Ullar LIIV - CARDOSO SCHOOL

Lap	Time	IP1	IP2	IP3	IP4	VMax	FL
1	12:10:57	41.765 41.765	21.369 1:03.134	43.688 1:46.822	28.752 2:15.574	187,8	17.170 2:32.744
2	12:13:19	35.416 35.416	20.055 55.471	42.775 1:38.246	27.268 2:05.514	192,2	16.512 2:22.026
3	12:15:36	33.749 33.749	20.042 53.791	40.712 1:34.503	26.388 2:00.891	196,2	16.322 2:17.213
4	12:17:51	32.859 32.859	19.523 52.382	40.085 1:32.467	25.938 1:58.405	196,2	16.530 2:14.935
5	12:20:06	33.265 33.265	19.426 52.691	39.596 1:32.287	26.212 1:58.499	194,1	16.337 2:14.836
6		33.383 33.383	19.963 53.346	40.931 1:34.277	30.010 2:04.287	192,5	-----

Mejor Sectores	FL - IP1	IP1 - IP2	IP2 - IP3	IP3 - IP4	IP4 - FL
	32.859	19.426	39.596	25.938	16.322



60

CIRCUITO DE JEREZ - CARDOSO SCHOOL
Sábado, 16 de Noviembre de 2019
ANÁLISIS - GRUPO ROJO - TANDA 2
60.- Marcelino LOPEZ - CARDOSO SCHOOL

Lap	Time	IP1	IP2	IP3	IP4	VMax	FL
1	12:09:22	39.758 39.758	20.997 1:00.755	41.554 1:42.309	26.138 2:08.447	199	16.047 2:24.494
2	12:11:40	32.853 32.853	20.495 53.348	43.018 1:36.366	25.696 2:02.062	190,1	16.004 2:18.066
3	12:13:57	33.434 33.434	20.400 53.834	41.735 1:35.569	25.576 2:01.145	195,6	15.641 2:16.786
4	12:16:17	34.285 34.285	20.403 54.688	42.001 1:36.689	26.364 2:03.053	202,7	16.922 2:19.975
5	12:18:34	34.951 34.951	20.032 54.983	41.592 1:36.575	25.314 2:01.889	194,9	<u>15.603</u> 2:17.492
6	12:20:52	34.057 34.057	20.010 54.067	41.006 1:35.073	26.108 2:01.181	207,7	16.277 2:17.458
7	12:23:07	33.564 33.564	19.700 53.264	40.949 1:34.213	25.404 1:59.617	192,7	15.911 2:15.528
8	12:25:22	33.653 33.653	20.014 53.667	40.437 1:34.104	25.127 1:59.231	210,6	15.661 2:14.892
9	12:27:37	<u>32.784</u> <u>32.784</u>	20.254 <u>53.038</u>	40.208 1:33.246	<u>25.120</u> <u>1:58.366</u>	209,4	15.904 2:14.270
10		33.623 33.623	<u>19.630</u> 53.253	<u>39.980</u> <u>1:33.233</u>	28.514 2:01.747	213,2	-----

Mejor Sectores	FL - IP1	IP1 - IP2	IP2 - IP3	IP3 - IP4	IP4 - FL
	32.784	19.630	39.980	25.120	15.603

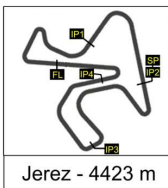


61

CIRCUITO DE JEREZ - CARDOSO SCHOOL
Sábado, 16 de Noviembre de 2019
ANÁLISIS - GRUPO ROJO - TANDA 2
61.- Thomas MONAGHAN - CARDOSO SCHOOL

Lap	Time	IP1	IP2	IP3	IP4	VMax	FL
1	12:10:08	36.801 36.801	20.242 57.043	43.525 1:40.568	29.213 2:09.781	180,5	17.105 2:26.886
2	12:12:37	37.519 37.519	21.437 58.956	46.160 1:45.116	27.121 2:12.237	140,8	17.044 2:29.281
3	12:15:05	35.701 35.701	20.847 56.548	45.919 1:42.467	26.650 2:09.117	177,8	18.424 2:27.541
4	12:17:25	35.376 35.376	20.551 55.927	42.747 1:38.674	25.655 2:04.329	160,8	15.756 2:20.085
5	12:19:37	32.586 32.586	19.193 51.779	39.449 1:31.228	25.427 1:56.655	194,2	15.365 2:12.020
6	12:21:51	32.806 32.806	20.065 52.871	40.273 1:33.144	25.517 1:58.661	188	15.452 2:14.112
7	12:24:05	32.722 32.722	18.916 51.638	40.385 1:32.023	25.973 1:57.996	203,4	15.495 2:13.491
8	12:26:18	34.382 34.382	18.688 53.070	39.773 1:32.843	26.047 1:58.890	198,9	14.889 2:13.779
9	12:28:31	32.722 32.722	19.540 52.262	39.907 1:32.169	24.948 1:57.117	196,1	15.285 2:12.401
10		32.649 32.649	19.982 52.631			176	-----

Mejor Sectores	FL - IP1	IP1 - IP2	IP2 - IP3	IP3 - IP4	IP4 - FL
	32.586	18.688	39.449	24.948	14.889

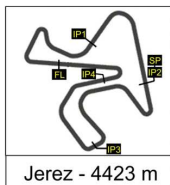


62

CIRCUITO DE JEREZ - CARDOSO SCHOOL
Sábado, 16 de Noviembre de 2019
ANÁLISIS - GRUPO ROJO - TANDA 2
62.- Juan MONTIEL LLABRES - CARDOSO SCHOOL

Lap	Time	IP1	IP2	IP3	IP4	VMax	FL
1	12:09:19	41.522 41.522	20.730 1:02.252	39.904 1:42.156	26.264 2:08.420	177,2	17.112 2:25.532
2	12:11:34	33.014 33.014	19.018 52.032	39.536 1:31.568	26.497 1:58.065	186,4	16.283 2:14.348
3	12:13:46	32.372 32.372	19.484 51.856	39.333 1:31.189	25.480 1:56.669	182,3	15.727 2:12.396
4	12:15:58	31.982 31.982	19.765 51.747	39.328 1:31.075	24.677 1:55.752	189,4	16.006 2:11.758
5	12:18:09	32.188 32.188	19.598 51.786	38.666 1:30.452	24.912 1:55.364	184	16.225 2:11.589
6	12:20:19	33.168 33.168	19.634 52.802	37.483 1:30.285	<u>23.892</u> 1:54.177	195,5	<u>15.612</u> 2:09.789
7	12:22:27	<u>30.882</u> <u>30.882</u>	<u>18.539</u> <u>49.421</u>	<u>37.449</u> <u>1:26.870</u>	24.475 <u>1:51.345</u>	194,1	16.105 2:07.450
8	12:24:36	31.665 31.665	19.268 50.933	38.222 1:29.155	24.070 1:53.225	193,7	15.883 2:09.107
9	12:26:45	31.573 31.573	18.684 50.257	38.256 1:28.513	24.349 1:52.862	191,4	16.014 2:08.876
10	12:28:54	31.722 31.722	19.088 50.810	38.437 1:29.247	24.309 1:53.556	192,4	16.140 2:09.695
11		32.072 32.072	19.488 51.560			185,1	-----

Mejor Sectores	FL - IP1	IP1 - IP2	IP2 - IP3	IP3 - IP4	IP4 - FL
	30.882	18.539	37.449	23.892	15.612

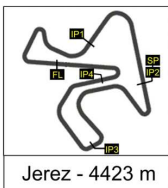


63

CIRCUITO DE JEREZ - CARDOSO SCHOOL
Sábado, 16 de Noviembre de 2019
ANÁLISIS - GRUPO ROJO - TANDA 2
63.- Gerardo J OVALLE FERNÁNDEZ - CARDOSO SCHOOL

Lap	Time	IP1	IP2	IP3	IP4	VMax	FL
1	12:09:04	46.174 46.174	22.234 1:08.408	45.169 1:53.577	27.357 2:20.934	161,2	16.166 2:37.100
2	12:11:21	34.555 34.555	19.694 54.249	40.261 1:34.510	25.846 2:00.356	204,4	15.747 2:16.103
3	12:13:33	32.956 32.956	19.174 52.130	39.916 1:32.046	25.019 1:57.065	208,8	15.729 2:12.794
4	12:15:47	32.684 32.684	19.055 51.739	40.618 1:32.357	25.193 1:57.550	197,7	15.831 2:13.381
5	12:18:01	34.668 34.668	19.275 53.943	39.808 1:33.751	24.488 1:58.239	210,2	15.901 2:14.140
6	12:20:14	33.130 33.130	19.049 52.179	39.655 1:31.834	25.138 1:56.972	207,7	15.908 2:12.880
7	12:22:26	33.110 33.110	19.105 52.215	<u>39.246</u> 1:31.461	24.997 1:56.458	206,6	16.071 2:12.529
8	12:24:42	32.783 32.783	19.681 52.464	40.766 1:33.230	25.673 1:58.903	200,7	16.634 2:15.537
9	12:26:53	33.016 33.016	19.217 52.233	39.457 1:31.690	<u>24.300</u> 1:55.990	184,9	<u>15.533</u> 2:11.523
10	12:29:08	<u>32.325</u> <u>32.325</u>	<u>19.003</u> <u>51.328</u>	40.218 1:31.546	27.123 1:58.669	186,5	16.423 2:15.092
11		32.930 32.930					-----

Mejor Sectores	FL - IP1	IP1 - IP2	IP2 - IP3	IP3 - IP4	IP4 - FL
	32.325	19.003	39.246	24.300	15.533

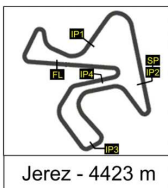


64

CIRCUITO DE JEREZ - CARDOSO SCHOOL
Sábado, 16 de Noviembre de 2019
ANÁLISIS - GRUPO ROJO - TANDA 2
64.- Pedro PONSETI ANTICH - CARDOSO SCHOOL

Lap	Time	IP1	IP2	IP3	IP4	VMax	FL
1	12:08:57	46.338 46.338	22.385 1:08.723	42.254 1:50.977	26.228 2:17.205	187,5	15.025 2:32.229
2	12:11:04	31.735 31.735	18.405 50.140	38.012 1:28.152	23.881 1:52.033	228,3	14.863 2:06.896
3	12:14:04	32.436 32.436	18.380 50.816	38.679 1:29.495	24.927 1:54.422	219,4	1:05.292 PIT EXIT
4	12:16:17	35.203 35.203	19.574 54.777	37.616 1:32.393	24.440 1:56.833	175,2	16.213 2:13.045
5	12:18:29	34.189 34.189	19.209 53.398	38.845 1:32.243	<u>23.510</u> 1:55.753	190,7	15.680 2:11.433
6	12:20:34	31.543 31.543	18.738 50.281	<u>37.045</u> 1:27.326	<u>23.510</u> 1:50.836	183,7	14.898 2:05.734
7	12:22:39	<u>30.323</u> <u>30.323</u>	18.121 <u>48.444</u>	37.474 <u>1:25.918</u>	24.044 <u>1:49.962</u>	208,7	15.137 2:05.098
8	12:24:48	32.889 32.889	18.259 51.148	37.835 1:28.983	24.440 1:53.423	211,9	<u>14.780</u> 2:08.202
9	12:27:01	31.751 31.751	<u>17.970</u> 49.721	38.606 1:28.327	29.844 1:58.171	221,5	14.998 2:13.169
10	12:29:11	31.103 31.103	19.715 50.818	38.453 1:29.271	24.553 1:53.824	175,2	16.393 2:10.216
11		33.752 33.752					-----

Mejor Sectores	FL - IP1	IP1 - IP2	IP2 - IP3	IP3 - IP4	IP4 - FL
	30.323	17.970	37.045	23.510	14.780

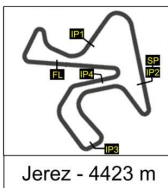


65

CIRCUITO DE JEREZ - CARDOSO SCHOOL
Sábado, 16 de Noviembre de 2019
ANÁLISIS - GRUPO ROJO - TANDA 2
65.- Carlos RODRÍGUEZ GONZÁLEZ - CARDOSO SCHOOL

Lap	Time	IP1	IP2	IP3	IP4	VMax	FL
1	12:09:09	46.117 46.117	22.809 1:08.926	46.861 1:55.787	28.072 2:23.859	161,2	17.395 2:41.254
2	12:11:34	36.782 36.782	20.964 57.746	43.426 1:41.172	26.926 2:08.098	200,2	16.713 2:24.811
3	12:13:56	35.045 35.045	20.621 55.666	42.495 1:38.161	26.164 2:04.325	207,1	17.467 2:21.792
4	12:16:16	34.549 34.549	20.434 54.983	41.848 1:36.831	26.731 2:03.562	204,7	16.265 2:19.827
5	12:18:34	34.785 34.785	20.471 55.256	41.663 1:36.919	25.305 2:02.224	201,6	16.137 2:18.361
6	12:20:50	33.679 33.679	20.154 53.833	40.439 1:34.272	25.239 1:59.511	208,1	16.247 2:15.758
7	12:23:08	34.155 34.155	19.866 54.021	41.337 1:35.358	25.670 2:01.028	206,1	16.874 2:17.902
8	12:25:24	34.196 34.196	<u>19.620</u> 53.816	40.852 1:34.668	25.103 1:59.771	204,7	16.028 2:15.799
9	12:27:38	<u>33.238</u> <u>33.238</u>	19.941 <u>53.179</u>	<u>40.147</u> <u>1:33.326</u>	<u>24.987</u> <u>1:58.313</u>	199,3	<u>15.736</u> 2:14.049
10		33.365 33.365	20.040 53.405	40.240 1:33.645	28.653 2:02.298	214	-----

Mejor Sectores	FL - IP1	IP1 - IP2	IP2 - IP3	IP3 - IP4	IP4 - FL
	33.238	19.620	40.147	24.987	15.736

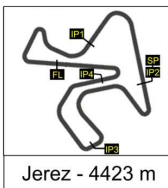


66

CIRCUITO DE JEREZ - CARDOSO SCHOOL
Sábado, 16 de Noviembre de 2019
ANÁLISIS - GRUPO ROJO - TANDA 2
66.- Tomas RODRÍGUEZ OTERO - CARDOSO SCHOOL

Lap	Time	IP1	IP2	IP3	IP4	VMax	FL
1	12:09:06	46.892 46.892	21.788 1:08.680	45.411 1:54.091	27.649 2:21.740	162,5	16.322 2:38.062
2	12:11:22	35.289 35.289	19.200 54.489	39.823 1:34.312	25.570 1:59.882	217,3	16.179 2:16.061
3	12:13:34	32.812 32.812	18.586 51.398	40.429 1:31.827	24.696 1:56.523	215,7	15.999 2:12.522
4	12:15:47	32.754 32.754	18.791 51.545	40.716 1:32.261	25.028 1:57.289	210,2	15.486 2:12.775
5	12:17:55	32.312 32.312	18.274 50.586	37.904 1:28.490	23.943 1:52.433	212,1	15.686 2:08.118
6	12:20:03	31.466 31.466	18.118 49.584	38.839 1:28.423	24.041 1:52.464	211,5	15.689 2:08.153
7	12:22:14	31.763 31.763	18.171 49.934	41.974 1:31.908	23.771 1:55.679	200,1	15.429 2:11.108
8	12:24:20	<u>31.167</u> <u>31.167</u>	<u>17.839</u> <u>49.006</u>	<u>37.281</u> <u>1:26.287</u>	<u>23.705</u> <u>1:49.992</u>	217,3	<u>15.378</u> 2:05.370
9		31.736 31.736	17.978 49.714	38.538 1:28.252	26.859 1:55.111	206,5	-----

Mejor Sectores	FL - IP1	IP1 - IP2	IP2 - IP3	IP3 - IP4	IP4 - FL
	31.167	17.839	37.281	23.705	15.378

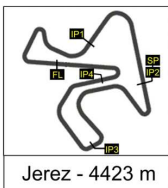


68

CIRCUITO DE JEREZ - CARDOSO SCHOOL
Sábado, 16 de Noviembre de 2019
ANÁLISIS - GRUPO ROJO - TANDA 2
68.- Lee ROGERS - CARDOSO SCHOOL

Lap	Time	IP1	IP2	IP3	IP4	VMax	FL
1	12:10:06	47.592 47.592	24.880 1:12.472	50.718 2:03.190	28.670 2:31.860	133,9	19.798 2:51.658
2	12:12:37	37.409 37.409	22.608 1:00.017	46.239 1:46.256	26.858 2:13.114	140,7	17.552 2:30.666
3	12:15:04	35.451 35.451	21.242 56.693	45.487 1:42.180	26.317 2:08.497	163,6	18.345 2:26.842
4	12:17:28	35.313 35.313	21.459 56.772	44.099 1:40.871	26.579 2:07.450	152,2	17.035 2:24.485
5	12:19:57	35.388 35.388	22.922 58.310	46.954 1:45.264	26.685 2:11.949	121,7	16.624 2:28.573
6	12:22:23	35.317 35.317	21.449 56.766	46.137 1:42.903	27.019 2:09.922	167,5	16.118 2:26.040
7	12:24:46	35.195 35.195	20.594 55.789	44.132 1:39.921	26.850 2:06.771	177,6	16.769 2:23.540
8	12:27:14	34.517 34.517	21.049 55.566	44.132 1:39.698	31.172 2:10.870	170,5	16.606 2:27.476
9		34.971 34.971	21.239 56.210	44.231 1:40.441	28.380 2:08.821	181,3	-----

Mejor Sectores	FL - IP1	IP1 - IP2	IP2 - IP3	IP3 - IP4	IP4 - FL
	34.517	20.594	44.099	26.317	16.118

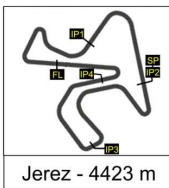


69

CIRCUITO DE JEREZ - CARDOSO SCHOOL
Sábado, 16 de Noviembre de 2019
ANÁLISIS - GRUPO ROJO - TANDA 2
69.- Udo SCHÄFER - CARDOSO SCHOOL

Lap	Time	IP1	IP2	IP3	IP4	VMax	FL
1	12:09:22	39.718 39.718	20.839 1:00.557	41.498 1:42.055	26.635 2:08.690	199,7	14.851 2:23.541
2	12:11:30	31.251 31.251	19.806 51.057	38.393 1:29.450	24.214 1:53.664	227,2	14.656 2:08.320
3	12:13:36	31.147 31.147	18.092 49.239	38.347 1:27.586	23.774 1:51.360	207,9	14.547 2:05.907
4	12:15:43	31.726 31.726	18.448 50.174	39.034 1:29.208	23.224 1:52.432	225,8	15.096 2:07.528
5	12:17:49	31.426 31.426	18.520 49.946	37.672 1:27.618	23.269 1:50.887	226,1	14.715 2:05.602
6	12:19:56	31.206 31.206	18.609 49.815	38.025 1:27.840	23.305 1:51.145	224,2	15.462 2:06.606
7	12:22:01	32.991 32.991	18.195 51.186	36.869 1:28.055	22.888 1:50.943	227,3	14.794 2:05.737
8	12:24:05	30.886 30.886	18.149 49.035	37.497 1:26.532	22.869 1:49.401	225,8	14.588 2:03.989
9	12:26:10	32.034 32.034	17.993 50.027	37.105 1:27.132	22.915 1:50.047	228,3	14.362 2:04.409
10	12:28:15	32.251 32.251	18.271 50.522	37.230 1:27.752	23.042 1:50.794	229,8	14.591 2:05.385
11		30.713 30.713	18.383 49.096	38.834 1:27.930		205,6	-----

Mejor Sectores	FL - IP1	IP1 - IP2	IP2 - IP3	IP3 - IP4	IP4 - FL
	30.713	17.993	36.869	22.869	14.362



70

CIRCUITO DE JEREZ - CARDOSO SCHOOL
Sábado, 16 de Noviembre de 2019
ANÁLISIS - GRUPO ROJO - TANDA 2
70.- Anthony SCULLY - CARDOSO SCHOOL

Lap	Time	IP1	IP2	IP3	IP4	VMax	FL
1	12:10:06	47.018 47.018	24.586 1:11.604	52.212 2:03.816	28.122 2:31.938	133,4	18.873 2:50.811
2	12:12:31	37.249 37.249	21.846 59.095	43.339 1:42.434	26.240 2:08.674	179,1	15.661 2:24.335
3	12:14:48	33.609 33.609	20.032 53.641	41.150 1:34.791	26.140 2:00.931	193,3	15.904 2:16.835
4	12:17:06	34.353 34.353	20.086 54.439	41.344 1:35.783	26.533 2:02.316	195,4	15.955 2:18.271
5	12:19:23	34.733 34.733	20.905 55.638	41.083 1:36.721	25.603 2:02.324	189,7	15.274 2:17.598
6	12:21:40	34.046 34.046	20.121 54.167	40.787 1:34.954	26.309 2:01.263	189,2	15.792 2:17.055
7	12:23:59	33.451 33.451	21.000 54.451	41.477 1:35.928	26.266 2:02.194	184,7	15.880 2:18.074
8	12:26:10	33.690 33.690	19.389 53.079	38.978 1:32.057	24.286 1:56.343	195,1	<u>14.948</u> 2:11.291
9	12:28:19	32.580 32.580	19.094 51.674	38.675 1:30.349	<u>23.972</u> 1:54.321	197,7	15.174 2:09.495
10		<u>31.560</u> <u>31.560</u>	<u>19.050</u> <u>50.610</u>	<u>38.218</u> <u>1:28.828</u>		201,5	-----

Mejor Sectores	FL - IP1	IP1 - IP2	IP2 - IP3	IP3 - IP4	IP4 - FL
	31.560	19.050	38.218	23.972	14.948



71

CIRCUITO DE JEREZ - CARDOSO SCHOOL
Sábado, 16 de Noviembre de 2019
ANÁLISIS - GRUPO ROJO - TANDA 2
71.- Graham SHEEHAN - CARDOSO SCHOOL

Lap	Time	IP1	IP2	IP3	IP4	VMax	FL
1	12:10:07	41.304 41.304	22.262 1:03.566	50.807 1:54.373	28.984 2:23.357	184,9	18.015 2:41.372
2	12:12:30	36.900 36.900	21.403 58.303	42.262 1:40.565	26.374 2:06.939	195,4	16.114 2:23.053
3	12:14:48	33.584 33.584	19.691 53.275	41.408 1:34.683	26.730 2:01.413	197,3	16.342 2:17.754
4	12:17:07	34.241 34.241	20.158 54.399	42.251 1:36.650	26.390 2:03.040	194	16.064 2:19.104
5	12:19:23	33.644 33.644	19.329 52.973	40.996 1:33.969	25.651 1:59.620	200,6	15.960 2:15.580
6	12:21:39	<u>32.961</u> <u>32.961</u>	19.712 <u>52.673</u>	40.939 1:33.612	<u>25.594</u> <u>1:59.206</u>	201,9	16.995 2:16.201
7		34.093 34.093	<u>19.263</u> 53.356	<u>39.855</u> <u>1:33.211</u>	26.997 2:00.208	205,2	-----

Mejor Sectores	FL - IP1	IP1 - IP2	IP2 - IP3	IP3 - IP4	IP4 - FL
	32.961	19.263	39.855	25.594	15.960

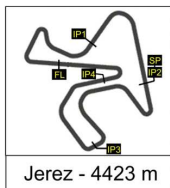


72

CIRCUITO DE JEREZ - CARDOSO SCHOOL
Sábado, 16 de Noviembre de 2019
ANÁLISIS - GRUPO ROJO - TANDA 2
72.- Krzysztof SIEWIERSKI - CARDOSO SCHOOL

Lap	Time	IP1	IP2	IP3	IP4	VMax	FL
1	12:09:24	38.841 38.841	19.948 58.789	41.183 1:39.972	26.794 2:06.766	200,5	15.726 2:22.492
2	12:11:41	32.581 32.581	19.607 52.188	42.629 1:34.817	26.150 2:00.967	204,2	15.614 2:16.581
3	12:13:56	33.158 33.158	19.096 52.254	40.156 1:32.410	26.459 1:58.869	195,3	16.109 2:14.978
4	12:16:06	31.844 31.844	19.199 51.043	38.921 1:29.964	24.855 1:54.819	201,6	15.508 2:10.327
5	12:18:16	31.897 31.897	19.336 51.233	38.584 1:29.817	24.689 1:54.506	199,7	15.595 2:10.101
6	12:20:25	<u>31.408</u> <u>31.408</u>	19.179 <u>50.587</u>	38.024 <u>1:28.611</u>	24.795 1:53.406	200,1	15.368 2:08.774
7	12:22:39	33.290 33.290	19.539 52.829	40.160 1:32.989	25.458 1:58.447	195,4	15.767 2:14.214
8	12:24:48	31.510 31.510	19.543 51.053	38.072 1:29.125	<u>24.184</u> <u>1:53.309</u>	193,8	<u>15.219</u> 2:08.528
9	12:26:58	33.282 33.282	<u>18.946</u> 52.228	38.199 1:30.427	24.759 1:55.186	195,8	15.534 2:10.720
10	12:29:08	32.535 32.535	19.464 51.999	<u>37.816</u> 1:29.815	24.466 1:54.281	207,3	15.979 2:10.260
11		32.985 32.985					-----

Mejor Sectores	FL - IP1	IP1 - IP2	IP2 - IP3	IP3 - IP4	IP4 - FL
	31.408	18.946	37.816	24.184	15.219

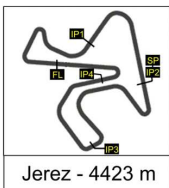


73

CIRCUITO DE JEREZ - CARDOSO SCHOOL
Sábado, 16 de Noviembre de 2019
ANÁLISIS - GRUPO ROJO - TANDA 2
73.- Carlos VALPARAISO SÁNCHEZ - CARDOSO SCHOOL

Lap	Time	IP1	IP2	IP3	IP4	VMax	FL
1	12:10:34	37.487 37.487	19.693 57.180	41.183 1:38.363	25.210 2:03.573	207,5	15.694 2:19.267
2	12:12:48	33.078 33.078	18.883 51.961	40.996 1:32.957	<u>24.444</u> 1:57.401	208,4	15.767 2:13.168
3	12:15:05	33.294 33.294	19.043 52.337	42.864 1:35.201	26.962 2:02.163	198,6	15.578 2:17.741
4	12:17:20	34.574 34.574	19.160 53.734	40.805 1:34.539	24.890 1:59.429	172,6	15.686 2:15.115
5	12:19:34	33.522 33.522	18.509 52.031	40.452 1:32.483	25.076 1:57.559	213,4	15.630 2:13.189
6	12:21:45	32.879 32.879	18.335 51.214	40.108 1:31.322	24.590 1:55.912	213,5	15.544 2:11.456
7	12:23:58	<u>32.293</u> <u>32.293</u>	18.674 50.967	40.897 1:31.864	25.033 1:56.897	198,1	15.604 2:12.501
8	12:26:08	32.718 32.718	<u>18.220</u> <u>50.938</u>	<u>39.708</u> <u>1:30.646</u>	24.649 <u>1:55.295</u>	213,6	<u>15.502</u> 2:10.797
9		32.990 32.990	19.499 52.489	42.700 1:35.189	29.673 2:04.862	162,4	-----

Mejor Sectores	FL - IP1	IP1 - IP2	IP2 - IP3	IP3 - IP4	IP4 - FL
	32.293	18.220	39.708	24.444	15.502

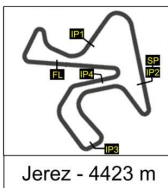


75

CIRCUITO DE JEREZ - CARDOSO SCHOOL
Sábado, 16 de Noviembre de 2019
ANÁLISIS - GRUPO ROJO - TANDA 2
75.- Juan Carlos POZO SALIDO - CARDOSO SCHOOL

Lap	Time	IP1	IP2	IP3	IP4	VMax	FL
1	12:09:18	39.317 39.317	20.712 1:00.029	40.181 1:40.210	24.908 2:05.118	196,5	15.874 2:20.992
2	12:11:29	33.460 33.460	18.751 52.211	39.471 1:31.682	23.829 1:55.511	204,7	15.695 2:11.205
3	12:16:53	31.281 31.281	18.128 49.409	40.424 1:29.833	25.831 1:55.664	208,5	3:27.938 PIT EXIT
4	12:19:10	37.241 37.241	19.252 56.493	38.931 1:35.424	25.723 2:01.147	203,3	16.177 2:17.324
5	12:21:17	32.082 32.082	18.129 50.211	37.361 1:27.572	23.802 1:51.374	209,2	15.421 2:06.795
6	12:23:21	<u>30.599</u> 30.599	18.105 48.704	<u>36.948</u> 1:25.652	23.077 1:48.729	210,5	15.752 2:04.481
7	12:25:26	31.024 31.024	<u>17.979</u> 49.003	37.173 1:26.176	<u>22.851</u> 1:49.027	211,3	<u>15.055</u> 2:04.082
8	12:27:37	31.761 31.761	19.126 50.887	39.598 1:30.485	25.363 1:55.848	202,6	15.816 2:11.664
9		33.565 33.565	19.538 53.103	40.142 1:33.245	28.663 2:01.908	203,7	-----

Mejor Sectores	FL - IP1	IP1 - IP2	IP2 - IP3	IP3 - IP4	IP4 - FL
	30.599	17.979	36.948	22.851	15.055

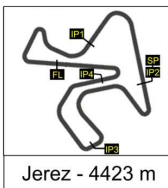


90

CIRCUITO DE JEREZ - CARDOSO SCHOOL
Sábado, 16 de Noviembre de 2019
ANÁLISIS - GRUPO ROJO - TANDA 2
90.- José Francisco FRANCO PÉREZ - CARDOSO SCHOOL

Lap	Time	IP1	IP2	IP3	IP4	VMax	FL
1	12:09:38	39.011 39.011	19.277 58.288	39.133 1:37.421	23.426 2:00.847	202,2	16.315 2:17.162
2	12:11:45	32.138 32.138	18.286 50.424	37.969 1:28.393	23.275 1:51.668	215,7	15.911 2:07.579
3	12:13:54	<u>31.476</u> <u>31.476</u>	17.988 49.464	38.658 1:28.122	25.027 1:53.149	220,4	15.681 2:08.830
4	12:16:01	31.560 31.560	18.067 49.627	38.326 1:27.953	22.914 1:50.867	216	15.756 2:06.622
5	12:18:09	31.535 31.535	18.133 49.668	38.837 1:28.505	24.017 1:52.522	220,4	15.867 2:08.388
6	12:20:17	33.313 33.313	<u>17.829</u> 51.142	38.235 1:29.377	23.050 1:52.427	222,3	<u>15.441</u> 2:07.867
7	12:22:25	<u>31.476</u> <u>31.476</u>	17.965 49.441	39.085 1:28.526	24.186 1:52.712	218	15.691 2:08.403
8	12:24:33	31.803 31.803	18.464 50.267	38.284 1:28.551	22.834 1:51.385	201,3	16.416 2:07.801
9	12:26:39	31.793 31.793	18.347 50.140	<u>37.586</u> <u>1:27.726</u>	<u>22.712</u> <u>1:50.438</u>	210,4	15.786 2:06.224
10	12:28:47	31.810 31.810	18.044 49.854	38.388 1:28.242	23.133 1:51.375	217,5	15.732 2:07.107
11		31.499 31.499	17.852 <u>49.351</u>			220	-----

Mejor Sectores	FL - IP1	IP1 - IP2	IP2 - IP3	IP3 - IP4	IP4 - FL
	31.476	17.829	37.586	22.712	15.441

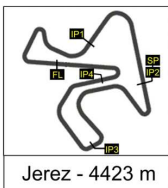


94

CIRCUITO DE JEREZ - CARDOSO SCHOOL
Sábado, 16 de Noviembre de 2019
ANÁLISIS - GRUPO ROJO - TANDA 2
94.- Kieran MOORE - CARDOSO SCHOOL

Lap	Time	IP1	IP2	IP3	IP4	VMax	FL
1	12:10:07	42.368 42.368	22.231 1:04.599	51.227 1:55.826	28.326 2:24.152	147,7	19.911 2:44.063
2	12:12:37	38.325 38.325	21.557 59.882	45.871 1:45.753	26.998 2:12.751	143,9	17.493 2:30.244
3	12:15:04	35.445 35.445	20.857 56.302	45.849 1:42.151	26.521 2:08.672	166,5	18.395 2:27.067
4	12:17:21	35.430 35.430	20.235 55.665	40.505 1:36.170	25.166 2:01.336	204,2	15.608 2:16.944
5	12:19:34	33.398 33.398	18.564 51.962	40.098 1:32.060	25.545 1:57.605	214,9	15.497 2:13.102
6	12:21:45	32.860 32.860	18.237 51.097	40.013 1:31.110	24.749 1:55.859	216,1	<u>15.162</u> 2:11.021
7	12:23:59	32.910 32.910	18.490 51.400	40.838 1:32.238	26.174 1:58.412	214,5	15.263 2:13.674
8	12:26:09	32.856 32.856	<u>18.213</u> 51.069	<u>38.897</u> 1:29.966	24.502 <u>1:54.468</u>	215,7	15.209 2:09.676
9	12:28:20	33.203 33.203	18.673 51.876	39.004 1:30.880	<u>24.461</u> 1:55.341	209,8	15.493 2:10.834
10		<u>32.131</u> <u>32.131</u>	18.385 <u>50.516</u>	38.951 <u>1:29.467</u>		214,9	-----

Mejor Sectores	FL - IP1	IP1 - IP2	IP2 - IP3	IP3 - IP4	IP4 - FL
	32.131	18.213	38.897	24.461	15.162



96

CIRCUITO DE JEREZ - CARDOSO SCHOOL
Sábado, 16 de Noviembre de 2019
ANÁLISIS - GRUPO ROJO - TANDA 2
96.- Fco Javier NOBREGA DOBLADO - CARDOSO SCHOOL

Lap	Time	IP1	IP2	IP3	IP4	VMax	FL
1	12:09:14	41.059 41.059	22.590 1:03.649	41.222 1:44.871	27.451 2:12.322	181,5	17.286 2:29.608
2	12:11:26	32.277 32.277	20.760 53.037	38.916 1:31.953	23.927 1:55.880	203,7	15.593 2:11.473
3	12:13:35	32.456 32.456	18.922 51.378	38.119 1:29.497	23.615 1:53.112	204,3	15.791 2:08.903
4	12:15:48	32.650 32.650	18.965 51.615	40.880 1:32.495	24.726 1:57.221	202,1	15.939 2:13.160
5	12:17:55	32.182 32.182	18.586 50.768	37.983 1:28.751	23.324 1:52.075	206,8	15.554 2:07.629
6	12:20:04	31.723 31.723	18.389 50.112	38.578 1:28.690	23.864 1:52.554	208,1	16.282 2:08.835
7	12:22:16	<u>31.525</u> <u>31.525</u>	18.384 <u>49.909</u>	42.321 1:32.230	23.814 1:56.044	207,6	15.713 2:11.756
8	12:24:22	31.748 31.748	<u>18.354</u> 50.102	<u>37.688</u> <u>1:27.790</u>	<u>23.104</u> <u>1:50.894</u>	207,5	15.435 2:06.329
9	12:26:31	31.556 31.556	18.549 50.105	38.980 1:29.085	24.083 1:53.168	207,7	15.923 2:09.091
10		31.789 31.789	18.854 50.643	38.092 1:28.735	23.774 1:52.509	205,6	-----

Mejor Sectores	FL - IP1	IP1 - IP2	IP2 - IP3	IP3 - IP4	IP4 - FL
	31.525	18.354	37.688	23.104	15.435



106

CIRCUITO DE JEREZ - CARDOSO SCHOOL
Sábado, 16 de Noviembre de 2019
ANÁLISIS - GRUPO ROJO - TANDA 2
106.- Eduardo VILLALBA GARCIA - CARDOSO SCHOOL

Lap	Time	IP1	IP2	IP3	IP4	VMax	FL
1	12:09:05	35.873 35.873	18.411 54.284	41.990 1:36.274	25.401 2:01.675	198,8	15.517 2:17.192
2	12:11:14	33.908 33.908	17.594 51.502	39.568 1:31.070	23.013 1:54.083	220,9	14.709 2:08.791
3	12:13:16	30.068 30.068	17.583 47.651	36.668 1:24.319	23.056 1:47.375	231,3	14.714 2:02.089
4	12:15:19	29.819 29.819	17.476 47.295	37.775 1:25.070	23.285 1:48.355	223,4	14.418 2:02.773
5	12:17:26	30.204 30.204	17.777 47.981	38.702 1:26.683	24.941 1:51.624	211,7	14.880 2:06.504
6	12:19:32	32.134 32.134	17.665 49.799	38.182 1:27.981	24.147 1:52.128	230,9	14.674 2:06.802
7	12:21:36	29.953 29.953	17.895 47.848	38.412 1:26.260	23.068 1:49.328	223,1	14.617 2:03.945
8	12:23:38	30.357 30.357	17.372 47.729	36.706 1:24.435	22.352 1:46.787	230,6	14.375 2:01.161
9	12:25:39	30.406 30.406	17.646 48.052	36.860 1:24.912	22.206 1:47.118	227,3	14.656 2:01.774
10	12:27:43	31.651 31.651	17.781 49.432	37.477 1:26.909	22.478 1:49.387	226,2	14.763 2:04.150
11		31.903 31.903	18.795 50.698	40.117 1:30.815	27.758 1:58.573	187	-----

Mejor Sectores	FL - IP1	IP1 - IP2	IP2 - IP3	IP3 - IP4	IP4 - FL
	29.819	17.372	36.668	22.206	14.375



114

CIRCUITO DE JEREZ - CARDOSO SCHOOL
Sábado, 16 de Noviembre de 2019
ANÁLISIS - GRUPO ROJO - TANDA 2
114.- Juan DIAZ MOLINA - CARDOSO SCHOOL

Lap	Time	IP1	IP2	IP3	IP4	VMax	FL
1	12:09:11	38.025 38.025	21.171 59.196	40.607 1:39.803	26.540 2:06.343	151,5	18.496 2:24.839
2	12:11:26	34.019 34.019	20.757 54.776	39.071 1:33.847	23.850 1:57.697	152,1	17.620 2:15.317
3	12:13:42	32.949 32.949	20.214 53.163	39.926 1:33.089	24.789 1:57.878	152,2	17.529 2:15.407
4	12:15:55	31.884 31.884	20.062 51.946	38.755 1:30.701	24.769 1:55.470	157,3	17.950 2:13.420
5	12:18:08	32.484 32.484	20.199 52.683	38.597 1:31.280	24.197 1:55.477	154,5	17.505 2:12.982
6	12:20:20	32.232 32.232	20.180 52.412	38.451 1:30.863	23.873 1:54.736	154,1	<u>17.424</u> 2:12.160
7	12:22:31	<u>31.494</u> 31.494	20.122 <u>51.616</u>	38.155 1:29.771	<u>23.414</u> 1:53.185	154	17.567 2:10.752
8	12:24:42	31.887 31.887	20.160 52.047	38.000 1:30.047	23.899 1:53.946	155,2	17.586 2:11.532
9	12:26:56	32.668 32.668	20.429 53.097	39.500 1:32.597	23.419 1:56.016	157,6	17.717 2:13.733
10	12:29:09	31.678 31.678	<u>20.038</u> 51.716	<u>37.982</u> 1:29.698	25.193 1:54.891	155,8	17.844 2:12.735
11		33.378 33.378					-----

Mejor Sectores	FL - IP1	IP1 - IP2	IP2 - IP3	IP3 - IP4	IP4 - FL
	31.494	20.038	37.982	23.414	17.424