

Jerez - 4423 m



2

CIRCUITO DE JEREZ - CARDOSO SCHOOL

Sábado, 16 de Noviembre de 2019

GRUPO ROJO - TANDA 1

CONDICIONES ATMOSFERICAS: **Soleado**

ESTADO DE LA PISTA: **Seca**

Ord.	#	Piloto	Licencia	Club	Marca	NV	VR	Tiempo	Gap	Intv	VMax
1	74	Adriano DONOSO RODRIG		CARDOSO SCHOOL		9	3	2:00.988	----	----	181,1
2	67	David RODRIGUEZ VILLAR		CARDOSO SCHOOL		8	6	2:02.706	1.717	1.717	204,4
3	53	Ricardo JIMENEZ PIRES		CARDOSO SCHOOL		7	6	2:05.171	4.182	2.465	218,7
4	43	Bailey ARGAN BOUHALLA		CARDOSO SCHOOL	*	10	10	2:05.561	4.572	0.390	226,3
5	41	Carlos ABESHERA		CARDOSO SCHOOL		10	8	2:05.925	4.936	0.364	231,6
6	51	Orlando GARRO		CARDOSO SCHOOL	*	9	9	2:07.860	6.871	1.935	224,2
7	66	Tomas RODRÍGUEZ OTER		CARDOSO SCHOOL		10	10	2:07.996	7.007	0.136	216,5
8	64	Pedro PONSETI ANTICH		CARDOSO SCHOOL		9	9	2:08.023	7.034	0.027	215,5
9	47	Ricardo DE PRO		CARDOSO SCHOOL		6	6	2:08.827	7.838	0.804	228,2
10	75	POZO		CARDOSO SCHOOL		7	6	2:09.218	8.230	0.392	209,3
11	50	David GARCIA		CARDOSO SCHOOL		9	9	2:09.725	8.736	0.506	207,5
12	69	Udo SCHÄFER		CARDOSO SCHOOL	*	7	7	2:09.775	8.786	0.050	211,1
13	52	Alberto GRACIAN ALCAIDE		CARDOSO SCHOOL		8	8	2:10.879	9.890	1.104	199,6
14	58	Juan LARRACOECHEA		CARDOSO SCHOOL		10	8	2:11.479	10.490	0.600	199,4
15	62	Juan MONTIEL LLABRES		CARDOSO SCHOOL		10	10	2:11.523	10.534	0.044	196,3
16	42	Miguel ALBERTOS CABAÑA		CARDOSO SCHOOL		7	7	2:12.289	11.300	0.766	189,2
17	45	Andrius CELIUS		CARDOSO SCHOOL		8	8	2:12.371	11.382	0.082	211,9
18	56	Jan KOKANIC		CARDOSO SCHOOL		8	8	2:13.263	12.274	0.892	221,1
19	59	Ullar LIIV		CARDOSO SCHOOL		8	8	2:14.497	13.508	1.234	197,3
20	63	Gerardo J OVALLE FERNÁ		CARDOSO SCHOOL		9	7	2:15.264	14.275	0.767	205,2
21	49	Fernando FIESTAS CORBE		CARDOSO SCHOOL		10	5	2:15.702	14.714	0.439	194,7
22	9	Juan Jose ESPERILLA FER		CARDOSO SCHOOL		2	2	2:17.024	16.035	1.321	225,4
23	73	Carlos VALPARAISO SÁNC		CARDOSO SCHOOL		5	5	2:18.295	17.306	1.271	208,9
24	72	Krzysztof SIEWIERSKI		CARDOSO SCHOOL		8	8	2:19.471	18.482	1.176	179,5
25	54	Denis KENNEDY		CARDOSO SCHOOL		8	8	2:19.892	18.903	0.421	207,2
26	71	Graham SHEEHAN		CARDOSO SCHOOL		4	4	2:20.205	19.216	0.313	188,3
27	70	Anthony SCULLY		CARDOSO SCHOOL		8	8	2:20.262	19.274	0.058	195,7
28	65	Carlos RODRÍGUEZ GONZ		CARDOSO SCHOOL		9	9	2:20.723	19.735	0.461	208,1
29	44	Damien CARSON		CARDOSO SCHOOL		8	8	2:21.222	20.233	0.498	193,7
30	61	Thomas MONAGHAN		CARDOSO SCHOOL		8	8	2:22.283	21.294	1.061	181,3
31	60	Marcelino LOPEZ		CARDOSO SCHOOL		8	6	2:23.183	22.194	0.900	190,4
32	48	Gerry FERGUSON		CARDOSO SCHOOL		7	6	2:28.851	27.862	5.668	175,0
33	68	Lee ROGERS		CARDOSO SCHOOL		7	7	2:28.940	27.951	0.089	188,2
34	46	Jordan CORBY		CARDOSO SCHOOL		8	8	2:29.034	28.045	0.094	189,9
35	55	Johnny KEOGH		CARDOSO SCHOOL		7	5	2:30.321	29.332	1.287	212,6

Circuito de Jerez, 16 DE NOVIEMBRE DE 2019

Hora:	Hora:	RESULTADOS PUBLICADOS A LAS 10:56 HORAS
-------	-------	---





9

CIRCUITO DE JEREZ - CARDOSO SCHOOL
Sábado, 16 de Noviembre de 2019
ANÁLISIS - GRUPO ROJO - TANDA 1
9.- Juan Jose ESPERILLA FERNANDEZ - CARDOSO SCHOOL

Lap	Time	IP1	IP2	IP3	IP4	VMax	FL
1	10:42:11	1:01.514 1:01.514	19.810 1:21.324	43.682 2:05.006	<u>25.214</u> 2:30.220	216,3	16.004 2:46.224
2	10:44:28	34.509 34.509	19.518 54.027	41.283 1:35.310	26.035 2:01.345	225,4	<u>15.679</u> 2:17.024
3		<u>34.312</u> <u>34.312</u>	<u>18.102</u> <u>52.414</u>	<u>40.446</u> <u>1:32.860</u>	27.774 <u>2:00.634</u>	223,8	-----

Mejor Sectores	FL - IP1	IP1 - IP2	IP2 - IP3	IP3 - IP4	IP4 - FL
	34.312	18.102	40.446	25.214	15.679



41

CIRCUITO DE JEREZ - CARDOSO SCHOOL
Sábado, 16 de Noviembre de 2019
ANÁLISIS - GRUPO ROJO - TANDA 1
41.- Carlos ABESHERA - CARDOSO SCHOOL

Lap	Time	IP1	IP2	IP3	IP4	VMax	FL
1	10:28:03	43.046 43.046	22.146 1:05.192	43.580 1:48.772	26.247 2:15.019	170,1	17.962 2:32.981
2	10:30:16	32.384 32.384	19.305 51.689	40.991 1:32.680	24.347 1:57.027	180,9	16.222 2:13.249
3	10:32:23	32.821 32.821	17.852 50.673	37.982 1:28.655	23.115 1:51.770	231,6	15.120 2:06.890
4	10:34:51	31.701 31.701	20.729 52.430	54.634 1:47.064	24.327 2:11.391	113,4	15.762 2:27.153
5	10:37:35	33.219 33.219	19.941 53.160	45.463 1:38.623	36.061 2:14.684	166,3	29.627 PIT EXIT
6	10:39:53	37.353 37.353	18.254 55.607	42.847 1:38.454	24.913 2:03.367	211,4	15.081 2:18.448
7	10:42:04	32.682 32.682	18.481 51.163	39.593 1:30.756	24.798 1:55.554	222,9	15.467 2:11.021
8	10:44:010	31.566 31.566	18.009 49.575	37.812 1:27.387	23.434 1:50.821	219,3	15.104 2:05.925
9	10:46:16	31.773 31.773	17.976 49.749	38.096 1:27.845	23.351 1:51.196	213,4	14.909 2:06.104
10	10:48:23	32.129 32.129	18.070 50.199	37.919 1:28.118	23.513 1:51.631	216,9	15.137 2:06.768
11		31.227 31.227	17.765 48.992	37.356 1:26.348		225,9	-----

Mejor Sectores	FL - IP1	IP1 - IP2	IP2 - IP3	IP3 - IP4	IP4 - FL
	31.227	17.765	37.356	23.115	14.909



42

CIRCUITO DE JEREZ - CARDOSO SCHOOL
Sábado, 16 de Noviembre de 2019
ANÁLISIS - GRUPO ROJO - TANDA 1
42.- Miguel ALBERTOS CABAÑAS - CARDOSO SCHOOL

Lap	Time	IP1	IP2	IP3	IP4	VMax	FL
1	10:31:16	50.577 50.577	22.475 1:13.052	46.338 1:59.390	27.396 2:26.786	172,6	17.957 2:44.743
2	10:33:37	34.666 34.666	21.046 55.712	42.278 1:37.990	25.371 2:03.361	179	17.383 2:20.744
3	10:35:54	33.489 33.489	20.532 54.021	40.854 1:34.875	24.868 1:59.743	184,2	17.140 2:16.883
4	10:38:11	34.652 34.652	19.955 54.607	41.425 1:36.032	24.888 2:00.920	189	16.690 2:17.610
5	10:43:35	33.021 33.021	20.262 53.283	40.160 1:33.443	25.426 1:58.869	186,1	3:25.092 PIT EXIT
6	10:46:12	53.023 53.023	20.062 1:13.085	40.081 1:53.166	26.440 2:19.606	186	16.591 2:36.197
7	10:48:24	32.719 32.719	19.787 52.506	<u>39.270</u> <u>1:31.776</u>	<u>23.927</u> <u>1:55.703</u>	188,7	<u>16.586</u> 2:12.289
8		<u>32.516</u> <u>32.516</u>	<u>19.779</u> <u>52.295</u>	40.271 1:32.566		189,2	-----

Mejor Sectores	FL - IP1	IP1 - IP2	IP2 - IP3	IP3 - IP4	IP4 - FL
	32.516	19.779	39.270	23.927	16.586

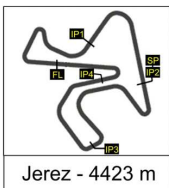


43

CIRCUITO DE JEREZ - CARDOSO SCHOOL
Sábado, 16 de Noviembre de 2019
ANÁLISIS - GRUPO ROJO - TANDA 1
43.- Bailey ARGAN BOUHALLA - CARDOSO SCHOOL

Lap	Time	IP1	IP2	IP3	IP4	VMax	FL
1	10:28:39	48.487 48.487	25.237 1:13.724	42.461 1:56.185	26.612 2:22.797	202	16.647 2:39.444
2	10:30:56	35.994 35.994	20.205 56.199	40.224 1:36.423	24.927 2:01.350	218	15.624 2:16.974
3	10:33:010	33.419 33.419	18.923 52.342	41.499 1:33.841	25.195 1:59.036	215,5	15.114 2:14.150
4	10:35:19	32.368 32.368	18.674 51.042	38.475 1:29.517	24.483 1:54.000	222,5	15.315 2:09.315
5	10:37:27	31.619 31.619	18.230 49.849	38.502 1:28.351	24.099 1:52.450	220,7	14.968 2:07.418
6	10:40:20	31.709 31.709	18.063 49.772	41.199 1:30.971	28.980 1:59.951	208	53.604 PIT EXIT
7	10:42:29	34.710 34.710	18.215 52.925	37.805 1:30.730	<u>23.557</u> 1:54.287	224,6	<u>14.744</u> 2:09.031
8	10:44:37	31.748 31.748	17.905 49.653	38.336 1:27.989	24.669 1:52.658	217,1	15.151 2:07.809
9	10:46:47	<u>30.648</u> <u>30.648</u>	19.401 50.049	40.871 1:30.920	23.948 1:54.868	222	15.129 2:09.996
10	10:48:53	30.670 30.670	<u>17.603</u> <u>48.273</u>	<u>37.044</u> <u>1:25.317</u>	25.031 <u>1:50.348</u>	226,3	15.213 2:05.561
11		31.186 31.186	18.495 49.681			220,1	-----

Mejor Sectores	FL - IP1	IP1 - IP2	IP2 - IP3	IP3 - IP4	IP4 - FL
	30.648	17.603	37.044	23.557	14.744

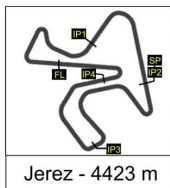


44

CIRCUITO DE JEREZ - CARDOSO SCHOOL
Sábado, 16 de Noviembre de 2019
ANÁLISIS - GRUPO ROJO - TANDA 1
44.- Damien CARSON - CARDOSO SCHOOL

Lap	Time	IP1	IP2	IP3	IP4	VMax	FL
1	10:31:57	56.069 56.069	26.494 1:22.563	55.730 2:18.293	33.541 2:51.834	140,5	19.162 3:10.996
2	10:34:37	40.761 40.761	23.264 1:04.025	48.010 1:52.035	30.915 2:22.950	189	17.444 2:40.393
3	10:37:12	39.620 39.620	23.356 1:02.976	46.732 1:49.708	28.618 2:18.326	191,7	16.790 2:35.116
4	10:39:41	35.731 35.731	21.661 57.392	45.621 1:43.013	28.912 2:11.925	190,9	17.202 2:29.127
5	10:42:08	36.733 36.733	21.359 58.092	43.324 1:41.416	28.067 2:09.483	191,1	17.442 2:26.925
6	10:44:32	36.766 36.766	21.384 58.150	<u>42.003</u> 1:40.153	27.337 2:07.490	193,7	<u>16.479</u> 2:23.969
7	10:46:55	34.334 34.334	21.249 55.583	44.023 1:39.606	<u>26.472</u> 2:06.078	185,7	16.595 2:22.673
8	10:49:16	<u>34.032</u> <u>34.032</u>	<u>20.468</u> <u>54.500</u>	42.314 <u>1:36.814</u>	26.768 <u>2:03.582</u>	164,8	17.640 2:21.222
9		34.725 34.725					-----

Mejor Sectores	FL - IP1	IP1 - IP2	IP2 - IP3	IP3 - IP4	IP4 - FL
	34.032	20.468	42.003	26.472	16.479

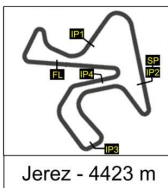


45

CIRCUITO DE JEREZ - CARDOSO SCHOOL
Sábado, 16 de Noviembre de 2019
ANÁLISIS - GRUPO ROJO - TANDA 1
45.- Andrius CELIUS - CARDOSO SCHOOL

Lap	Time	IP1	IP2	IP3	IP4	VMax	FL
1	10:31:49	57.172 57.172	29.466 1:26.638	53.608 2:20.246	31.693 2:51.939	98,5	20.554 3:12.493
2	10:34:31	38.682 38.682	23.629 1:02.311	48.302 1:50.613	29.462 2:20.075	121,6	21.372 2:41.447
3	10:37:04	38.091 38.091	22.119 1:00.210	44.312 1:44.522	27.328 2:11.850	165,1	21.122 2:32.972
4	10:39:36	36.662 36.662	23.105 59.767	46.162 1:45.929	27.572 2:13.501	128	18.743 2:32.244
5	10:42:07	36.323 36.323	21.403 57.726	44.533 1:42.259	26.893 2:09.152	140,6	21.644 2:30.796
6	10:44:26	34.981 34.981	20.936 55.917	42.504 1:38.421	25.149 2:03.570	184,9	15.516 2:19.086
7	10:46:40	32.842 32.842	20.063 52.905	39.883 1:32.788	25.632 1:58.420	193,1	15.587 2:14.007
8	10:48:52	33.720 33.720	20.425 54.145	<u>38.174</u> <u>1:32.319</u>	<u>24.851</u> <u>1:57.170</u>	211,9	<u>15.201</u> 2:12.371
9		<u>32.571</u> <u>32.571</u>	<u>19.321</u> <u>51.892</u>			195,7	-----

Mejor Sectores	FL - IP1	IP1 - IP2	IP2 - IP3	IP3 - IP4	IP4 - FL
	32.571	19.321	38.174	24.851	15.201

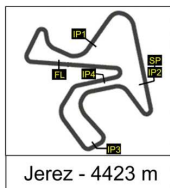


46

CIRCUITO DE JEREZ - CARDOSO SCHOOL
Sábado, 16 de Noviembre de 2019
ANÁLISIS - GRUPO ROJO - TANDA 1
46.- Jordan CORBY - CARDOSO SCHOOL

Lap	Time	IP1	IP2	IP3	IP4	VMax	FL
1	10:30:30	52.885 52.885	26.578 1:19.463	54.794 2:14.257	31.436 2:45.693	132,9	19.224 3:04.917
2	10:33:14	41.432 41.432	23.824 1:05.256	49.889 1:55.145	30.618 2:25.763	158,1	18.327 2:44.090
3	10:35:53	39.893 39.893	22.388 1:02.281	48.448 1:50.729	30.263 2:20.992	167,1	18.337 2:39.329
4	10:38:32	39.160 39.160	22.690 1:01.850	49.000 1:50.850	29.637 2:20.487	168,6	18.292 2:38.778
5	10:41:06	38.948 38.948	22.104 1:01.052	46.452 1:47.504	28.431 2:15.935	175,3	17.647 2:33.582
6	10:43:41	38.483 38.483	22.838 1:01.321	46.967 1:48.288	29.257 2:17.545	172,4	17.992 2:35.537
7	10:46:12	37.907 37.907	21.650 59.557	46.442 1:45.999	28.122 2:14.121	170,3	<u>17.161</u> 2:31.282
8	10:48:41	<u>36.970</u> 36.970	<u>21.291</u> 58.261	<u>45.625</u> 1:43.886	<u>27.835</u> 2:11.721	189,9	17.313 2:29.034
9		37.219 37.219	21.961 59.180			177,1	-----

Mejor Sectores	FL - IP1	IP1 - IP2	IP2 - IP3	IP3 - IP4	IP4 - FL
	36.970	21.291	45.625	27.835	17.161



47

CIRCUITO DE JEREZ - CARDOSO SCHOOL
Sábado, 16 de Noviembre de 2019
ANÁLISIS - GRUPO ROJO - TANDA 1
47.- Ricardo DE PRO - CARDOSO SCHOOL

Lap	Time	IP1	IP2	IP3	IP4	VMax	FL
1	10:35:08	56.069 56.069	24.603 1:20.672	48.470 2:09.142	32.024 2:41.166	153,7	3:56.323 PIT EXIT
2	10:39:31	50.924 50.924	22.136 1:13.060	46.365 1:59.425	30.765 2:30.190	160,7	1:52.247 PIT EXIT
3	10:42:13	54.387 54.387	20.445 1:14.832	45.086 1:59.918	26.216 2:26.134	194,5	16.764 2:42.898
4	10:44:33	36.443 36.443	20.718 57.161	40.647 1:37.808	25.061 2:02.869	204,6	16.323 2:19.192
5	10:46:51	34.611 34.611	19.194 53.805	43.320 1:37.125	25.669 2:02.794	211,3	15.671 2:18.465
6	10:48:60	<u>33.447</u> <u>33.447</u>	<u>17.755</u> <u>51.202</u>	<u>38.373</u> <u>1:29.575</u>	<u>23.733</u> <u>1:53.308</u>	225,3	<u>15.519</u> 2:08.827
7		34.623 34.623	17.962 52.585			228,2	-----

Mejor Sectores	FL - IP1	IP1 - IP2	IP2 - IP3	IP3 - IP4	IP4 - FL
	33.447	17.755	38.373	23.733	15.519



48

CIRCUITO DE JEREZ - CARDOSO SCHOOL
Sábado, 16 de Noviembre de 2019
ANÁLISIS - GRUPO ROJO - TANDA 1
48.- Gerry FERGUSON - CARDOSO SCHOOL

Lap	Time	IP1	IP2	IP3	IP4	VMax	FL
1	10:31:56	59.556 59.556	26.055 1:25.611	56.076 2:21.687	33.255 2:54.942	141,9	19.221 3:14.163
2	10:34:37	40.546 40.546	22.946 1:03.492	48.712 1:52.204	30.662 2:22.866	174,7	18.040 2:40.906
3	10:37:14	39.639 39.639	23.670 1:03.309	47.667 1:50.976	29.027 2:20.003	173,9	17.073 2:37.076
4	10:39:46	37.685 37.685	22.108 59.793	45.738 1:45.531	28.561 2:14.092	175	17.474 2:31.566
5	10:42:17	37.499 37.499	21.711 59.210	45.558 1:44.768	28.589 2:13.357	165,9	17.967 2:31.324
6	10:44:46	36.535 36.535	21.935 58.470	44.199 1:42.669	28.567 2:11.236	168,5	17.615 2:28.851
7	10:47:15	36.927 36.927	21.850 58.777	44.940 1:43.717	27.722 2:11.439	169,4	18.082 2:29.521
8		37.967 37.967	22.291 1:00.258	45.953 1:46.211	32.324 2:18.535	161,8	-----

Mejor Sectores	FL - IP1	IP1 - IP2	IP2 - IP3	IP3 - IP4	IP4 - FL
	36.535	21.711	44.199	27.722	17.073



49

CIRCUITO DE JEREZ - CARDOSO SCHOOL
Sábado, 16 de Noviembre de 2019
ANÁLISIS - GRUPO ROJO - TANDA 1
49.- Fernando FIESTAS CORBELLINI - CARDOSO SCHOOL

Lap	Time	IP1	IP2	IP3	IP4	VMax	FL
1	10:28:08	43.442 43.442	21.833 1:05.275	44.944 1:50.219	27.076 2:17.295	166,3	17.870 2:35.165
2	10:30:29	35.100 35.100	20.495 55.595	42.414 1:38.009	25.687 2:03.696	186,4	17.364 2:21.060
3	10:32:47	34.507 34.507	20.068 54.575	41.482 1:36.057	25.055 2:01.112	192,3	16.558 2:17.670
4	10:35:05	34.069 34.069	19.934 54.003	41.332 1:35.335	25.771 2:01.106	192,7	16.722 2:17.828
5	10:37:20	33.485 33.485	19.598 53.083	41.447 1:34.530	<u>24.748</u> <u>1:59.278</u>	193,5	16.425 2:15.702
6	10:39:42	33.637 33.637	20.257 53.894	43.271 1:37.165	27.452 2:04.617	182,1	16.795 2:21.412
7	10:42:06	35.678 35.678	20.437 56.115	43.506 1:39.621	26.964 2:06.585	194,5	18.189 2:24.774
8	10:44:24	34.335 34.335	20.012 54.347	41.319 1:35.666	25.491 2:01.157	193,4	16.635 2:17.792
9	10:46:40	<u>33.332</u> <u>33.332</u>	<u>19.580</u> <u>52.912</u>	<u>40.796</u> <u>1:33.708</u>	25.583 1:59.291	193,1	16.748 2:16.039
10	10:48:58	33.702 33.702	20.749 54.451	41.926 1:36.377	25.028 2:01.405	194,7	16.725 2:18.130
11		36.024 36.024	20.490 56.514			161,2	-----

Mejor Sectores	FL - IP1	IP1 - IP2	IP2 - IP3	IP3 - IP4	IP4 - FL
	33.332	19.580	40.796	24.748	16.425



50

CIRCUITO DE JEREZ - CARDOSO SCHOOL
Sábado, 16 de Noviembre de 2019
ANÁLISIS - GRUPO ROJO - TANDA 1
50.- David GARCIA - CARDOSO SCHOOL

Lap	Time	IP1	IP2	IP3	IP4	VMax	FL
1	10:29:33	45.899 45.899	21.746 1:07.645	46.113 1:53.758	26.597 2:20.355	193,8	16.244 2:36.599
2	10:31:55	34.368 34.368	19.709 54.077	42.232 1:36.309	27.817 2:04.126	197,9	17.225 2:21.350
3	10:34:14	37.487 37.487	19.522 57.009	41.751 1:38.760	25.036 2:03.796	177,1	15.390 2:19.185
4	10:36:31	33.465 33.465	19.960 53.425	42.229 1:35.654	25.393 2:01.047	189,9	15.748 2:16.795
5	10:38:44	33.697 33.697	19.254 52.951	40.843 1:33.794	24.448 1:58.242	192,3	15.238 2:13.480
6	10:40:56	<u>32.470</u> <u>32.470</u>	18.760 51.230	41.252 1:32.482	24.027 1:56.509	191,5	15.202 2:11.711
7	10:43:11	33.525 33.525	18.902 52.427	42.455 1:34.882	24.899 1:59.781	191	15.406 2:15.187
8	10:45:25	34.653 34.653	18.509 53.162	40.884 1:34.046	24.256 1:58.302	207,5	15.189 2:13.491
9	10:47:34	32.804 32.804	18.653 51.457	<u>39.793</u> 1:31.250	<u>23.655</u> <u>1:54.905</u>	188,8	<u>14.820</u> 2:09.725
10		32.570 32.570	<u>18.310</u> <u>50.880</u>	40.189 <u>1:31.069</u>	33.512 2:04.581	198,7	-----

Mejor Sectores	FL - IP1	IP1 - IP2	IP2 - IP3	IP3 - IP4	IP4 - FL
	32.470	18.310	39.793	23.655	14.820

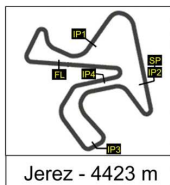


51

CIRCUITO DE JEREZ - CARDOSO SCHOOL
Sábado, 16 de Noviembre de 2019
ANÁLISIS - GRUPO ROJO - TANDA 1
51.- Orlando GARRO - CARDOSO SCHOOL

Lap	Time	IP1	IP2	IP3	IP4	VMax	FL
1	10:29:35	43.008 43.008	20.525 1:03.533	45.631 1:49.164	27.273 2:16.437	209,3	16.594 2:33.031
2	10:31:57	35.102 35.102	19.486 54.588	42.924 1:37.512	26.654 2:04.166	212,5	17.055 2:21.221
3	10:34:34	40.598 40.598	22.712 1:03.310	48.014 1:51.324	29.771 2:21.095	180,7	16.745 2:37.840
4	10:37:06	38.707 38.707	21.810 1:00.517	45.920 1:46.437	28.308 2:14.745	204,8	17.084 2:31.829
5	10:39:27	37.108 37.108	20.681 57.789	40.680 1:38.469	26.753 2:05.222	183,9	15.679 2:20.901
6	10:41:40	33.760 33.760	18.531 52.291	40.100 1:32.391	25.364 1:57.755	212,3	15.544 2:13.299
7	10:43:51	33.543 33.543	18.639 52.182	39.631 1:31.813	23.661 1:55.474	205,6	15.277 2:10.751
8	10:46:02	32.814 32.814	18.478 51.292	39.619 1:30.911	24.080 1:54.991	206,6	15.563 2:10.554
9	10:48:010	<u>32.346</u> <u>32.346</u>	<u>17.993</u> <u>50.339</u>	<u>38.767</u> <u>1:29.106</u>	<u>23.498</u> <u>1:52.604</u>	224,2	15.256 2:07.860
10		34.065 34.065	20.637 54.702	43.606 1:38.308		168,7	-----

Mejor Sectores	FL - IP1	IP1 - IP2	IP2 - IP3	IP3 - IP4	IP4 - FL
	32.346	17.993	38.767	23.498	15.256

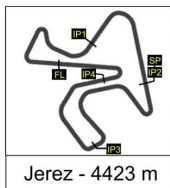


52

CIRCUITO DE JEREZ - CARDOSO SCHOOL
Sábado, 16 de Noviembre de 2019
ANÁLISIS - GRUPO ROJO - TANDA 1
52.- Alberto GRACIAN ALCAIDE - CARDOSO SCHOOL

Lap	Time	IP1	IP2	IP3	IP4	VMax	FL
1	10:28:04	43.084 43.084	21.846 1:04.930	43.731 1:48.661	26.164 2:14.825	165,5	17.829 2:32.653
2	10:30:17	33.246 33.246	19.496 52.742	40.105 1:32.847	24.659 1:57.506	194,2	16.117 2:13.623
3	10:32:34	32.691 32.691	19.917 52.608	40.200 1:32.808	24.494 1:57.302	194,9	19.502 2:16.804
4	10:34:51	34.826 34.826	19.730 54.556	40.141 1:34.697	25.786 2:00.483	193,8	15.998 2:16.480
5	10:37:08	32.956 32.956	19.695 52.651	41.361 1:34.012	25.840 1:59.852	198,7	17.378 2:17.230
6	10:39:25	36.577 36.577	20.318 56.895	39.095 1:35.990	24.753 2:00.743	198,2	16.091 2:16.834
7	10:41:37	32.275 32.275	19.252 51.527	38.650 1:30.177	24.126 1:54.303	194,2	18.443 2:12.746
8	10:43:48	33.202 33.202	19.202 52.404	38.352 1:30.756	24.004 1:54.760	199,6	16.119 2:10.879
9		32.004 32.004	20.649 52.653	39.519 1:32.172	26.043 1:58.215	192,9	-----

Mejor Sectores	FL - IP1	IP1 - IP2	IP2 - IP3	IP3 - IP4	IP4 - FL
	32.004	19.202	38.352	24.004	15.998

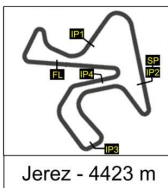


53

CIRCUITO DE JEREZ - CARDOSO SCHOOL
Sábado, 16 de Noviembre de 2019
ANÁLISIS - GRUPO ROJO - TANDA 1
53.- Ricardo JIMENEZ PIRES - CARDOSO SCHOOL

Lap	Time	IP1	IP2	IP3	IP4	VMax	FL
1	10:29:05	38.759 38.759	20.048 58.807	42.956 1:41.763	25.435 2:07.198	196,8	16.057 2:23.254
2	10:31:32	37.002 37.002	23.418 1:00.420	46.092 1:46.512	24.840 2:11.352	183,9	16.114 2:27.466
3	10:33:42	32.312 32.312	18.916 51.228	39.824 1:31.052	23.283 1:54.335	205,6	15.429 2:09.764
4	10:35:53	31.208 31.208	18.254 49.462	41.064 1:30.526	24.630 1:55.156	197,6	16.067 2:11.223
5	10:38:02	34.683 34.683	18.203 52.886	37.861 1:30.747	22.898 1:53.645	210	15.190 2:08.835
6	10:40:07	31.759 31.759	17.937 49.696	37.485 1:27.181	22.969 1:50.150	209,5	15.021 2:05.171
7	10:42:18	31.096 31.096	18.378 49.474	39.723 1:29.197	26.529 1:55.726	218,7	15.379 2:11.104
8		34.880 34.880	19.311 54.191	43.917 1:38.108	29.103 2:07.211	202,1	-----

Mejor Sectores	FL - IP1	IP1 - IP2	IP2 - IP3	IP3 - IP4	IP4 - FL
	31.096	17.937	37.485	22.898	15.021

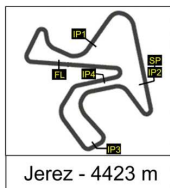


54

CIRCUITO DE JEREZ - CARDOSO SCHOOL
Sábado, 16 de Noviembre de 2019
ANÁLISIS - GRUPO ROJO - TANDA 1
54.- Denis KENNEDY - CARDOSO SCHOOL

Lap	Time	IP1	IP2	IP3	IP4	VMax	FL
1	10:31:56	42.130 42.130	21.481 1:03.611	51.096 1:54.707	33.254 2:27.961	172,5	18.299 2:46.260
2	10:34:35	40.402 40.402	22.666 1:03.068	47.506 1:50.574	29.889 2:20.463	193,7	17.629 2:38.092
3	10:37:07	40.137 40.137	21.729 1:01.866	44.882 1:46.748	28.784 2:15.532	205,9	16.743 2:32.275
4	10:39:38	38.765 38.765	21.841 1:00.606	45.776 1:46.382	28.257 2:14.639	192,9	16.196 2:30.835
5	10:42:06	36.462 36.462	20.805 57.267	45.039 1:42.306	27.145 2:09.451	183,9	18.471 2:27.922
6	10:44:29	34.933 34.933	21.744 56.677	42.361 1:39.038	27.978 2:07.016	174,6	16.651 2:23.667
7	10:46:50	34.914 34.914	20.496 55.410	42.321 1:37.731	27.344 2:05.075	165,6	<u>15.879</u> 2:20.954
8	10:49:10	<u>34.403</u> 34.403	20.547 54.950	<u>41.510</u> 1:36.460	<u>27.081</u> 2:03.541	193,1	16.351 2:19.892
9		34.597 34.597	<u>20.104</u> 54.701			207,2	-----

Mejor Sectores	FL - IP1	IP1 - IP2	IP2 - IP3	IP3 - IP4	IP4 - FL
	34.403	20.104	41.510	27.081	15.879



55

CIRCUITO DE JEREZ - CARDOSO SCHOOL
Sábado, 16 de Noviembre de 2019
ANÁLISIS - GRUPO ROJO - TANDA 1
55.- Johnny KEOGH - CARDOSO SCHOOL

Lap	Time	IP1	IP2	IP3	IP4	VMax	FL
1	10:31:50	56.870 56.870	29.545 1:26.415	54.534 2:20.949	31.953 2:52.902	101,5	19.617 3:12.519
2	10:34:32	42.551 42.551	21.901 1:04.452	47.935 1:52.387	29.924 2:22.311	187,9	19.020 2:41.330
3	10:37:06	41.476 41.476	21.888 1:03.364	45.564 1:48.928	28.519 2:17.447	202,7	17.222 2:34.669
4	10:39:40	40.933 40.933	21.726 1:02.659	45.575 1:48.234	28.147 2:16.381	212,6	17.148 2:33.529
5	10:42:010	37.474 37.474	21.726 59.200	46.295 1:45.495	27.384 2:12.879	180,7	17.442 2:30.321
6	10:44:41	39.437 39.437	21.599 1:01.036	45.141 1:46.177	27.362 2:13.539	208,9	17.387 2:30.926
7	10:47:12	38.080 38.080	21.658 59.738	45.135 1:44.873	27.851 2:12.724	205,4	18.292 2:31.016
8		38.005 38.005	21.691 59.696	47.187 1:46.883	30.016 2:16.899	180,7	-----

Mejor Sectores	FL - IP1	IP1 - IP2	IP2 - IP3	IP3 - IP4	IP4 - FL
	37.474	21.599	45.135	27.362	17.148



56

CIRCUITO DE JEREZ - CARDOSO SCHOOL
Sábado, 16 de Noviembre de 2019
ANÁLISIS - GRUPO ROJO - TANDA 1
56.- Jan KOKANIC - CARDOSO SCHOOL

Lap	Time	IP1	IP2	IP3	IP4	VMax	FL
1	10:31:51	57.030 57.030	29.103 1:26.133	55.098 2:21.231	31.803 2:53.034	103,1	19.176 3:12.210
2	10:34:32	42.752 42.752	21.568 1:04.320	48.473 1:52.793	30.234 2:23.027	203	18.238 2:41.265
3	10:37:05	41.517 41.517	21.315 1:02.832	44.259 1:47.091	27.687 2:14.778	221,1	18.252 2:33.030
4	10:39:37	38.770 38.770	21.550 1:00.320	47.277 1:47.597	27.829 2:15.426	176,2	16.890 2:32.316
5	10:42:06	38.504 38.504	20.542 59.046	44.466 1:43.512	27.101 2:10.613	197,1	17.807 2:28.420
6	10:44:22	34.664 34.664	19.584 54.248	41.380 1:35.628	24.973 2:00.601	211,2	15.555 2:16.156
7	10:46:38	32.979 32.979	19.504 52.483	42.211 1:34.694	26.246 2:00.940	208,3	15.292 2:16.232
8	10:48:51	32.392 32.392	19.521 51.913	40.300 1:32.213	25.745 1:57.958	220,5	15.305 2:13.263
9		32.256 32.256	19.099 51.355			195,4	-----

Mejor Sectores	FL - IP1	IP1 - IP2	IP2 - IP3	IP3 - IP4	IP4 - FL
	32.256	19.099	40.300	24.973	15.292

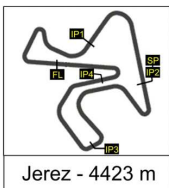


58

CIRCUITO DE JEREZ - CARDOSO SCHOOL
Sábado, 16 de Noviembre de 2019
ANÁLISIS - GRUPO ROJO - TANDA 1
58.- Juan LARRACOECHEA - CARDOSO SCHOOL

Lap	Time	IP1	IP2	IP3	IP4	VMax	FL
1	10:28:04	43.965 43.965	21.516 1:05.481	43.741 1:49.222	26.033 2:15.255	159,8	17.672 2:32.927
2	10:30:20	33.888 33.888	19.952 53.840	40.267 1:34.107	24.941 1:59.048	193,8	16.581 2:15.629
3	10:32:35	33.318 33.318	19.739 53.057	40.241 1:33.298	25.294 1:58.592	194,9	16.507 2:15.099
4	10:34:51	34.658 34.658	19.606 54.264	40.263 1:34.527	25.799 2:00.326	197,2	16.276 2:16.602
5	10:37:08	33.139 33.139	19.625 52.764	41.944 1:34.708	25.212 1:59.920	181,2	16.520 2:16.440
6	10:39:25	33.985 33.985	20.483 54.468	40.776 1:35.244	25.231 2:00.475	196,8	16.339 2:16.814
7	10:41:38	32.890 32.890	<u>19.030</u> 51.920	39.447 1:31.367	25.344 1:56.711	199,4	16.389 2:13.100
8	10:43:49	32.667 32.667	19.397 52.064	<u>39.151</u> 1:31.215	<u>24.308</u> 1:55.523	194,9	<u>15.956</u> 2:11.479
9	10:46:04	<u>32.111</u> 32.111	19.807 <u>51.918</u>	39.510 1:31.428	27.121 1:58.549	194,6	16.824 2:15.373
10	10:48:18	32.939 32.939	19.320 52.259	40.158 1:32.417	24.948 1:57.365	196,4	16.453 2:13.818
11		33.670 33.670	19.705 53.375	39.957 1:33.332		195	-----

Mejor Sectores	FL - IP1	IP1 - IP2	IP2 - IP3	IP3 - IP4	IP4 - FL
	32.111	19.030	39.151	24.308	15.956



59

CIRCUITO DE JEREZ - CARDOSO SCHOOL
Sábado, 16 de Noviembre de 2019
ANÁLISIS - GRUPO ROJO - TANDA 1
59.- Ullar LIIV - CARDOSO SCHOOL

Lap	Time	IP1	IP2	IP3	IP4	VMax	FL
1	10:31:54	1:01.270 1:01.270	26.364 1:27.634	56.259 2:23.893	33.317 2:57.210	136,3	18.109 3:15.319
2	10:34:33	40.262 40.262	22.061 1:02.323	47.546 1:49.869	30.816 2:20.685	180,5	17.757 2:38.441
3	10:37:09	41.085 41.085	22.615 1:03.700	45.281 1:48.981	29.865 2:18.846	191,6	17.258 2:36.104
4	10:39:41	38.496 38.496	21.458 59.954	45.598 1:45.552	29.003 2:14.555	179,9	17.112 2:31.667
5	10:42:08	37.260 37.260	20.517 57.777	43.378 1:41.155	27.163 2:08.318	197,3	18.742 2:27.059
6	10:44:30	35.988 35.988	21.184 57.172	41.564 1:38.736	27.669 2:06.405	193,3	16.145 2:22.550
7	10:46:48	34.496 34.496	20.853 55.349	40.048 1:35.397	25.975 2:01.372	191,3	<u>15.905</u> 2:17.276
8	10:49:02	<u>33.105</u> <u>33.105</u>	<u>19.783</u> <u>52.888</u>	<u>39.767</u> <u>1:32.655</u>	<u>25.502</u> <u>1:58.157</u>	196,1	16.340 2:14.497
9		35.092 35.092	21.011 56.103			180,1	-----

Mejor Sectores	FL - IP1	IP1 - IP2	IP2 - IP3	IP3 - IP4	IP4 - FL
	33.105	19.783	39.767	25.502	15.905

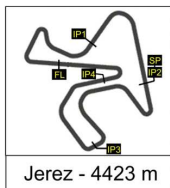


60

CIRCUITO DE JEREZ - CARDOSO SCHOOL
Sábado, 16 de Noviembre de 2019
ANÁLISIS - GRUPO ROJO - TANDA 1
60.- Marcelino LOPEZ - CARDOSO SCHOOL

Lap	Time	IP1	IP2	IP3	IP4	VMax	FL
1	10:30:06	44.261 44.261	23.642 1:07.903	47.430 1:55.333	29.948 2:25.281	168,5	17.619 2:42.900
2	10:32:37	37.574 37.574	23.243 1:00.817	45.339 1:46.156	28.513 2:14.669	180,3	17.042 2:31.711
3	10:35:05	35.532 35.532	21.865 57.397	44.605 1:42.002	28.700 2:10.702	190,4	16.774 2:27.476
4	10:37:32	36.010 36.010	21.435 57.445	44.830 1:42.275	27.862 2:10.137	182,6	16.446 2:26.583
5	10:39:57	35.240 35.240	21.546 56.786	44.704 1:41.490	27.736 2:09.226	182,8	<u>16.284</u> 2:25.510
6	10:42:20	34.984 34.984	21.173 56.157	<u>43.188</u> 1:39.345	<u>27.163</u> 2:06.508	185,5	16.675 2:23.183
7	10:44:45	<u>34.936</u> 34.936	<u>20.828</u> 55.764	43.968 1:39.732	28.650 2:08.382	182	16.809 2:25.191
8	10:47:11	35.600 35.600	21.844 57.444	43.490 1:40.934	27.907 2:08.841	190,1	17.194 2:26.035
9		35.109 35.109	21.892 57.001	43.664 1:40.665	30.136 2:10.801	183,6	-----

Mejor Sectores	FL - IP1	IP1 - IP2	IP2 - IP3	IP3 - IP4	IP4 - FL
	34.936	20.828	43.188	27.163	16.284

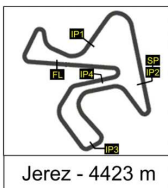


61

CIRCUITO DE JEREZ - CARDOSO SCHOOL
Sábado, 16 de Noviembre de 2019
ANÁLISIS - GRUPO ROJO - TANDA 1
61.- Thomas MONAGHAN - CARDOSO SCHOOL

Lap	Time	IP1	IP2	IP3	IP4	VMax	FL
1	10:31:53	58.419 58.419	26.540 1:24.959	56.040 2:20.999	32.662 2:53.661	129,2	17.549 3:11.210
2	10:34:31	41.316 41.316	22.028 1:03.344	47.822 1:51.166	30.417 2:21.583	177,1	17.098 2:38.681
3	10:37:04	37.717 37.717	22.142 59.859	44.497 1:44.356	27.319 2:11.675	159,6	21.227 2:32.902
4	10:39:36	36.503 36.503	23.142 59.645	47.092 1:46.737	27.215 2:13.952	122,9	18.340 2:32.292
5	10:42:08	37.905 37.905	<u>20.925</u> 58.830	44.873 1:43.703	27.358 2:11.061	174,8	20.275 2:31.336
6	10:44:31	36.358 36.358	21.126 57.484	<u>42.176</u> 1:39.660	27.689 2:07.349	181,3	16.007 2:23.356
7	10:46:54	34.610 34.610	21.043 55.653	44.237 1:39.890	<u>26.666</u> 2:06.556	167,2	<u>15.846</u> 2:22.401
8	10:49:16	<u>34.293</u> <u>34.293</u>	21.026 <u>55.319</u>	42.313 <u>1:37.632</u>	26.777 <u>2:04.409</u>	136,4	17.874 2:22.283
9		34.538 34.538					-----

Mejor Sectores	FL - IP1	IP1 - IP2	IP2 - IP3	IP3 - IP4	IP4 - FL
	34.293	20.925	42.176	26.666	15.846

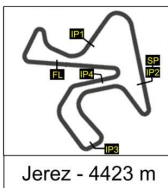


62

CIRCUITO DE JEREZ - CARDOSO SCHOOL
Sábado, 16 de Noviembre de 2019
ANÁLISIS - GRUPO ROJO - TANDA 1
62.- Juan MONTIEL LLABRES - CARDOSO SCHOOL

Lap	Time	IP1	IP2	IP3	IP4	VMax	FL
1	10:28:42	46.280	26.222	43.125	28.254	182,8	16.408
		46.280	1:12.502	1:55.627	2:23.881		2:40.289
2	10:31:02	34.785	20.220	41.680	26.824	191,7	16.166
		34.785	55.005	1:36.685	2:03.509		2:19.674
3	10:33:18	33.198	20.259	40.151	26.176	184,6	15.900
		33.198	53.457	1:33.608	1:59.784		2:15.684
4	10:35:35	32.875	20.173	40.103	25.873	187,1	17.696
		32.875	53.048	1:33.151	1:59.024		2:16.720
5	10:37:51	33.102	20.202	40.481	26.408	175,7	16.011
		33.102	53.304	1:33.785	2:00.193		2:16.204
6	10:40:06	32.608	19.908	40.542	25.979	183,4	16.020
		32.608	52.516	1:33.058	1:59.037		2:15.057
7	10:42:19	32.181	19.169	39.725	26.533	195,7	15.811
		32.181	51.350	1:31.075	1:57.608		2:13.419
8	10:44:34	32.174	20.232	41.419	24.842	194,1	15.653
		32.174	52.406	1:33.825	1:58.667		2:14.320
9	10:46:49	33.113	20.027	40.491	26.023	195,9	<u>15.368</u>
		33.113	53.140	1:33.631	1:59.654		2:15.022
10	10:48:60	<u>32.146</u>	<u>19.117</u>	<u>38.923</u>	<u>24.754</u>	196,3	16.583
		32.146	51.263	1:30.186	1:54.940		2:11.523
11		34.541	19.851			190,8	
		34.541	54.392				-----

Mejor Sectores	FL - IP1	IP1 - IP2	IP2 - IP3	IP3 - IP4	IP4 - FL
		32.146	19.117	38.923	24.754

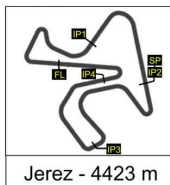


63

CIRCUITO DE JEREZ - CARDOSO SCHOOL
Sábado, 16 de Noviembre de 2019
ANÁLISIS - GRUPO ROJO - TANDA 1
63.- Gerardo J OVALLE FERNÁNDEZ - CARDOSO SCHOOL

Lap	Time	IP1	IP2	IP3	IP4	VMax	FL
1	10:28:39	47.481 47.481	22.919 1:10.400	46.303 1:56.703	28.793 2:25.496	184,2	17.315 2:42.811
2	10:31:04	35.740 35.740	20.938 56.678	43.425 1:40.103	27.149 2:07.252	202,4	17.711 2:24.962
3	10:33:27	36.698 36.698	20.406 57.104	42.844 1:39.948	26.336 2:06.284	194,6	16.652 2:22.936
4	10:35:53	34.253 34.253	20.106 54.359	43.980 1:38.339	30.584 2:08.923	205,2	17.557 2:26.480
5	10:38:13	34.915 34.915	19.833 54.748	42.592 1:37.340	26.252 2:03.592	202,4	16.391 2:19.983
6	10:40:30	33.557 33.557	19.721 53.278	41.692 1:34.970	25.921 2:00.891	198,9	16.498 2:17.389
7	10:42:46	<u>32.998</u> <u>32.998</u>	19.716 <u>52.714</u>	41.057 <u>1:33.771</u>	25.411 1:59.182	202,6	16.082 2:15.264
8	10:45:03	33.218 33.218	19.773 52.991	42.207 1:35.198	25.697 2:00.895	182,7	16.648 2:17.543
9	10:47:19	33.780 33.780	<u>19.333</u> 53.113	<u>40.769</u> 1:33.882	<u>25.100</u> <u>1:58.982</u>	195,9	17.053 2:16.035
10		34.764 34.764	21.138 55.902	44.268 1:40.170	31.148 2:11.318	183,1	-----

Mejor Sectores	FL - IP1	IP1 - IP2	IP2 - IP3	IP3 - IP4	IP4 - FL
	32.998	19.333	40.769	25.100	16.082

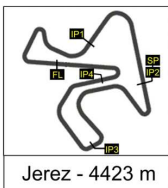


64

CIRCUITO DE JEREZ - CARDOSO SCHOOL
Sábado, 16 de Noviembre de 2019
ANÁLISIS - GRUPO ROJO - TANDA 1
64.- Pedro PONSETI ANTICH - CARDOSO SCHOOL

Lap	Time	IP1	IP2	IP3	IP4	VMax	FL
1	10:30:16	41.049 41.049	21.325 1:02.374	45.725 1:48.099	28.295 2:16.394	174,9	16.217 2:32.610
2	10:32:33	33.447 33.447	19.628 53.075	42.495 1:35.570	25.375 2:00.945	204,5	15.847 2:16.792
3	10:34:49	34.090 34.090	19.474 53.564	41.881 1:35.445	25.635 2:01.080	191,6	15.674 2:16.754
4	10:37:010	33.284 33.284	20.341 53.625	44.241 1:37.866	27.702 2:05.568	181,6	15.067 2:20.635
5	10:39:31	34.640 34.640	20.319 54.959	44.956 1:39.915	26.141 2:06.056	178,3	14.966 2:21.022
6	10:41:44	33.893 33.893	20.068 53.961	39.315 1:33.276	24.765 1:58.041	194,5	14.945 2:12.985
7	10:43:53	32.118 32.118	18.775 50.893	38.929 1:29.822	24.394 1:54.216	213	<u>14.726</u> 2:08.942
8	10:46:02	<u>31.675</u> <u>31.675</u>	18.340 <u>50.015</u>	39.807 1:29.822	24.242 1:54.064	210,9	15.131 2:09.194
9	10:48:010	32.313 32.313	<u>18.227</u> 50.540	<u>38.650</u> <u>1:29.190</u>	<u>23.554</u> <u>1:52.744</u>	215,5	15.279 2:08.023
10		34.064 34.064	20.329 54.393	40.496 1:34.889		170,1	-----

Mejor Sectores	FL - IP1	IP1 - IP2	IP2 - IP3	IP3 - IP4	IP4 - FL
	31.675	18.227	38.650	23.554	14.726

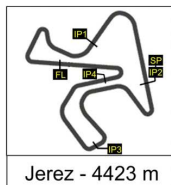


65

CIRCUITO DE JEREZ - CARDOSO SCHOOL
Sábado, 16 de Noviembre de 2019
ANÁLISIS - GRUPO ROJO - TANDA 1
65.- Carlos RODRÍGUEZ GONZÁLEZ - CARDOSO SCHOOL

Lap	Time	IP1	IP2	IP3	IP4	VMax	FL
1	10:28:55	50.581 50.581	26.075 1:16.656	51.344 2:08.000	31.225 2:39.225	162,4	18.563 2:57.787
2	10:31:52	41.884 41.884	28.506 1:10.390	55.478 2:05.868	32.603 2:38.471	108,5	18.886 2:57.357
3	10:34:30	38.397 38.397	22.797 1:01.194	48.291 1:49.485	29.994 2:19.479	161,6	18.782 2:38.261
4	10:37:02	38.094 38.094	22.915 1:01.009	46.883 1:47.892	27.223 2:15.115	144	17.000 2:32.115
5	10:39:29	35.252 35.252	21.206 56.458	44.659 1:41.117	28.084 2:09.201	196,4	17.484 2:26.685
6	10:41:52	35.664 35.664	21.132 56.796	44.087 1:40.883	<u>25.927</u> 2:06.810	172,4	16.432 2:23.242
7	10:44:17	36.095 36.095	20.937 57.032	44.058 1:41.090	26.607 2:07.697	197,6	16.650 2:24.347
8	10:46:38	35.310 35.310	21.101 56.411	43.096 1:39.507	26.177 2:05.684	201,7	<u>16.084</u> 2:21.768
9	10:48:59	<u>34.821</u> <u>34.821</u>	20.717 <u>55.538</u>	<u>42.300</u> <u>1:37.838</u>	26.411 <u>2:04.249</u>	192,4	16.475 2:20.723
10		36.607 36.607	<u>20.254</u> 56.861			208,1	-----

Mejor Sectores	FL - IP1	IP1 - IP2	IP2 - IP3	IP3 - IP4	IP4 - FL
	34.821	20.254	42.300	25.927	16.084

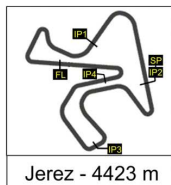


66

CIRCUITO DE JEREZ - CARDOSO SCHOOL
Sábado, 16 de Noviembre de 2019
ANÁLISIS - GRUPO ROJO - TANDA 1
66.- Tomas RODRÍGUEZ OTERO - CARDOSO SCHOOL

Lap	Time	IP1	IP2	IP3	IP4	VMax	FL
1	10:28:06	41.440 41.440	21.149 1:02.589	42.080 1:44.669	26.375 2:11.044	175,3	16.490 2:27.534
2	10:30:22	33.263 33.263	18.673 51.936	40.968 1:32.904	26.370 1:59.274	216,1	15.983 2:15.257
3	10:32:37	33.558 33.558	19.313 52.871	39.848 1:32.719	26.192 1:58.911	203,3	16.641 2:15.551
4	10:34:51	32.569 32.569	18.899 51.468	39.671 1:31.139	26.079 1:57.218	211,5	16.089 2:13.307
5	10:37:06	32.546 32.546	18.969 51.515	41.043 1:32.558	26.839 1:59.397	205,7	16.268 2:15.665
6	10:39:19	34.511 34.511	20.417 54.928	38.577 1:33.505	23.621 1:57.126	210,1	15.250 2:12.376
7	10:41:28	32.391 32.391	18.349 50.740	37.769 1:28.509	25.302 1:53.811	216,5	15.572 2:09.383
8	10:43:38	32.627 32.627	18.965 51.592	38.203 1:29.795	24.807 1:54.602	213,6	15.836 2:10.438
9	10:45:46	31.992 31.992	18.300 50.292	38.282 1:28.574	23.955 1:52.529	214,2	15.471 2:08.000
10	10:47:54	32.072 32.072	18.498 50.570	37.747 1:28.317	24.121 1:52.438	212	15.558 2:07.996
11		34.347 34.347	21.481 55.828	43.285 1:39.113	33.888 2:13.001	159,2	-----

Mejor Sectores	FL - IP1	IP1 - IP2	IP2 - IP3	IP3 - IP4	IP4 - FL
	31.992	18.300	37.747	23.621	15.250

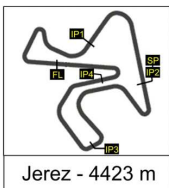


67

CIRCUITO DE JEREZ - CARDOSO SCHOOL
Sábado, 16 de Noviembre de 2019
ANÁLISIS - GRUPO ROJO - TANDA 1
67.- David RODRIGUEZ VILLARAN - CARDOSO SCHOOL

Lap	Time	IP1	IP2	IP3	IP4	VMax	FL
1	10:30:16	40.931 40.931	20.273 1:01.204	42.066 1:43.270	25.397 2:08.667	184,8	16.579 2:25.246
2	10:32:23	31.765 31.765	19.059 50.824	37.960 1:28.784	22.428 1:51.212	199,9	15.849 2:07.060
3	10:34:33	32.124 32.124	18.475 50.599	37.742 1:28.341	25.716 1:54.057	204,4	16.552 2:10.609
4	10:36:41	33.156 33.156	18.359 51.515	38.081 1:29.596	22.626 1:52.222	202,4	15.414 2:07.636
5	10:38:44	<u>30.150</u> <u>30.150</u>	18.402 <u>48.552</u>	36.365 1:24.917	22.903 1:47.820	199,6	15.329 2:03.149
6	10:40:47	30.457 30.457	18.318 48.775	<u>35.950</u> <u>1:24.725</u>	22.805 1:47.530	203,9	<u>15.176</u> 2:02.706
7	10:43:00	31.875 31.875	21.453 53.328	40.291 1:33.619	24.436 1:58.055	162,3	15.451 2:13.506
8	10:45:03	30.674 30.674	<u>17.977</u> 48.651	36.417 1:25.068	<u>22.018</u> <u>1:47.086</u>	204,3	15.639 2:02.725
9		30.217 30.217	18.757 48.974	37.547 1:26.521	24.058 1:50.579	197,7	-----

Mejor Sectores	FL - IP1	IP1 - IP2	IP2 - IP3	IP3 - IP4	IP4 - FL
	30.150	17.977	35.950	22.018	15.176

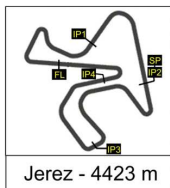


68

CIRCUITO DE JEREZ - CARDOSO SCHOOL
Sábado, 16 de Noviembre de 2019
ANÁLISIS - GRUPO ROJO - TANDA 1
68.- Lee ROGERS - CARDOSO SCHOOL

Lap	Time	IP1	IP2	IP3	IP4	VMax	FL
1	10:31:55	59.326 59.326	26.525 1:25.851	55.770 2:21.621	32.582 2:54.203	129	20.138 3:14.341
2	10:34:35	41.213 41.213	22.450 1:03.663	48.318 1:51.981	29.399 2:21.380	185,3	18.673 2:40.053
3	10:37:13	41.301 41.301	22.960 1:04.261	47.592 1:51.853	28.428 2:20.281	177,2	18.170 2:38.451
4	10:39:44	36.302 36.302	22.115 58.417	46.670 1:45.087	28.355 2:13.442	173,3	17.232 2:30.674
5	10:42:13	37.128 37.128	21.947 59.075	46.109 1:45.184	27.526 2:12.710	188,2	16.789 2:29.499
6	10:44:44	37.165 37.165	22.691 59.856	45.346 1:45.202	28.951 2:14.153	173,3	16.819 2:30.972
7	10:47:13	36.255 36.255	22.209 58.464	45.354 1:43.818	27.764 2:11.582	177,7	17.358 2:28.940
8		37.444 37.444	21.997 59.441	47.371 1:46.812	31.950 2:18.762	179,8	-----

Mejor Sectores	FL - IP1	IP1 - IP2	IP2 - IP3	IP3 - IP4	IP4 - FL
	36.255	21.947	45.346	27.526	16.789

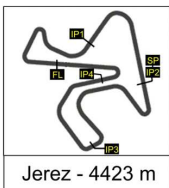


69

CIRCUITO DE JEREZ - CARDOSO SCHOOL
Sábado, 16 de Noviembre de 2019
ANÁLISIS - GRUPO ROJO - TANDA 1
69.- Udo SCHÄFER - CARDOSO SCHOOL

Lap	Time	IP1	IP2	IP3	IP4	VMax	FL
1	10:29:52	42.658 42.658	21.756 1:04.414	43.194 1:47.608	25.602 2:13.210	181,6	16.878 2:30.088
2	10:32:09	36.667 36.667	19.002 55.669	41.002 1:36.671	24.521 2:01.192	191,6	15.567 2:16.759
3	10:34:30	32.245 32.245	20.333 52.578	45.512 1:38.090	26.269 2:04.359	181,8	16.667 2:21.026
4	10:36:42	33.465 33.465	19.466 52.931	40.539 1:33.470	23.538 1:57.008	181,3	15.185 2:12.193
5	10:38:55	33.571 33.571	19.479 53.050	39.995 1:33.045	24.329 1:57.374	198,4	15.255 2:12.629
6	10:41:05	32.119 32.119	18.786 50.905	39.336 1:30.241	24.164 1:54.405	211,1	15.488 2:09.893
7	10:43:14	31.915 31.915	18.804 50.719	39.238 1:29.957	24.006 1:53.963	206,9	15.812 2:09.775
8		34.352 34.352	20.857 55.209	41.925 1:37.134	27.751 2:04.885	171,5	-----

Mejor Sectores	FL - IP1	IP1 - IP2	IP2 - IP3	IP3 - IP4	IP4 - FL
	31.915	18.786	39.238	23.538	15.185

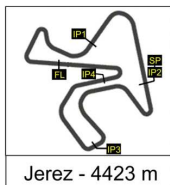


70

CIRCUITO DE JEREZ - CARDOSO SCHOOL
Sábado, 16 de Noviembre de 2019
ANÁLISIS - GRUPO ROJO - TANDA 1
70.- Anthony SCULLY - CARDOSO SCHOOL

Lap	Time	IP1	IP2	IP3	IP4	VMax	FL
1	10:31:50	56.789 56.789	29.364 1:26.153	54.986 2:21.139	31.650 2:52.789	106,5	19.371 3:12.160
2	10:34:32	42.683 42.683	22.346 1:05.029	47.824 1:52.853	29.842 2:22.695	195,7	18.453 2:41.148
3	10:37:05	39.315 39.315	22.145 1:01.460	45.677 1:47.137	27.650 2:14.787	187,5	18.253 2:33.040
4	10:39:37	37.005 37.005	22.850 59.855	47.888 1:47.743	27.564 2:15.307	143,9	17.038 2:32.345
5	10:42:08	38.381 38.381	21.706 1:00.087	45.671 1:45.758	27.364 2:13.122	187,9	17.637 2:30.759
6	10:44:31	35.667 35.667	21.348 57.015	42.523 1:39.538	27.347 2:06.885	187,5	16.164 2:23.049
7	10:46:53	34.668 34.668	20.969 55.637	44.283 1:39.920	<u>26.350</u> 2:06.270	188,2	16.043 2:22.313
8	10:49:13	<u>34.293</u> <u>34.293</u>	21.298 55.591	<u>42.062</u> <u>1:37.653</u>	26.568 <u>2:04.221</u>	128,9	<u>16.042</u> 2:20.262
9		34.561 34.561	<u>20.521</u> <u>55.082</u>			182,8	-----

Mejor Sectores	FL - IP1	IP1 - IP2	IP2 - IP3	IP3 - IP4	IP4 - FL
	34.293	20.521	42.062	26.350	16.042

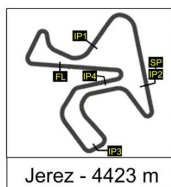


71

CIRCUITO DE JEREZ - CARDOSO SCHOOL
Sábado, 16 de Noviembre de 2019
ANÁLISIS - GRUPO ROJO - TANDA 1
71.- Graham SHEEHAN - CARDOSO SCHOOL

Lap	Time	IP1	IP2	IP3	IP4	VMax	FL
1	10:31:49	57.373 57.373	29.412 1:26.785	53.491 2:20.276	31.546 2:51.822	106,1	21.015 3:12.837
2	10:34:30	38.090 38.090	24.043 1:02.133	48.344 1:50.477	29.204 2:19.681	121,5	21.455 2:41.136
3	10:36:57	36.855 36.855	21.900 58.755	43.541 1:42.296	27.885 2:10.181	185	16.427 2:26.608
4	10:39:17	33.947 33.947	<u>20.175</u> <u>54.122</u>	<u>42.525</u> <u>1:36.647</u>	<u>27.309</u> <u>2:03.956</u>	188,3	<u>16.249</u> 2:20.205
5		<u>33.852</u> <u>33.852</u>	20.654 54.506	45.018 1:39.524	30.385 2:09.909	170,6	-----

Mejor Sectores	FL - IP1	IP1 - IP2	IP2 - IP3	IP3 - IP4	IP4 - FL
	33.852	20.175	42.525	27.309	16.249

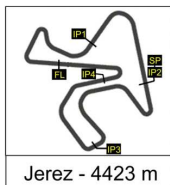


72

CIRCUITO DE JEREZ - CARDOSO SCHOOL
Sábado, 16 de Noviembre de 2019
ANÁLISIS - GRUPO ROJO - TANDA 1
72.- Krzysztof SIEWIERSKI - CARDOSO SCHOOL

Lap	Time	IP1	IP2	IP3	IP4	VMax	FL
1	10:31:50	57.053 57.053	29.461 1:26.514	53.775 2:20.289	32.117 2:52.406	98,6	20.150 3:12.556
2	10:34:31	38.723 38.723	23.390 1:02.113	48.811 1:50.924	30.796 2:21.720	132,3	19.586 2:41.306
3	10:37:05	38.548 38.548	21.954 1:00.502	45.109 1:45.611	27.644 2:13.255	167,4	20.471 2:33.726
4	10:39:36	37.843 37.843	21.633 59.476	46.273 1:45.749	27.165 2:12.914	164	18.410 2:31.324
5	10:42:07	36.779 36.779	20.974 57.753	45.320 1:43.073	27.091 2:10.164	152,8	20.889 2:31.053
6	10:44:30	35.972 35.972	<u>20.849</u> 56.821	41.791 1:38.612	27.872 2:06.484	173,6	16.367 2:22.851
7	10:46:52	34.297 34.297	21.309 55.606	43.502 1:39.108	26.509 2:05.617	179,5	16.760 2:22.377
8	10:49:12	33.929 33.929	21.660 55.589	<u>41.629</u> <u>1:37.218</u>	<u>26.320</u> <u>2:03.538</u>	152	<u>15.933</u> 2:19.471
9		<u>33.616</u> <u>33.616</u>	20.909 <u>54.525</u>			178,8	-----

Mejor Sectores	FL - IP1	IP1 - IP2	IP2 - IP3	IP3 - IP4	IP4 - FL
	33.616	20.849	41.629	26.320	15.933



73

CIRCUITO DE JEREZ - CARDOSO SCHOOL
Sábado, 16 de Noviembre de 2019
ANÁLISIS - GRUPO ROJO - TANDA 1
73.- Carlos VALPARAISO SÁNCHEZ - CARDOSO SCHOOL

Lap	Time	IP1	IP2	IP3	IP4	VMax	FL
1	10:31:50	41.233 41.233	20.614 1:01.847	49.669 1:51.516	31.384 2:22.900	172,4	17.894 2:40.794
2	10:34:16	36.950 36.950	21.931 58.881	43.204 1:42.085	26.566 2:08.651	171	16.687 2:25.338
3	10:36:36	34.311 34.311	19.675 53.986	43.912 1:37.898	26.103 2:04.001	193,3	16.467 2:20.468
4	10:38:55	34.686 34.686	19.438 54.124	41.251 1:35.375	26.808 2:02.183	207,8	16.448 2:18.631
5	10:41:13	34.857 34.857	19.428 54.285	41.709 1:35.994	26.181 2:02.175	208,9	16.120 2:18.295
6		33.805 33.805	20.029 53.834	41.249 1:35.083	26.347 2:01.430	194,7	-----

Mejor Sectores	FL - IP1	IP1 - IP2	IP2 - IP3	IP3 - IP4	IP4 - FL
	33.805	19.428	41.249	26.103	16.120

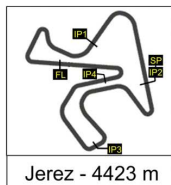


74

CIRCUITO DE JEREZ - CARDOSO SCHOOL
Sábado, 16 de Noviembre de 2019
ANÁLISIS - GRUPO ROJO - TANDA 1
74.- Adriano DONOSO RODRIGO - CARDOSO SCHOOL

Lap	Time	IP1	IP2	IP3	IP4	VMax	FL
1	10:29:13	35.222 35.222	19.425 54.647	36.923 1:31.570	22.109 1:53.679	169,7	16.282 2:09.961
2	10:31:18	29.858 29.858	20.219 50.077	36.877 1:26.954	22.101 1:49.055	162,4	15.853 2:04.908
3	10:33:19	30.053 30.053	18.213 48.266	35.440 1:23.706	21.554 1:45.260	179,1	15.729 2:00.988
4	10:35:21	30.283 30.283	18.240 48.523	35.166 1:23.689	21.582 1:45.271	178,1	16.461 2:01.732
5	10:37:22	30.216 30.216	18.430 48.646	35.238 1:23.884	21.278 1:45.162	179,6	16.201 2:01.363
6	10:39:35	33.032 33.032	19.171 52.203	38.891 1:31.094	25.079 1:56.173	181,1	17.122 2:13.295
7	10:43:05	30.224 30.224	20.672 50.896	41.645 1:32.541	25.321 1:57.862	130,8	1:31.614 PIT EXIT
8	10:45:20	41.272 41.272	19.165 1:00.437	36.821 1:37.258	21.677 1:58.935	179,3	16.145 2:15.080
9	10:47:26	29.466 29.466	19.556 49.022	39.148 1:28.170	21.635 1:49.805	112,5	15.899 2:05.704
10		29.435 29.435	20.057 49.492	37.617 1:27.109	24.674 1:51.783	171,6	-----

Mejor Sectores	FL - IP1	IP1 - IP2	IP2 - IP3	IP3 - IP4	IP4 - FL
	29.435	18.213	35.166	21.278	15.729



75

CIRCUITO DE JEREZ - CARDOSO SCHOOL
Sábado, 16 de Noviembre de 2019
ANÁLISIS - GRUPO ROJO - TANDA 1
75.- POZO - CARDOSO SCHOOL

Lap	Time	IP1	IP2	IP3	IP4	VMax	FL
1	10:29:52	42.639 42.639	21.679 1:04.318	43.391 1:47.709	25.739 2:13.448	186,5	16.852 2:30.300
2	10:32:08	35.221 35.221	19.704 54.925	40.650 1:35.575	24.600 2:00.175	198,9	16.458 2:16.633
3	10:34:34	32.314 32.314	20.334 52.648	46.372 1:39.020	29.332 2:08.352	177,8	17.008 2:25.360
4	10:36:56	37.289 37.289	20.651 57.940	41.817 1:39.757	26.585 2:06.342	188,6	16.154 2:22.495
5	10:39:06	32.417 32.417	18.583 51.000	38.598 1:29.598	24.116 1:53.714	209,3	15.908 2:09.622
6	10:41:15	32.055 32.055	18.695 50.750	38.333 1:29.083	24.319 1:53.402	207,6	15.817 2:09.218
7	10:43:30	32.394 32.394	19.765 52.159	41.126 1:33.285	25.271 1:58.556	191,4	16.019 2:14.575
8		32.152 32.152	18.826 50.978	38.597 1:29.575	25.959 1:55.534	206,4	-----

Mejor Sectores	FL - IP1	IP1 - IP2	IP2 - IP3	IP3 - IP4	IP4 - FL
	32.055	18.583	38.333	24.116	15.817