

1

CIRCUITO DE JEREZ - CARDOSO SCHOOL
Sábado, 16 de Noviembre de 2019
GRUPO AMARILLO - TANDA 1

CONDICIONES ATMOSFERICAS: **Soleado**

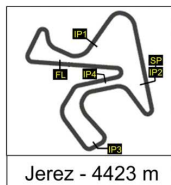
ESTADO DE LA PISTA: **Seca**

Ord.	#	Piloto	Licencia	Club	Marca	NV	VR	Tiempo	Gap	Intv	VMax
1	85	Raúl BLANCO FERNANDEZ		CARDOSO SCHOOL		5	5	1:57.076	----	----	231,9
2	29	Agustin SANABRIA CRESP		CARDOSO SCHOOL	*	8	8	1:57.135	0.059	0.059	234,2
3	33	DESCONOCIDO		CARDOSO SCHOOL	*	7	7	2:01.159	4.083	4.024	230,3
4	12	Fernando GONZALEZ GON		CARDOSO SCHOOL		6	6	2:01.394	4.319	0.236	232,2
5	1	Jesus ALISEDA BOTELLÓN		CARDOSO SCHOOL		6	6	2:02.911	5.835	1.516	211,6
6	13	Jose Luis GONZALEZ LOPE		CARDOSO SCHOOL		6	6	2:03.581	6.505	0.670	232,9
7	18	Christophe LAJOUANIE		CARDOSO SCHOOL		8	7	2:03.697	6.621	0.116	227,0
8	6	Jason CARRERAS		CARDOSO SCHOOL		4	4	2:04.577	7.501	0.880	228,3
9	3	Marcos BOTANA FERNAND		CARDOSO SCHOOL	*	6	3	2:05.639	8.563	1.062	232,7
10	24	Ramon MORELL BIBILONI		CARDOSO SCHOOL		8	8	2:05.709	8.633	0.070	239,6
11	4	Francisco CALVO AGUILAR		CARDOSO SCHOOL	*	4	2	2:07.736	10.660	2.027	229,4
12	25	Taran RAMDHANIE		CARDOSO SCHOOL		8	8	2:07.791	10.715	0.055	209,0
13	26	Simon RIDINGS		CARDOSO SCHOOL		8	7	2:08.115	11.039	0.324	225,8
14	36	DESCONOCIDO		CARDOSO SCHOOL		8	8	2:08.219	11.143	0.104	219,3
15	10	Dean FISHBOURNE		CARDOSO SCHOOL		8	8	2:08.276	11.200	0.057	224,5
16	30	Kelan SMITH		CARDOSO SCHOOL		8	8	2:08.863	11.787	0.587	218,4
17	23	Mario MOLINA HERRAIZ		CARDOSO SCHOOL		7	7	2:09.608	12.532	0.745	216,3
18	21	Shane MCGUINNESS		CARDOSO SCHOOL		8	8	2:11.867	14.791	2.259	210,7
19	14	Jesus Maria GONZALEZ TE		CARDOSO SCHOOL		3	1	2:16.013	18.937	4.146	205,4
20	7	Mark DOWNES		CARDOSO SCHOOL		8	6	2:16.067	18.991	0.054	191,4
21	8	Erick ECKFELDER		CARDOSO SCHOOL		3	3	2:17.440	20.364	1.373	183,1
22	19	Justin LAVAGNA		CARDOSO SCHOOL		2	1	2:32.430	35.354	14.990	214,8
23	5	Joe CAPUANO		CARDOSO SCHOOL		1	1	PIT EXIT	1:29.231	53.877	201,1
24	9	Juan Jose ESPERILLA FER		CARDOSO SCHOOL		0	0	PIT EXIT	----	----	221,2

Circuito de Jerez, 16 DE NOVIEMBRE DE 2019

Hora:	Hora:	RESULTADOS PUBLICADOS A LAS 10:28 HORAS
-------	-------	---





1

CIRCUITO DE JEREZ - CARDOSO SCHOOL
Sábado, 16 de Noviembre de 2019
ANÁLISIS - GRUPO AMARILLO - TANDA 1
1.- Jesus ALISEDA BOTELLÓN - CARDOSO SCHOOL

Lap	Time	IP1	IP2	IP3	IP4	VMax	FL
1	10:07:39	36.410 36.410	19.249 55.659	39.445 1:35.104	24.145 1:59.249	204,4	16.465 2:15.714
2	10:09:48	33.608 33.608	19.257 52.865	37.844 1:30.709	23.209 1:53.918	211,3	15.504 2:09.422
3	10:11:52	31.236 31.236	18.023 49.259	37.213 1:26.472	22.424 1:48.896	211,6	15.348 2:04.244
4	10:13:59	32.155 32.155	20.667 52.822	36.453 1:29.275	22.623 1:51.898	207,3	15.204 2:07.102
5	10:16:07	33.461 33.461	18.297 51.758	37.289 1:29.047	23.330 1:52.377	209,2	15.475 2:07.852
6	10:18:010	30.796 30.796	18.040 48.836	36.512 1:25.348	22.417 1:47.765	206,4	15.146 2:02.911
7		31.526 31.526	18.020 49.546	36.884 1:26.430	26.829 1:53.259	211,5	-----

Mejor Sectores	FL - IP1	IP1 - IP2	IP2 - IP3	IP3 - IP4	IP4 - FL
	30.796	18.020	36.453	22.417	15.146

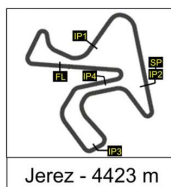


3

CIRCUITO DE JEREZ - CARDOSO SCHOOL
Sábado, 16 de Noviembre de 2019
ANÁLISIS - GRUPO AMARILLO - TANDA 1
3.- Marcos BOTANA FERNANDEZ - CARDOSO SCHOOL

Lap	Time	IP1	IP2	IP3	IP4	VMax	FL
1	10:07:37	41.206 41.206	20.781 1:01.987	42.763 1:44.750	25.587 2:10.337	204	15.631 2:25.967
2	10:09:46	33.179 33.179	17.666 50.845	38.353 1:29.198	24.715 1:53.913	232,6	14.973 2:08.886
3	10:11:51	31.542 31.542	18.479 50.021	37.481 1:27.502	22.999 1:50.501	228,1	15.138 2:05.639
4	10:13:59	33.115 33.115	19.218 52.333	37.423 1:29.756	23.219 1:52.975	229,9	15.343 2:08.318
5	10:19:32	33.033 33.033	17.629 50.662	37.713 1:28.375	25.653 1:54.028	222,1	3:38.747 PIT EXIT
6	10:22:31	1:28.378 1:28.378	17.281 1:45.659	36.533 2:22.192	22.540 2:44.732	232,7	14.435 2:59.167
7		34.530 34.530	22.497 57.027	40.878 1:37.905	28.028 2:05.933	178,1	-----

Mejor Sectores	FL - IP1	IP1 - IP2	IP2 - IP3	IP3 - IP4	IP4 - FL
	31.542	17.281	36.533	22.540	14.435

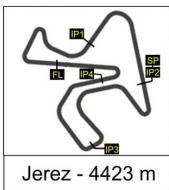


4

CIRCUITO DE JEREZ - CARDOSO SCHOOL
Sábado, 16 de Noviembre de 2019
ANÁLISIS - GRUPO AMARILLO - TANDA 1
4.- Francisco CALVO AGUILAR - CARDOSO SCHOOL

Lap	Time	IP1	IP2	IP3	IP4	VMax	FL
1	10:07:48	40.367 40.367	18.944 59.311	38.788 1:38.099	<u>23.354</u> 2:01.453	219,6	15.563 2:17.016
2	10:09:56	<u>30.863</u> <u>30.863</u>	<u>17.732</u> <u>48.595</u>	39.840 1:28.435	23.588 <u>1:52.023</u>	229,4	15.713 2:07.736
3	10:12:05	33.173 33.173	18.523 51.696	38.935 1:30.631	23.499 1:54.130	215,3	15.556 2:09.686
4	10:14:14	31.136 31.136	18.363 49.499	<u>38.478</u> <u>1:27.977</u>	25.133 1:53.110	218,8	<u>15.392</u> 2:08.502
5		32.315 32.315	18.390 50.705	39.490 1:30.195	26.641 1:56.836	211,3	-----

Mejor Sectores	FL - IP1	IP1 - IP2	IP2 - IP3	IP3 - IP4	IP4 - FL
	30.863	17.732	38.478	23.354	15.392

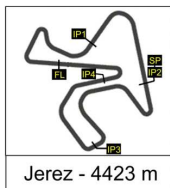


5

CIRCUITO DE JEREZ - CARDOSO SCHOOL
Sábado, 16 de Noviembre de 2019
ANÁLISIS - GRUPO AMARILLO - TANDA 1
5.- Joe CAPUANO - CARDOSO SCHOOL

Lap	Time	IP1	IP2	IP3	IP4	VMax	FL
1	10:06:50	<u>37.412</u> 37.412	<u>19.596</u> 57.008	<u>42.360</u> 1:39.368	<u>25.604</u> 2:04.972	201,1	<u>1:21.335</u> PIT EXIT
2		50.760 50.760	28.194 1:18.954	1:00.232 2:19.186	40.190 2:59.376	108,2	-----

Mejor Sectores	FL - IP1	IP1 - IP2	IP2 - IP3	IP3 - IP4	IP4 - FL
	37.412	19.596	42.360	25.604	1:21.335

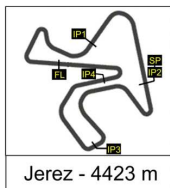


6

CIRCUITO DE JEREZ - CARDOSO SCHOOL
Sábado, 16 de Noviembre de 2019
ANÁLISIS - GRUPO AMARILLO - TANDA 1
6.- Jason CARRERAS - CARDOSO SCHOOL

Lap	Time	IP1	IP2	IP3	IP4	VMax	FL
1	10:04:54	40.445 40.445	20.535 1:00.980	42.358 1:43.338	25.368 2:08.706	210,5	16.361 2:25.067
2	10:07:07	35.553 35.553	18.648 54.201	39.196 1:33.397	23.925 1:57.322	224,6	15.462 2:12.784
3	10:09:17	32.911 32.911	18.372 51.283	37.886 1:29.169	24.475 1:53.644	227,5	15.981 2:09.625
4	10:11:21	<u>31.618</u> 31.618	17.977 <u>49.595</u>	<u>37.528</u> 1:27.123	<u>22.614</u> 1:49.737	228,3	<u>14.840</u> 2:04.577
5		31.720 31.720	<u>17.920</u> 49.640	38.411 1:28.051	25.052 1:53.103	228,1	-----

Mejor Sectores	FL - IP1	IP1 - IP2	IP2 - IP3	IP3 - IP4	IP4 - FL
	31.618	17.920	37.528	22.614	14.840

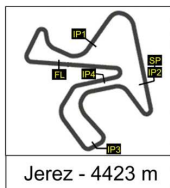


7

CIRCUITO DE JEREZ - CARDOSO SCHOOL
Sábado, 16 de Noviembre de 2019
ANÁLISIS - GRUPO AMARILLO - TANDA 1
7.- Mark DOWNES - CARDOSO SCHOOL

Lap	Time	IP1	IP2	IP3	IP4	VMax	FL
1	10:06:40	56.747 56.747	28.426 1:25.173	58.644 2:23.817	30.729 2:54.546	102,8	19.377 3:13.923
2	10:09:18	39.763 39.763	23.021 1:02.784	48.274 1:51.058	28.807 2:19.865	131,7	17.358 2:37.223
3	10:11:47	36.420 36.420	22.602 59.022	45.915 1:44.937	26.705 2:11.642	138,7	17.852 2:29.494
4	10:14:14	37.065 37.065	21.314 58.379	46.036 1:44.415	25.961 2:10.376	151,4	16.952 2:27.328
5	10:16:42	41.063 41.063	20.892 1:01.955	43.616 1:45.571	25.662 2:11.233	162,4	16.288 2:27.521
6	10:18:58	33.862 33.862	19.635 53.497	41.389 1:34.886	24.832 1:59.718	191,4	16.349 2:16.067
7	10:21:14	33.526 33.526	19.884 53.410	41.444 1:34.854	25.359 2:00.213	182,8	16.209 2:16.421
8	10:23:33	34.080 34.080	20.087 54.167	41.511 1:35.678	26.373 2:02.051	180	16.466 2:18.517
9		34.810 34.810	19.713 54.523			165,1	-----

Mejor Sectores	FL - IP1	IP1 - IP2	IP2 - IP3	IP3 - IP4	IP4 - FL
	33.526	19.635	41.389	24.832	16.209

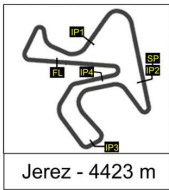


8

CIRCUITO DE JEREZ - CARDOSO SCHOOL
Sábado, 16 de Noviembre de 2019
ANÁLISIS - GRUPO AMARILLO - TANDA 1
8.- Erick ECKFELDER - CARDOSO SCHOOL

Lap	Time	IP1	IP2	IP3	IP4	VMax	FL
1	10:08:08	46.039 46.039	22.714 1:08.753	43.795 1:52.548	26.696 2:19.244	171,9	16.990 2:36.234
2	10:10:29	35.402 35.402	21.112 56.514	42.049 1:38.563	26.084 2:04.647	167,5	16.466 2:21.113
3	10:12:47	33.880 33.880	20.292 54.172	41.684 1:35.856	25.198 2:01.054	183,1	16.386 2:17.440
4							-----

Mejor Sectores	FL - IP1	IP1 - IP2	IP2 - IP3	IP3 - IP4	IP4 - FL
	33.880	20.292	41.684	25.198	16.386



9

CIRCUITO DE JEREZ - CARDOSO SCHOOL
Sábado, 16 de Noviembre de 2019
ANÁLISIS - GRUPO AMARILLO - TANDA 1
9.- Juan Jose ESPERILLA FERNANDEZ - CARDOSO SCHOOL

Lap	Time	IP1	IP2	IP3	IP4	VMax	FL
1		43.407 43.407	19.493 1:02.900	42.397 1:45.297	28.271 2:13.568	221,2	-----

Mejor Sectores	FL - IP1	IP1 - IP2	IP2 - IP3	IP3 - IP4	IP4 - FL
	43.407	19.493	42.397	28.271	-----



10

CIRCUITO DE JEREZ - CARDOSO SCHOOL
Sábado, 16 de Noviembre de 2019
ANÁLISIS - GRUPO AMARILLO - TANDA 1
10.- Dean FISHBOURNE - CARDOSO SCHOOL

Lap	Time	IP1	IP2	IP3	IP4	VMax	FL
1	10:06:09	44.166 44.166	21.072 1:05.238	43.819 1:49.057	27.602 2:16.659	176,1	15.937 2:32.596
2	10:08:26	34.680 34.680	19.722 54.402	41.589 1:35.991	25.480 2:01.471	195,3	15.491 2:16.962
3	10:10:38	32.630 32.630	18.947 51.577	39.736 1:31.313	25.219 1:56.532	210,8	15.175 2:11.707
4	10:12:48	32.248 32.248	18.938 51.186	39.299 1:30.485	24.350 1:54.835	214,5	15.382 2:10.217
5	10:15:02	34.589 34.589	19.101 53.690	39.736 1:33.426	24.671 1:58.097	217,7	15.736 2:13.833
6	10:17:15	33.706 33.706	18.928 52.634	39.134 1:31.768	24.835 1:56.603	218,3	16.556 2:13.159
7	10:19:26	33.667 33.667	18.937 52.604	39.364 1:31.968	24.144 1:56.112	211,8	<u>15.162</u> 2:11.274
8	10:21:34	<u>31.963</u> <u>31.963</u>	<u>18.403</u> <u>50.366</u>	<u>38.504</u> <u>1:28.870</u>	<u>24.125</u> <u>1:52.995</u>	224,5	15.281 2:08.276
9		31.968 31.968	18.531 50.499	39.322 1:29.821	27.929 1:57.750	202,6	-----

Mejor Sectores	FL - IP1	IP1 - IP2	IP2 - IP3	IP3 - IP4	IP4 - FL
	31.963	18.403	38.504	24.125	15.162



12

CIRCUITO DE JEREZ - CARDOSO SCHOOL
Sábado, 16 de Noviembre de 2019
ANÁLISIS - GRUPO AMARILLO - TANDA 1
12.- Fernando GONZALEZ GONZALEZ - CARDOSO SCHOOL

Lap	Time	IP1	IP2	IP3	IP4	VMax	FL
1	10:07:36	41.247 41.247	20.439 1:01.686	42.888 1:44.574	25.249 2:09.823	205,8	15.724 2:25.547
2	10:09:48	35.299 35.299	18.352 53.651	39.244 1:32.895	23.883 1:56.778	223,7	15.161 2:11.939
3	10:11:55	33.444 33.444	17.990 51.434	37.718 1:29.152	22.912 1:52.064	232,2	15.496 2:07.560
4	10:14:04	31.280 31.280	19.540 50.820	40.007 1:30.827	23.147 1:53.974	209,5	14.825 2:08.799
5	10:16:08	31.629 31.629	17.810 49.439	37.077 1:26.516	22.764 1:49.280	212,6	<u>14.427</u> 2:03.707
6	10:18:09	<u>30.560</u> 30.560	<u>17.446</u> 48.006	<u>35.941</u> 1:23.947	<u>22.650</u> 1:46.597	229,7	14.798 2:01.394
7		31.923 31.923	17.832 49.755	37.178 1:26.933	26.692 1:53.625	227	-----

Mejor Sectores	FL - IP1	IP1 - IP2	IP2 - IP3	IP3 - IP4	IP4 - FL
	30.560	17.446	35.941	22.650	14.427



13

CIRCUITO DE JEREZ - CARDOSO SCHOOL
Sábado, 16 de Noviembre de 2019
ANÁLISIS - GRUPO AMARILLO - TANDA 1
13.- Jose Luis GONZALEZ LOPEZ - CARDOSO SCHOOL

Lap	Time	IP1	IP2	IP3	IP4	VMax	FL
1	10:07:35	42.314 42.314	20.697 1:03.011	42.903 1:45.914	25.318 2:11.232	197,7	16.272 2:27.504
2	10:09:48	36.738 36.738	19.000 55.738	39.161 1:34.899	23.123 1:58.022	215,2	14.985 2:13.007
3	10:11:54	33.167 33.167	17.855 51.022	36.877 1:27.899	22.703 1:50.602	229,2	15.061 2:05.663
4	10:13:60	31.870 31.870	19.363 51.233	37.679 1:28.912	<u>22.200</u> 1:51.112	193,8	<u>14.983</u> 2:06.095
5	10:16:09	33.016 33.016	17.639 50.655	37.239 1:27.894	24.528 1:52.422	230,9	16.637 2:09.059
6	10:18:13	<u>30.965</u> <u>30.965</u>	17.603 <u>48.568</u>	37.280 1:25.848	22.702 <u>1:48.550</u>	231,7	15.031 2:03.581
7		31.259 31.259	<u>17.551</u> 48.810	<u>36.552</u> <u>1:25.362</u>	26.067 1:51.429	232,9	-----

Mejor Sectores	FL - IP1	IP1 - IP2	IP2 - IP3	IP3 - IP4	IP4 - FL
	30.965	17.551	36.552	22.200	14.983

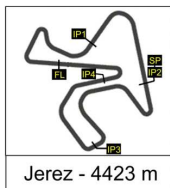


14

CIRCUITO DE JEREZ - CARDOSO SCHOOL
Sábado, 16 de Noviembre de 2019
ANÁLISIS - GRUPO AMARILLO - TANDA 1
14.- Jesus Maria GONZALEZ TELLO - CARDOSO SCHOOL

Lap	Time	IP1	IP2	IP3	IP4	VMax	FL
1	10:07:45	40.818 40.818	18.550 59.368	38.206 1:37.574	<u>22.711</u> 2:00.285	200,6	15.728 2:16.013
2	10:13:52	30.827 30.827	17.814 48.641	37.088 1:25.729	24.858 <u>1:50.587</u>	204,7	4:16.233 PIT EXIT
3	10:16:13	47.533 47.533	18.221 1:05.754	36.996 1:42.750	22.727 2:05.477	205,4	<u>15.621</u> 2:21.098
4		<u>30.345</u> <u>30.345</u>	<u>17.720</u> <u>48.065</u>	<u>36.682</u> <u>1:24.747</u>	26.638 1:51.385	203,9	-----

Mejor Sectores	FL - IP1	IP1 - IP2	IP2 - IP3	IP3 - IP4	IP4 - FL
	30.345	17.720	36.682	22.711	15.621

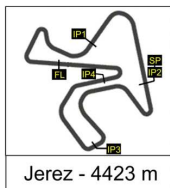


18

CIRCUITO DE JEREZ - CARDOSO SCHOOL
Sábado, 16 de Noviembre de 2019
ANÁLISIS - GRUPO AMARILLO - TANDA 1
18.- Christophe LAJOUANIE - CARDOSO SCHOOL

Lap	Time	IP1	IP2	IP3	IP4	VMax	FL
1	10:07:29	47.143 47.143	22.645 1:09.788	44.836 1:54.624	27.228 2:21.852	153,1	17.393 2:39.245
2	10:09:44	34.548 34.548	19.387 53.935	40.764 1:34.699	24.489 1:59.188	207,1	15.714 2:14.902
3	10:11:55	33.144 33.144	19.002 52.146	39.371 1:31.517	24.233 1:55.750	203,7	15.821 2:11.571
4	10:14:58	32.950 32.950	19.132 52.082	42.172 1:34.254	27.279 2:01.533	183,5	1:00.926 PIT EXIT
5	10:17:14	38.527 38.527	18.608 57.135	39.112 1:36.247	24.681 2:00.928	212,6	15.471 2:16.399
6	10:19:19	31.470 31.470	17.931 49.401	37.611 1:27.012	22.966 1:49.978	223,9	15.042 2:05.019
7	10:21:23	31.035 31.035	17.827 48.862	37.074 1:25.936	22.980 1:48.916	224,5	14.781 2:03.697
8	10:23:27	30.866 30.866	17.913 48.779	37.837 1:26.616	22.613 1:49.229	222,3	14.682 2:03.911
9		31.808 31.808	17.682 49.490	36.139 1:25.629		227	-----

Mejor Sectores	FL - IP1	IP1 - IP2	IP2 - IP3	IP3 - IP4	IP4 - FL
	30.866	17.682	36.139	22.613	14.682

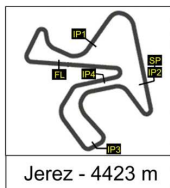


19

CIRCUITO DE JEREZ - CARDOSO SCHOOL
Sábado, 16 de Noviembre de 2019
ANÁLISIS - GRUPO AMARILLO - TANDA 1
19.- Justin LAVAGNA - CARDOSO SCHOOL

Lap	Time	IP1	IP2	IP3	IP4	VMax	FL
1	10:04:22	<u>38.462</u> 38.462	20.133 <u>58.595</u>	49.639 1:48.234	<u>26.965</u> <u>2:15.199</u>	213,8	<u>17.231</u> 2:32.430
2	10:18:56	41.533 41.533	20.451 1:01.984	<u>45.917</u> <u>1:47.901</u>	27.795 2:15.696	185,6	12:18.414 PIT EXIT
3		38.974 38.974	<u>19.752</u> 58.726	52.634 1:51.360	28.414 2:19.774	214,8	-----

Mejor Sectores	FL - IP1	IP1 - IP2	IP2 - IP3	IP3 - IP4	IP4 - FL
	38.462	19.752	45.917	26.965	17.231

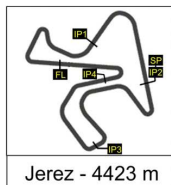


21

CIRCUITO DE JEREZ - CARDOSO SCHOOL
Sábado, 16 de Noviembre de 2019
ANÁLISIS - GRUPO AMARILLO - TANDA 1
21.- Shane MCGUINNESS - CARDOSO SCHOOL

Lap	Time	IP1	IP2	IP3	IP4	VMax	FL
1	10:07:23	45.932 45.932	21.671 1:07.603	46.724 1:54.327	28.611 2:22.938	191,2	16.688 2:39.626
2	10:09:47	35.877 35.877	20.665 56.542	44.108 1:40.650	26.921 2:07.571	205,4	16.158 2:23.729
3	10:12:06	34.544 34.544	19.923 54.467	42.013 1:36.480	25.936 2:02.416	210,7	16.027 2:18.443
4	10:14:26	33.463 33.463	20.337 53.800	42.191 1:35.991	25.690 2:01.681	206,2	18.289 2:19.970
5	10:16:45	35.178 35.178	20.754 55.932	41.479 1:37.411	25.265 2:02.676	203,9	16.381 2:19.057
6	10:19:09	35.551 35.551	20.707 56.258	45.284 1:41.542	26.088 2:07.630	156,2	16.756 2:24.386
7	10:21:23	33.414 33.414	19.501 52.915	40.903 1:33.818	<u>24.327</u> 1:58.145	206,9	<u>15.772</u> 2:13.917
8	10:23:35	<u>32.250</u> <u>32.250</u>	<u>19.298</u> <u>51.548</u>	<u>39.581</u> <u>1:31.129</u>	24.927 <u>1:56.056</u>	206,1	15.811 2:11.867
9		33.828 33.828	19.544 53.372			194,3	-----

Mejor Sectores	FL - IP1	IP1 - IP2	IP2 - IP3	IP3 - IP4	IP4 - FL
	32.250	19.298	39.581	24.327	15.772

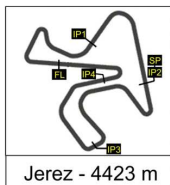


23

CIRCUITO DE JEREZ - CARDOSO SCHOOL
Sábado, 16 de Noviembre de 2019
ANÁLISIS - GRUPO AMARILLO - TANDA 1
23.- Mario MOLINA HERRAIZ - CARDOSO SCHOOL

Lap	Time	IP1	IP2	IP3	IP4	VMax	FL
1	10:04:40	38.963 38.963	20.526 59.489	43.729 1:43.218	25.435 2:08.653	176,1	16.021 2:24.673
2	10:06:56	33.609 33.609	18.933 52.542	41.185 1:33.727	25.410 1:59.137	187,2	16.385 2:15.522
3	10:09:18	34.926 34.926	19.515 54.441	42.599 1:37.040	28.144 2:05.184	200,8	16.919 2:22.103
4	10:11:35	36.156 36.156	20.359 56.515	40.789 1:37.304	24.367 2:01.671	204,2	15.523 2:17.194
5	10:13:45	32.685 32.685	18.899 51.584	39.348 1:30.932	23.882 1:54.814	208,3	<u>15.096</u> 2:09.910
6	10:15:56	33.541 33.541	18.817 52.358	40.101 1:32.459	<u>23.541</u> 1:56.000	207,1	15.140 2:11.139
7	10:18:06	<u>31.997</u> <u>31.997</u>	<u>18.348</u> <u>50.345</u>	40.041 1:30.386	23.782 <u>1:54.168</u>	210,6	15.440 2:09.608
8		32.158 32.158	18.482 50.640	<u>39.198</u> <u>1:29.838</u>	26.080 1:55.918	216,3	-----

Mejor Sectores	FL - IP1	IP1 - IP2	IP2 - IP3	IP3 - IP4	IP4 - FL
	31.997	18.348	39.198	23.541	15.096

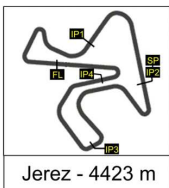


24

CIRCUITO DE JEREZ - CARDOSO SCHOOL
Sábado, 16 de Noviembre de 2019
ANÁLISIS - GRUPO AMARILLO - TANDA 1
24.- Ramon MORELL BIBILONI - CARDOSO SCHOOL

Lap	Time	IP1	IP2	IP3	IP4	VMax	FL
1	10:08:47	39.630 39.630	19.466 59.096	42.585 1:41.681	25.349 2:07.030	193,1	15.900 2:22.930
2	10:10:58	33.537 33.537	18.506 52.043	40.135 1:32.178	23.762 1:55.940	220,7	15.231 2:11.170
3	10:13:05	31.787 31.787	17.883 49.670	38.346 1:28.016	<u>23.265</u> 1:51.281	237,9	15.275 2:06.556
4	10:15:13	32.412 32.412	18.570 50.982	38.582 1:29.564	23.732 1:53.296	230,8	15.091 2:08.387
5	10:17:20	32.102 32.102	18.105 50.207	38.012 1:28.219	23.575 1:51.794	239,6	14.829 2:06.623
6	10:19:27	31.923 31.923	17.880 49.803	38.906 1:28.709	23.698 1:52.407	239,3	14.890 2:07.297
7	10:21:38	31.956 31.956	18.378 50.334	39.006 1:29.340	26.305 1:55.645	226,3	14.856 2:10.501
8	10:23:44	<u>31.376</u> <u>31.376</u>	17.960 <u>49.336</u>	<u>37.868</u> <u>1:27.204</u>	23.817 <u>1:51.021</u>	236	<u>14.688</u> 2:05.709
9		32.254 32.254	<u>17.615</u> 49.869			230,7	-----

Mejor Sectores	FL - IP1	IP1 - IP2	IP2 - IP3	IP3 - IP4	IP4 - FL
	31.376	17.615	37.868	23.265	14.688



25

CIRCUITO DE JEREZ - CARDOSO SCHOOL
Sábado, 16 de Noviembre de 2019
ANÁLISIS - GRUPO AMARILLO - TANDA 1
25.- Taran RAMDHANIE - CARDOSO SCHOOL

Lap	Time	IP1	IP2	IP3	IP4	VMax	FL
1	10:06:40	57.269 57.269	28.604 1:25.873	58.245 2:24.118	30.407 2:54.525	106,8	20.255 3:14.779
2	10:09:17	39.526 39.526	23.260 1:02.786	48.029 1:50.815	27.869 2:18.684	121,5	18.456 2:37.140
3	10:11:46	36.452 36.452	22.588 59.040	45.126 1:44.166	26.756 2:10.922	136,7	18.653 2:29.575
4	10:14:14	36.552 36.552	21.820 58.372	43.556 1:41.928	26.174 2:08.102	142,1	19.308 2:27.410
5	10:16:43	40.551 40.551	21.554 1:02.105	43.564 1:45.669	25.054 2:10.723	142	18.317 2:29.040
6	10:19:08	35.699 35.699	21.520 57.219	44.485 1:41.704	25.803 2:07.507	130,2	17.824 2:25.330
7	10:21:21	33.192 33.192	19.179 52.371	40.695 1:33.066	24.130 1:57.196	170,1	15.942 2:13.137
8	10:23:29	30.920 30.920	18.951 49.871	39.114 1:28.985	<u>23.957</u> <u>1:52.942</u>	209	<u>14.849</u> 2:07.791
9		<u>30.126</u> <u>30.126</u>	<u>18.216</u> <u>48.342</u>	<u>38.201</u> <u>1:26.543</u>		202,2	-----

Mejor Sectores	FL - IP1	IP1 - IP2	IP2 - IP3	IP3 - IP4	IP4 - FL
	30.126	18.216	38.201	23.957	14.849



26

CIRCUITO DE JEREZ - CARDOSO SCHOOL
Sábado, 16 de Noviembre de 2019
ANÁLISIS - GRUPO AMARILLO - TANDA 1
26.- Simon RIDINGS - CARDOSO SCHOOL

Lap	Time	IP1	IP2	IP3	IP4	VMax	FL
1	10:06:41	57.066 57.066	28.126 1:25.192	58.828 2:24.020	30.650 2:54.670	96,1	19.239 3:13.909
2	10:09:18	39.885 39.885	22.939 1:02.824	48.384 1:51.208	28.735 2:19.943	122,9	17.437 2:37.380
3	10:11:47	36.720 36.720	22.207 58.927	45.937 1:44.864	26.586 2:11.450	119,6	17.806 2:29.256
4	10:14:15	38.436 38.436	20.584 59.020	45.914 1:44.934	25.715 2:10.649	177,9	16.928 2:27.576
5	10:16:43	41.262 41.262	20.289 1:01.551	43.977 1:45.528	25.446 2:10.974	164,3	17.601 2:28.575
6	10:19:07	35.682 35.682	21.202 56.884	44.638 1:41.522	25.924 2:07.446	133,5	15.850 2:23.296
7	10:21:15	<u>32.462</u> <u>32.462</u>	<u>18.347</u> <u>50.809</u>	<u>38.176</u> <u>1:28.985</u>	24.011 <u>1:52.996</u>	225,8	15.119 2:08.115
8	10:23:25	34.033 34.033	19.164 53.197	38.642 1:31.839	<u>23.513</u> 1:55.352	221,7	15.139 2:10.491
9		32.905 32.905	18.475 51.380	38.703 1:30.083		209,3	-----

Mejor Sectores	FL - IP1	IP1 - IP2	IP2 - IP3	IP3 - IP4	IP4 - FL
	32.462	18.347	38.176	23.513	15.119

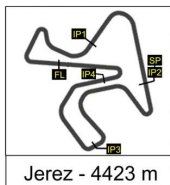


29

CIRCUITO DE JEREZ - CARDOSO SCHOOL
Sábado, 16 de Noviembre de 2019
ANÁLISIS - GRUPO AMARILLO - TANDA 1
29.- Agustín SANABRIA CRESPO - CARDOSO SCHOOL

Lap	Time	IP1	IP2	IP3	IP4	VMax	FL
1	10:07:37	36.511 36.511	18.571 55.082	38.129 1:33.211	23.054 1:56.265	225,3	15.992 2:12.257
2	10:09:48	34.092 34.092	17.977 52.069	37.824 1:29.893	24.203 1:54.096	231,5	16.694 2:10.790
3	10:11:56	34.051 34.051	18.267 52.318	36.812 1:29.130	22.790 1:51.920	227,3	15.973 2:07.893
4	10:14:04	32.012 32.012	18.224 50.236	40.759 1:30.995	22.196 1:53.191	196,1	14.628 2:07.819
5	10:16:07	30.581 30.581	17.067 47.648	37.142 1:24.790	23.181 1:47.971	225,4	15.084 2:03.055
6	10:18:06	<u>29.502</u> <u>29.502</u>	17.058 <u>46.560</u>	<u>34.991</u> <u>1:21.551</u>	22.117 1:43.668	234,2	15.481 1:59.149
7	10:20:28	37.810 37.810	18.616 56.426	41.441 1:37.867	27.997 2:05.864	193,7	15.659 2:21.523
8	10:22:25	29.927 29.927	<u>17.024</u> 46.951	35.239 1:22.190	<u>20.916</u> <u>1:43.106</u>	227,3	<u>14.029</u> 1:57.135
9		40.955 40.955	21.839 1:02.794	39.367 1:42.161	28.909 2:11.070	189,2	-----

Mejor Sectores	FL - IP1	IP1 - IP2	IP2 - IP3	IP3 - IP4	IP4 - FL
	29.502	17.024	34.991	20.916	14.029

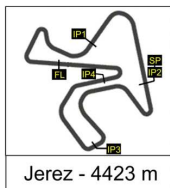


30

CIRCUITO DE JEREZ - CARDOSO SCHOOL
Sábado, 16 de Noviembre de 2019
ANÁLISIS - GRUPO AMARILLO - TANDA 1
30.- Kelan SMITH - CARDOSO SCHOOL

Lap	Time	IP1	IP2	IP3	IP4	VMax	FL
1	10:06:40	56.747 56.747	28.365 1:25.112	58.659 2:23.771	30.190 2:53.961	102,3	20.015 3:13.976
2	10:09:17	39.736 39.736	23.001 1:02.737	48.329 1:51.066	27.909 2:18.975	123,3	18.112 2:37.087
3	10:11:47	36.507 36.507	22.568 59.075	45.620 1:44.695	26.551 2:11.246	132,9	18.463 2:29.709
4	10:14:14	36.614 36.614	21.550 58.164	44.782 1:42.946	25.731 2:08.677	140,1	18.716 2:27.393
5	10:16:32	40.313 40.313	20.426 1:00.739	37.883 1:38.622	24.071 2:02.693	218,4	15.182 2:17.875
6	10:18:44	32.910 32.910	19.594 52.504	39.229 1:31.733	24.638 1:56.371	218	15.462 2:11.833
7	10:20:55	32.256 32.256	19.174 51.430	39.048 1:30.478	24.864 1:55.342	217,1	15.496 2:10.838
8	10:23:04	31.765 31.765	18.918 50.683	38.472 1:29.155	24.541 1:53.696	217,7	15.167 2:08.863
9		31.351 31.351	18.682 50.033	38.285 1:28.318	26.454 1:54.772	217,7	-----

Mejor Sectores	FL - IP1	IP1 - IP2	IP2 - IP3	IP3 - IP4	IP4 - FL
	31.351	18.682	37.883	24.071	15.167

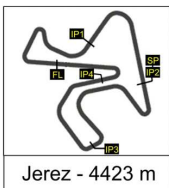


33

CIRCUITO DE JEREZ - CARDOSO SCHOOL
Sábado, 16 de Noviembre de 2019
ANÁLISIS - GRUPO AMARILLO - TANDA 1
33.- DESCONOCIDO - CARDOSO SCHOOL

Lap	Time	IP1	IP2	IP3	IP4	VMax	FL
1	10:03:26	37.697 37.697	19.056 56.753	40.189 1:36.942	24.150 2:01.092	220,4	15.374 2:16.466
2	10:05:31	32.245 32.245	17.865 50.110	37.298 1:27.408	22.973 1:50.381	225,3	15.035 2:05.416
3	10:07:38	30.878 30.878	18.338 49.216	38.238 1:27.454	23.718 1:51.172	228,3	15.587 2:06.759
4	10:09:45	31.975 31.975	17.700 49.675	38.158 1:27.833	24.851 1:52.684	230,3	14.444 2:07.128
5	10:11:48	30.491 30.491	17.199 47.690	36.987 1:24.677	22.200 1:46.877	230,2	15.421 2:02.298
6	10:13:50	31.340 31.340	17.606 48.946	36.175 1:25.121	22.556 1:47.677	229,5	14.572 2:02.248
7	10:15:51	30.450 30.450	17.511 47.961	35.910 1:23.871	22.680 1:46.551	228,8	14.608 2:01.159
8		30.590 30.590	17.458 48.048	37.197 1:25.245	24.746 1:49.991	227,4	-----

Mejor Sectores	FL - IP1	IP1 - IP2	IP2 - IP3	IP3 - IP4	IP4 - FL
	30.450	17.199	35.910	22.200	14.444

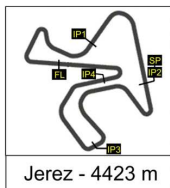


36

CIRCUITO DE JEREZ - CARDOSO SCHOOL
Sábado, 16 de Noviembre de 2019
ANÁLISIS - GRUPO AMARILLO - TANDA 1
36.- DESCONOCIDO - CARDOSO SCHOOL

Lap	Time	IP1	IP2	IP3	IP4	VMax	FL
1	10:07:20	44.647 44.647	22.524 1:07.171	43.948 1:51.119	26.751 2:17.870	178,4	16.307 2:34.177
2	10:09:39	35.825 35.825	21.048 56.873	41.412 1:38.285	25.647 2:03.932	195,4	15.321 2:19.253
3	10:11:51	32.385 32.385	19.493 51.878	39.813 1:31.691	24.291 1:55.982	215,8	15.569 2:11.551
4	10:14:010	34.342 34.342	21.045 55.387	42.957 1:38.344	25.731 2:04.075	186,8	15.654 2:19.729
5	10:16:25	33.202 33.202	19.946 53.148	40.209 1:33.357	25.584 1:58.941	200,3	15.893 2:14.834
6	10:18:43	32.855 32.855	20.598 53.453	42.871 1:36.324	26.277 2:02.601	186,5	15.783 2:18.384
7	10:20:56	33.825 33.825	19.493 53.318	39.135 1:32.453	24.391 1:56.844	212,1	15.502 2:12.346
8	10:23:04	31.745 31.745	18.692 50.437	<u>38.676</u> 1:29.113	<u>23.986</u> <u>1:53.099</u>	219,3	<u>15.120</u> 2:08.219
9		<u>31.522</u> <u>31.522</u>	<u>18.667</u> <u>50.189</u>	38.820 <u>1:29.009</u>	26.094 1:55.103	215,2	-----

Mejor Sectores	FL - IP1	IP1 - IP2	IP2 - IP3	IP3 - IP4	IP4 - FL
	31.522	18.667	38.676	23.986	15.120



85

CIRCUITO DE JEREZ - CARDOSO SCHOOL
Sábado, 16 de Noviembre de 2019
ANÁLISIS - GRUPO AMARILLO - TANDA 1
85.- Raúl BLANCO FERNANDEZ - CARDOSO SCHOOL

Lap	Time	IP1	IP2	IP3	IP4	VMax	FL
1	10:05:31	37.948 37.948	19.370 57.318	38.380 1:35.698	24.073 1:59.771	209,6	15.122 2:14.893
2	10:07:36	31.137 31.137	18.519 49.656	36.693 1:26.349	23.452 1:49.801	220,3	15.299 2:05.100
3	10:09:37	30.537 30.537	17.714 48.251	36.481 1:24.732	22.390 1:47.122	220,7	14.435 2:01.557
4	10:11:39	29.540 29.540	18.135 47.675	37.049 1:24.724	23.011 1:47.735	221,6	14.279 2:02.014
5	10:13:36	28.892 28.892	17.208 46.100	35.020 1:21.120	21.608 1:42.728	231,9	14.348 1:57.076
6		32.625 32.625	17.550 50.175	35.767 1:25.942	26.214 1:52.156	225,2	-----

Mejor Sectores	FL - IP1	IP1 - IP2	IP2 - IP3	IP3 - IP4	IP4 - FL
	28.892	17.208	35.020	21.608	14.279