



Jerez - 4423 m



11

CIRCUITO DE JEREZ - CARDOSO SCHOOL
Domingo, 17 de noviembre de 2019
PISTA LIBRE - DE 15:00 A 16:00

CONDICIONES ATMOSFERICAS: **Lluvioso**

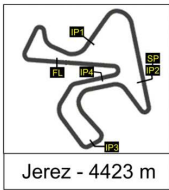
ESTADO DE LA PISTA: **Mojada**

Ord. #	Piloto	Licencia	Club	Marca	NV	VR	Tiempo	Gap	Intv	VMax
1	136	José Rubén MENA LOPEZ	CARDOSO SCHOOL		11	11	2:08.261	----	----	225,2
2	8	Jose Mel FERNANDEZ PEÑ	CARDOSO SCHOOL		11	7	2:08.757	0.496	0.496	215,6
3	27	Taran RAMDHANIE	CARDOSO SCHOOL	*	15	15	2:11.860	3.599	3.103	201,4
4	30	Kelan SMITH	CARDOSO SCHOOL		9	2	2:12.026	3.765	0.166	213,8
5	99	Aitor DE LA ENCINA	CARDOSO SCHOOL		14	7	2:15.756	7.495	3.730	203,8
6	15	Moises HUMANES QUIROS	CARDOSO SCHOOL		4	4	2:16.015	7.754	0.259	218,8
7	19	Juan Francisco MANCILLA	CARDOSO SCHOOL		10	10	2:18.059	9.798	2.044	198,7
8	158	Rafael MACIAS	CARDOSO SCHOOL		5	3	2:18.320	10.059	0.261	201,3
9	10	Dean FISHBOURNE	CARDOSO SCHOOL		11	9	2:19.780	11.519	1.460	213,2
10	43	Damien CARSON	CARDOSO SCHOOL	*	13	13	2:19.907	11.646	0.127	194,1
11	65	Lee ROGERS	CARDOSO SCHOOL		10	10	2:20.299	12.038	0.392	186,8
12	67	Udo SCHÄFER	CARDOSO SCHOOL		5	4	2:21.100	12.839	0.801	190,1
13	56	Marcelino LOPEZ	CARDOSO SCHOOL		6	3	2:25.425	17.164	4.325	193,7
14	144	Fco Javier RIZO JARAMILL	CARDOSO SCHOOL		8	7	2:31.986	23.725	6.561	198,1
15	148	Francisco ARJONA	CARDOSO SCHOOL		11	7	2:32.131	23.870	0.145	184,4
16	59	Juan Manuel NAVAS	CARDOSO SCHOOL		11	8	2:34.753	26.492	2.622	179,9
17	155	Jorge DIAZ SAEZ	CARDOSO SCHOOL		4	3	2:35.340	27.079	0.587	181,3
18	63	David RODRIGUEZ	CARDOSO SCHOOL		6	6	2:37.164	28.903	1.824	168,0
19	88	Jj O'KANE	CARDOSO SCHOOL		5	4	2:37.334	29.073	0.170	184,5
20	151	Jesús CAÑETE	CARDOSO SCHOOL		14	12	2:40.480	32.219	3.146	168,0
21	95	Keith TREACY	CARDOSO SCHOOL	*	2	2	2:44.904	36.643	4.424	179,9
22	84	Carlos LÓPEZ CHAO	CARDOSO SCHOOL		10	8	2:47.799	39.538	2.895	190,6
23	142	Pascual RAMOS BORREGO	CARDOSO SCHOOL		10	4	2:48.911	40.650	1.112	164,1
24	143	Jose Manuel RAMOS GARC	CARDOSO SCHOOL		7	1	2:50.638	42.377	1.727	189,8
25	54	Jan KOKANIC	CARDOSO SCHOOL		3	2	2:50.700	42.439	0.062	162,3
26	47	Gerry FERGUSON	CARDOSO SCHOOL		4	4	2:50.809	42.548	0.109	143,5
27	66	Josep Maria SASTRE BARC	CARDOSO SCHOOL		1	1	2:52.333	44.072	1.524	171,9
28	125	Jorge BELLOSO GÓMEZ	CARDOSO SCHOOL		2	2	2:53.889	45.628	1.556	191,8
29	156	José MENA LOPEZ	CARDOSO SCHOOL		11	11	2:57.968	49.707	4.079	156,3
30	146	Valeriano VILCHES	CARDOSO SCHOOL		4	3	2:59.715	51.454	1.747	159,5
31	154	José María MORALES	CARDOSO SCHOOL		9	8	3:01.021	52.760	1.306	149,3
32	139	Jose Luis POLONIO ARJON	CARDOSO SCHOOL		9	8	3:10.090	1:01.829	9.069	138,8
33	94	Tomas SZVITEK	CARDOSO SCHOOL	*	4	2	3:25.222	1:16.961	15.132	137,5
34	83	Miriam FERNANDEZ ROME	CARDOSO SCHOOL		0	0	PIT EXIT	----	----	100,6
35	7	Jose Mel FERNANDEZ ABE	CARDOSO SCHOOL		0	0	PIT EXIT	----	----	0,0

Circuito de Jerez, 17 DE NOVIEMBRE DE 2019

Hora:	Hora:	RESULTADOS PUBLICADOS A LAS 16:03 HORAS
-------	-------	---





7

CIRCUITO DE JEREZ - CARDOSO SCHOOL

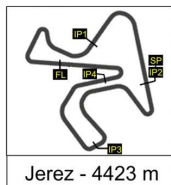
Domingo, 17 de noviembre de 2019

ANÁLISIS - PISTA LIBRE - DE 15:00 A 16:00

7.- Jose Mel FERNANDEZ ABELLO - CARDOSO SCHOOL

Lap	Time	IP1	IP2	IP3	IP4	VMax	FL
-----	------	-----	-----	-----	-----	------	----

Mejor Sectores	FL - IP1	IP1 - IP2	IP2 - IP3	IP3 - IP4	IP4 - FL
	-----	-----	-----	-----	-----

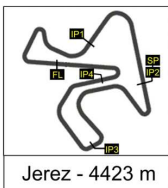


8

CIRCUITO DE JEREZ - CARDOSO SCHOOL
Domingo, 17 de noviembre de 2019
ANÁLISIS - PISTA LIBRE - DE 15:00 A 16:00
8.- Jose Mel FERNANDEZ PEÑUELA - CARDOSO SCHOOL

Lap	Time	IP1	IP2	IP3	IP4	VMax	FL
1	15:04:05	39.719 39.719	20.046 59.765	41.044 1:40.809	25.804 2:06.613	203,6	15.827 2:22.440
2	15:06:22	34.262 34.262	18.880 53.142	41.554 1:34.696	26.261 2:00.957	213,8	16.128 2:17.085
3	15:08:33	32.849 32.849	18.880 51.729	40.299 1:32.028	23.990 1:56.018	215,6	15.647 2:11.665
4	15:10:47	32.369 32.369	19.337 51.706	40.633 1:32.339	23.869 1:56.208	211,8	16.942 2:13.150
5	15:12:58	32.595 32.595	18.693 51.288	40.478 1:31.766	23.954 1:55.720	206,9	15.313 2:11.033
6	15:15:10	32.428 32.428	18.984 51.412	39.875 1:31.287	24.563 1:55.850	211,2	16.156 2:12.006
7	15:17:18	<u>32.189</u> 32.189	<u>18.508</u> 50.697	39.085 1:29.782	23.780 1:53.562	215	15.195 2:08.757
8	15:19:30	35.329 35.329	18.987 54.316	<u>39.039</u> 1:33.355	<u>23.582</u> 1:56.937	209,9	15.242 2:12.179
9	15:21:47	33.008 33.008	20.587 53.595	40.153 1:33.748	27.857 2:01.605	213,9	15.333 2:16.938
10	15:29:53	32.558 32.558	18.580 51.138	41.189 1:32.327	26.152 1:58.479	209,8	6:06.863 PIT EXIT
11	15:32:09	36.674 36.674	20.441 57.115	39.728 1:36.843	24.206 2:01.049	200,3	15.605 2:16.654
12		36.824 36.824	23.703 1:00.527	47.415 1:47.942	30.892 2:18.834	134,1	-----

Mejor Sectores	FL - IP1	IP1 - IP2	IP2 - IP3	IP3 - IP4	IP4 - FL
	32.189	18.508	39.039	23.582	15.195

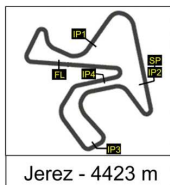


10

CIRCUITO DE JEREZ - CARDOSO SCHOOL
Domingo, 17 de noviembre de 2019
ANÁLISIS - PISTA LIBRE - DE 15:00 A 16:00
10.- Dean FISHBOURNE - CARDOSO SCHOOL

Lap	Time	IP1	IP2	IP3	IP4	VMax	FL
1	15:22:18	47.806 47.806	24.073 1:11.879	55.761 2:07.640	31.189 2:38.829	140,3	18.780 2:57.609
2	15:24:55	40.008 40.008	22.295 1:02.303	48.122 1:50.425	29.309 2:19.734	169,7	17.823 2:37.557
3	15:27:24	37.818 37.818	21.016 58.834	45.962 1:44.796	27.038 2:11.834	182,7	17.327 2:29.161
4	15:29:53	36.584 36.584	20.122 56.706	48.236 1:44.942	26.325 2:11.267	179,2	16.877 2:28.144
5	15:45:08	36.350 36.350	21.332 57.682	44.778 1:42.460	26.981 2:09.441	196,2	13:06.347 PIT EXIT
6	15:47:35	40.141 40.141	20.415 1:00.556	44.107 1:44.663	25.318 2:09.981	187,9	16.635 2:26.616
7	15:49:56	35.114 35.114	19.753 54.867	43.289 1:38.156	25.769 2:03.925	204,2	17.193 2:21.118
8	15:52:16	34.873 34.873	19.918 54.791	43.029 1:37.820	25.700 2:03.520	207,3	16.827 2:20.347
9	15:54:36	34.965 34.965	19.578 54.543	43.059 1:37.602	25.366 2:02.968	209,3	16.812 2:19.780
10	15:56:56	34.635 34.635	19.479 54.114	43.882 1:37.996	24.958 2:02.954	182,4	16.846 2:19.800
11	15:59:16	36.510 36.510	19.552 56.062	42.489 1:38.551	24.837 2:03.388	204,6	16.537 2:19.925
12		33.945 33.945	19.273 53.218			213,2	-----

Mejor Sectores	FL - IP1	IP1 - IP2	IP2 - IP3	IP3 - IP4	IP4 - FL
	33.945	19.273	42.489	24.837	16.537

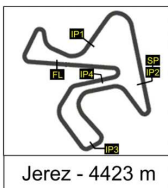


15

CIRCUITO DE JEREZ - CARDOSO SCHOOL
Domingo, 17 de noviembre de 2019
ANÁLISIS - PISTA LIBRE - DE 15:00 A 16:00
15.- Moises HUMANES QUIROS - CARDOSO SCHOOL

Lap	Time	IP1	IP2	IP3	IP4	VMax	FL
1	15:25:11	45.039 45.039	21.849 1:06.888	44.303 1:51.191	25.286 2:16.477	189,9	16.530 2:33.007
2	15:27:28	35.143 35.143	19.872 55.015	41.294 1:36.309	24.662 2:00.971	207,3	16.231 2:17.202
3	15:29:50	36.073 36.073	18.774 54.847	45.858 1:40.705	25.221 2:05.926	208,2	15.791 2:21.717
4	15:32:06	34.910 34.910	19.109 54.019	41.879 1:35.898	24.098 1:59.996	202,6	16.019 2:16.015
5		32.968 32.968	18.124 51.092	41.617 1:32.709	30.383 2:03.092	218,8	-----

Mejor Sectores	FL - IP1	IP1 - IP2	IP2 - IP3	IP3 - IP4	IP4 - FL
	32.968	18.124	41.294	24.098	15.791

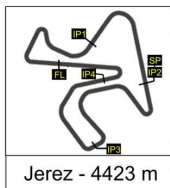


19

CIRCUITO DE JEREZ - CARDOSO SCHOOL
Domingo, 17 de noviembre de 2019
ANÁLISIS - PISTA LIBRE - DE 15:00 A 16:00
19.- Juan Francisco MANCILLA - CARDOSO SCHOOL

Lap	Time	IP1	IP2	IP3	IP4	VMax	FL
1	15:11:26	52.205 52.205	22.943 1:15.148	47.273 2:02.421	28.355 2:30.776	180,9	17.984 2:48.760
2	15:13:56	39.006 39.006	21.519 1:00.525	44.268 1:44.793	28.230 2:13.023	194,9	17.147 2:30.170
3	15:16:21	36.403 36.403	21.229 57.632	44.619 1:42.251	26.156 2:08.407	178,1	16.977 2:25.384
4	15:18:45	35.683 35.683	21.078 56.761	43.375 1:40.136	26.763 2:06.899	195,8	17.173 2:24.072
5	15:21:07	35.289 35.289	20.325 55.614	43.656 1:39.270	25.804 2:05.074	198,6	16.885 2:21.959
6	15:23:28	35.023 35.023	20.202 55.225	42.756 1:37.981	25.734 2:03.715	192,6	16.750 2:20.465
7	15:28:11	34.546 34.546	20.632 55.178	42.127 1:37.305	26.553 2:03.858	192,3	2:39.192 PIT EXIT
8	15:30:37	41.166 41.166	21.101 1:02.267	41.623 1:43.890	25.634 2:09.524	198,6	17.012 2:26.536
9	15:32:57	34.473 34.473	19.682 54.155	43.070 1:37.225	25.620 2:02.845	198,3	16.722 2:19.567
10	15:35:15	35.656 35.656	19.813 55.469	41.180 1:36.649	25.043 2:01.692	198,2	16.367 2:18.059
11		33.633 33.633	19.645 53.278	42.195 1:35.473	26.804 2:02.277	198,7	-----

Mejor Sectores	FL - IP1	IP1 - IP2	IP2 - IP3	IP3 - IP4	IP4 - FL
	33.633	19.645	41.180	25.043	16.367

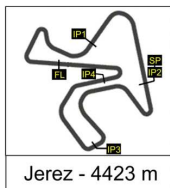


27

CIRCUITO DE JEREZ - CARDOSO SCHOOL
Domingo, 17 de noviembre de 2019
ANÁLISIS - PISTA LIBRE - DE 15:00 A 16:00
27.- Taran RAMDHANIE - CARDOSO SCHOOL

Lap	Time	IP1	IP2	IP3	IP4	VMax	FL
1	15:19:28	42.770 42.770	20.912 1:03.682	42.584 1:46.266	26.360 2:12.626	187,3	17.302 2:29.928
2	15:21:50	35.063 35.063	20.995 56.058	42.548 1:38.606	26.623 2:05.229	194,6	16.759 2:21.988
3	15:24:07	34.074 34.074	19.474 53.548	41.181 1:34.729	26.146 2:00.875	199,4	16.588 2:17.463
4	15:26:26	33.965 33.965	19.738 53.703	42.790 1:36.493	25.679 2:02.172	198,6	16.853 2:19.025
5	15:28:45	34.200 34.200	19.734 53.934	42.359 1:36.293	25.475 2:01.768	196,6	16.582 2:18.350
6	15:31:05	35.823 35.823	20.010 55.833	42.052 1:37.885	25.373 2:03.258	197	16.508 2:19.766
7	15:33:22	35.154 35.154	19.930 55.084	40.557 1:35.641	24.974 2:00.615	193,8	17.120 2:17.735
8	15:35:40	33.667 33.667	19.160 52.827	41.776 1:34.603	26.554 2:01.157	193,3	16.554 2:17.711
9	15:37:57	34.299 34.299	19.681 53.980	41.337 1:35.317	25.163 2:00.480	195,8	16.759 2:17.239
10	15:40:13	33.672 33.672	19.512 53.184	40.890 1:34.074	25.512 1:59.586	195,9	16.515 2:16.101
11	15:42:27	33.618 33.618	19.393 53.011	40.074 1:33.085	24.162 1:57.247	199,5	16.029 2:13.276
12	15:44:39	32.627 32.627	18.848 51.475	40.522 1:31.997	24.173 1:56.170	201,4	16.068 2:12.238
13	15:46:51	32.843 32.843	19.123 51.966	39.754 1:31.720	24.615 1:56.335	199,7	15.977 2:12.312
14	15:49:05	32.568 32.568	19.056 51.624	40.007 1:31.631	25.586 1:57.217	197,3	16.606 2:13.823
15	15:51:17	32.826 32.826	19.064 51.890	39.521 1:31.411	24.491 1:55.902	194,3	15.958 2:11.860
16		32.363 32.363	19.436 51.799	41.935 1:33.734	25.812 1:59.546	186	-----

Mejor Sectores	FL - IP1	IP1 - IP2	IP2 - IP3	IP3 - IP4	IP4 - FL
	32.363	18.848	39.521	24.162	15.958

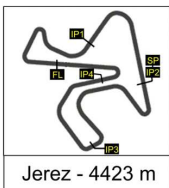


30

CIRCUITO DE JEREZ - CARDOSO SCHOOL
Domingo, 17 de noviembre de 2019
ANÁLISIS - PISTA LIBRE - DE 15:00 A 16:00
30.- Kelan SMITH - CARDOSO SCHOOL

Lap	Time	IP1	IP2	IP3	IP4	VMax	FL
1	15:04:53	32.482 32.482	20.027 52.509	40.258 1:32.767	24.855 1:57.622	211,2	15.487 2:13.109
2	15:07:05	32.596 32.596	19.096 51.692	40.061 1:31.753	<u>24.286</u> <u>1:56.039</u>	212,2	15.987 2:12.026
3	15:37:24	32.980 32.980	<u>19.012</u> 51.992	41.020 1:33.012	28.297 2:01.309	212,3	28:17.611 PIT EXIT
4	15:39:43	36.993 36.993	19.818 56.811	40.993 1:37.804	25.549 2:03.353	209	16.010 2:19.363
5	15:42:01	33.807 33.807	20.035 53.842	41.565 1:35.407	25.140 2:00.547	205,9	17.246 2:17.793
6	15:44:16	33.412 33.412	19.416 52.828	40.630 1:33.458	25.577 1:59.035	212,8	16.253 2:15.288
7	15:46:34	33.376 33.376	19.375 52.751	41.062 1:33.813	26.626 2:00.439	213,8	17.713 2:18.152
8	15:48:47	33.156 33.156	19.360 52.516	40.198 1:32.714	24.641 1:57.355	213,2	15.568 2:12.923
9	15:50:60	32.741 32.741	20.118 52.859	39.467 1:32.326	24.733 1:57.059	209,7	<u>15.480</u> 2:12.539
10		<u>32.201</u> <u>32.201</u>	19.479 <u>51.680</u>	<u>39.416</u> <u>1:31.096</u>	28.719 1:59.815	213,2	-----

Mejor Sectores	FL - IP1	IP1 - IP2	IP2 - IP3	IP3 - IP4	IP4 - FL
	32.201	19.012	39.416	24.286	15.480

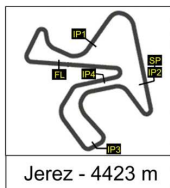


43

CIRCUITO DE JEREZ - CARDOSO SCHOOL
Domingo, 17 de noviembre de 2019
ANÁLISIS - PISTA LIBRE - DE 15:00 A 16:00
43.- Damien CARSON - CARDOSO SCHOOL

Lap	Time	IP1	IP2	IP3	IP4	VMax	FL
1	15:03:34	40.271 40.271	23.448 1:03.719	53.059 1:56.778	30.181 2:26.959	155,8	19.251 2:46.210
2	15:06:21	42.230 42.230	23.278 1:05.508	52.461 1:57.969	31.147 2:29.116	144,2	18.420 2:47.536
3	15:14:16	39.123 39.123	22.070 1:01.193	46.076 1:47.269	29.639 2:16.908	179,7	5:37.894 PIT EXIT
4	15:17:16	50.667 50.667	24.782 1:15.449	53.489 2:08.938	31.509 2:40.447	162,5	19.509 2:59.956
5	15:19:58	42.755 42.755	22.911 1:05.666	48.878 1:54.544	28.861 2:23.405	184,3	18.758 2:42.163
6	15:22:35	38.506 38.506	22.191 1:00.697	46.156 1:46.853	28.051 2:14.904	186,4	22.290 2:37.194
7	15:25:05	38.147 38.147	21.211 59.358	45.600 1:44.958	26.874 2:11.832	189,8	18.259 2:30.091
8	15:29:43	39.923 39.923	21.914 1:01.837	46.507 1:48.344	29.933 2:18.277	189,8	2:19.732 PIT EXIT
9	15:32:21	45.331 45.331	21.693 1:07.024	45.556 1:52.580	26.793 2:19.373	191,1	18.277 2:37.650
10	15:34:45	36.036 36.036	20.782 56.818	43.238 1:40.056	26.426 2:06.482	191,3	17.560 2:24.042
11	15:37:09	36.062 36.062	21.017 57.079	43.502 1:40.581	26.204 2:06.785	190,8	17.576 2:24.361
12	15:39:30	35.266 35.266	20.339 55.605	42.549 1:38.154	<u>25.849</u> 2:04.003	194,1	<u>17.124</u> 2:21.127
13	15:41:50	34.147 34.147	20.217 54.364	<u>41.945</u> 1:36.309	26.240 <u>2:02.549</u>	192,5	17.358 2:19.907
14		<u>33.997</u> <u>33.997</u>	<u>19.984</u> <u>53.981</u>	42.189 <u>1:36.170</u>	28.868 2:05.038	192,1	-----

Mejor Sectores	FL - IP1	IP1 - IP2	IP2 - IP3	IP3 - IP4	IP4 - FL
	33.997	19.984	41.945	25.849	17.124

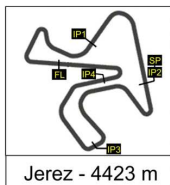


47

CIRCUITO DE JEREZ - CARDOSO SCHOOL
Domingo, 17 de noviembre de 2019
ANÁLISIS - PISTA LIBRE - DE 15:00 A 16:00
47.- Gerry FERGUSON - CARDOSO SCHOOL

Lap	Time	IP1	IP2	IP3	IP4	VMax	FL
1	15:21:24	55.116 55.116	25.950 1:21.066	55.797 2:16.863	32.982 2:49.845	121	21.887 3:11.732
2	15:24:16	42.417 42.417	24.833 1:07.250	52.804 2:00.054	31.421 2:31.475	138,8	20.603 2:52.078
3	15:27:11	42.087 42.087	25.056 1:07.143	53.051 2:00.194	33.085 2:33.279	138,1	21.319 2:54.598
4	15:30:02	43.790 43.790	24.606 1:08.396	52.336 2:00.732	<u>29.844</u> 2:30.576	143,5	<u>20.233</u> 2:50.809
5		<u>40.645</u> <u>40.645</u>	<u>23.275</u> <u>1:03.920</u>	<u>51.306</u> <u>1:55.226</u>	31.087 <u>2:26.313</u>	141,6	-----

Mejor Sectores	FL - IP1	IP1 - IP2	IP2 - IP3	IP3 - IP4	IP4 - FL
	40.645	23.275	51.306	29.844	20.233

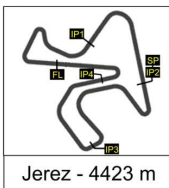


54

CIRCUITO DE JEREZ - CARDOSO SCHOOL
Domingo, 17 de noviembre de 2019
ANÁLISIS - PISTA LIBRE - DE 15:00 A 16:00
54.- Jan KOKANIC - CARDOSO SCHOOL

Lap	Time	IP1	IP2	IP3	IP4	VMax	FL
1	15:31:06	47.504 47.504	23.640 1:11.144	55.668 2:06.812	32.444 2:39.256	162,3	21.223 3:00.479
2	15:33:56	43.244 43.244	24.530 1:07.774	<u>52.598</u> 2:00.372	<u>31.348</u> 2:31.720	137,4	<u>18.980</u> 2:50.700
3	15:36:49	42.330 42.330	23.840 1:06.170	52.902 <u>1:59.072</u>	33.631 2:32.703	158,2	19.902 2:52.605
4		<u>41.580</u> <u>41.580</u>	<u>23.079</u> <u>1:04.659</u>	54.581 1:59.240	33.981 2:33.221	157,4	-----

Mejor Sectores	FL - IP1	IP1 - IP2	IP2 - IP3	IP3 - IP4	IP4 - FL
	41.580	23.079	52.598	31.348	18.980

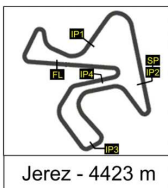


56

CIRCUITO DE JEREZ - CARDOSO SCHOOL
Domingo, 17 de noviembre de 2019
ANÁLISIS - PISTA LIBRE - DE 15:00 A 16:00
56.- Marcelino LOPEZ - CARDOSO SCHOOL

Lap	Time	IP1	IP2	IP3	IP4	VMax	FL
1	15:24:21	44.693 44.693	22.057 1:06.750	45.416 1:52.166	27.840 2:20.006	183,3	17.488 2:37.494
2	15:26:49	37.474 37.474	21.998 59.472	44.336 1:43.808	27.113 2:10.921	193,7	17.290 2:28.211
3	15:29:15	36.794 36.794	20.782 57.576	44.196 1:41.772	26.534 2:08.306	190,3	17.119 2:25.425
4	15:31:40	35.885 35.885	20.696 56.581	45.255 1:41.836	26.386 2:08.222	179,4	17.285 2:25.507
5	15:34:08	40.021 40.021	21.139 1:01.160	43.404 1:44.564	26.374 2:10.938	172,5	17.250 2:28.188
6	15:36:39	37.651 37.651	21.203 58.854	46.573 1:45.427	28.113 2:13.540	189,3	17.326 2:30.866
7		36.442 36.442	20.935 57.377	46.995 1:44.372	30.811 2:15.183	185,4	-----

Mejor Sectores	FL - IP1	IP1 - IP2	IP2 - IP3	IP3 - IP4	IP4 - FL
	35.885	20.696	43.404	26.374	17.119

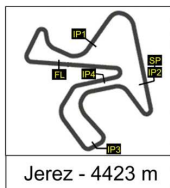


59

CIRCUITO DE JEREZ - CARDOSO SCHOOL
Domingo, 17 de noviembre de 2019
ANÁLISIS - PISTA LIBRE - DE 15:00 A 16:00
59.- Juan Manuel NAVAS - CARDOSO SCHOOL

Lap	Time	IP1	IP2	IP3	IP4	VMax	FL
1	15:33:06	50.748 50.748	24.126 1:14.874	48.673 2:03.547	29.706 2:33.253	168	18.756 2:52.009
2	15:35:49	42.256 42.256	24.238 1:06.494	47.743 1:54.237	29.593 2:23.830	163,7	18.658 2:42.488
3	15:38:31	38.980 38.980	22.880 1:01.860	50.468 1:52.328	30.771 2:23.099	152,5	18.647 2:41.746
4	15:41:07	39.517 39.517	22.318 1:01.835	46.846 1:48.681	29.130 2:17.811	179,9	18.634 2:36.445
5	15:43:47	39.978 39.978	22.636 1:02.614	48.402 1:51.016	30.455 2:21.471	160,5	18.959 2:40.430
6	15:46:28	40.307 40.307	22.474 1:02.781	49.851 1:52.632	29.633 2:22.265	159,5	18.265 2:40.530
7	15:49:05	39.044 39.044	21.674 1:00.718	47.108 1:47.826	31.072 2:18.898	174,8	18.573 2:37.471
8	15:51:40	38.800 38.800	21.942 1:00.742	46.891 1:47.633	28.896 2:16.529	173,9	18.224 2:34.753
9	15:54:17	38.433 38.433	22.477 1:00.910	47.725 1:48.635	29.584 2:18.219	172,3	18.303 2:36.522
10	15:56:55	39.363 39.363	22.820 1:02.183	48.898 1:51.081	29.282 2:20.363	157,4	18.406 2:38.769
11	15:59:32	39.079 39.079	22.177 1:01.256	48.177 1:49.433	29.394 2:18.827	158	18.212 2:37.039
12		38.860 38.860					-----

Mejor Sectores	FL - IP1	IP1 - IP2	IP2 - IP3	IP3 - IP4	IP4 - FL
	38.433	21.674	46.846	28.896	18.212

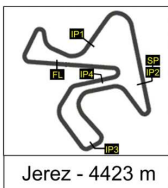


63

CIRCUITO DE JEREZ - CARDOSO SCHOOL
Domingo, 17 de noviembre de 2019
ANÁLISIS - PISTA LIBRE - DE 15:00 A 16:00
63.- David RODRIGUEZ - CARDOSO SCHOOL

Lap	Time	IP1	IP2	IP3	IP4	VMax	FL
1	15:31:00	47.835 47.835	27.614 1:15.449	56.196 2:11.645	34.456 2:46.101	144,2	20.738 3:06.839
2	15:33:54	43.312 43.312	26.032 1:09.344	53.424 2:02.768	31.999 2:34.767	160,2	19.723 2:54.490
3	15:36:44	42.494 42.494	24.743 1:07.237	50.834 1:58.071	32.069 2:30.140	164,7	19.793 2:49.933
4	15:39:30	41.005 41.005	24.776 1:05.781	49.963 1:55.744	31.080 2:26.824	164	19.357 2:46.181
5	15:42:12	40.025 40.025	24.690 1:04.715	48.695 1:53.410	29.626 2:23.036	164	<u>18.691</u> 2:41.727
6	15:44:49	39.449 39.449	<u>23.032</u> 1:02.481	46.912 1:49.393	<u>29.057</u> <u>2:18.450</u>	168	18.714 2:37.164
7		<u>38.164</u> <u>38.164</u>	23.274 <u>1:01.438</u>	<u>46.315</u> <u>1:47.753</u>	31.089 2:18.842	166,1	-----

Mejor Sectores	FL - IP1	IP1 - IP2	IP2 - IP3	IP3 - IP4	IP4 - FL
	38.164	23.032	46.315	29.057	18.691

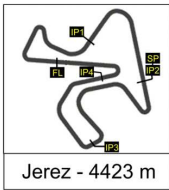


65

CIRCUITO DE JEREZ - CARDOSO SCHOOL
Domingo, 17 de noviembre de 2019
ANÁLISIS - PISTA LIBRE - DE 15:00 A 16:00
65.- Lee ROGERS - CARDOSO SCHOOL

Lap	Time	IP1	IP2	IP3	IP4	VMax	FL
1	15:04:33	36.700 36.700	22.011 58.711	44.167 1:42.878	27.674 2:10.552	173,6	16.935 2:27.487
2	15:07:02	35.818 35.818	22.171 57.989	45.772 1:43.761	27.629 2:11.390	148,4	17.598 2:28.988
3	15:09:34	36.438 36.438	21.010 57.448	44.822 1:42.270	30.751 2:13.021	180,1	18.495 2:31.516
4	15:20:46	36.363 36.363	22.864 59.227	46.931 1:46.158	35.712 2:21.870	159,8	8:50.464 PIT EXIT
5	15:23:30	49.653 49.653	22.919 1:12.572	46.387 1:58.959	27.757 2:26.716	163,6	16.916 2:43.632
6	15:25:53	35.093 35.093	20.694 55.787	43.611 1:39.398	26.490 2:05.888	186,8	17.286 2:23.174
7	15:28:21	35.330 35.330	21.263 56.593	48.785 1:45.378	26.273 2:11.651	166,7	16.682 2:28.333
8	15:30:43	34.800 34.800	20.754 55.554	43.536 1:39.090	26.167 2:05.257	181,1	16.773 2:22.030
9	15:33:04	<u>34.419</u> <u>34.419</u>	<u>20.300</u> <u>54.719</u>	<u>42.094</u> <u>1:36.813</u>	27.187 <u>2:04.000</u>	184,5	16.757 2:20.757
10	15:35:24	35.468 35.468	21.012 56.480	42.190 1:38.670	<u>25.373</u> 2:04.043	183,5	<u>16.256</u> 2:20.299
11		35.970 35.970	22.464 58.434	45.626 1:44.060	31.411 2:15.471	177,7	-----

Mejor Sectores	FL - IP1	IP1 - IP2	IP2 - IP3	IP3 - IP4	IP4 - FL
	34.419	20.300	42.094	25.373	16.256

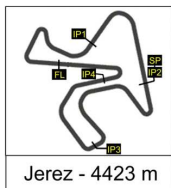


66

CIRCUITO DE JEREZ - CARDOSO SCHOOL
Domingo, 17 de noviembre de 2019
ANÁLISIS - PISTA LIBRE - DE 15:00 A 16:00
66.- Josep Maria SASTRE BARCELO - CARDOSO SCHOOL

Lap	Time	IP1	IP2	IP3	IP4	VMax	FL
1	15:58:51	45.707	24.553	<u>52.920</u>	<u>30.600</u>	148,7	<u>18.553</u>
		45.707	1:10.260	<u>2:03.180</u>	<u>2:33.780</u>		<u>2:52.333</u>
2		<u>39.584</u>	<u>22.080</u>			171,9	
		<u>39.584</u>	<u>1:01.664</u>				-----

Mejor Sectores	FL - IP1	IP1 - IP2	IP2 - IP3	IP3 - IP4	IP4 - FL
		39.584	22.080	52.920	30.600

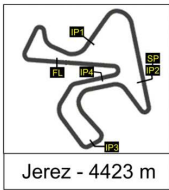


67

CIRCUITO DE JEREZ - CARDOSO SCHOOL
Domingo, 17 de noviembre de 2019
ANÁLISIS - PISTA LIBRE - DE 15:00 A 16:00
67.- Udo SCHÄFER - CARDOSO SCHOOL

Lap	Time	IP1	IP2	IP3	IP4	VMax	FL
1	15:24:21	42.364 42.364	22.283 1:04.647	45.309 1:49.956	27.735 2:17.691	185	17.572 2:35.263
2	15:26:50	37.262 37.262	22.940 1:00.202	47.869 1:48.071	24.338 2:12.409	167,1	16.429 2:28.838
3	15:29:19	36.049 36.049	25.057 1:01.106	47.389 1:48.495	24.470 2:12.965	124,9	16.026 2:28.991
4	15:31:40	32.076 32.076	20.264 52.340	45.266 1:37.606	26.295 2:03.901	177,6	17.199 2:21.100
5	15:34:03	39.459 39.459	20.792 1:00.251	41.477 1:41.728	23.989 2:05.717	166	16.613 2:22.330
6		33.485 33.485	19.584 53.069	2:42.327 3:35.396	39.414 4:14.810	190,1	-----

Mejor Sectores	FL - IP1	IP1 - IP2	IP2 - IP3	IP3 - IP4	IP4 - FL
	32.076	19.584	41.477	23.989	16.026



83

CIRCUITO DE JEREZ - CARDOSO SCHOOL
Domingo, 17 de noviembre de 2019
ANÁLISIS - PISTA LIBRE - DE 15:00 A 16:00
83.- Miriam FERNANDEZ ROMERO - CARDOSO SCHOOL

Lap	Time	IP1	IP2	IP3	IP4	VMax	FL
1		1:00.287 1:00.287	33.923 1:34.210	1:06.351 2:40.561	43.111 3:23.672	100,6	-----

Mejor Sectores	FL - IP1	IP1 - IP2	IP2 - IP3	IP3 - IP4	IP4 - FL
	1:00.287	33.923	1:06.351	43.111	-----

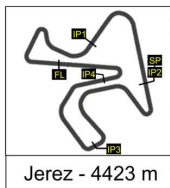


84

CIRCUITO DE JEREZ - CARDOSO SCHOOL
Domingo, 17 de noviembre de 2019
ANÁLISIS - PISTA LIBRE - DE 15:00 A 16:00
84.- Carlos LÓPEZ CHAO - CARDOSO SCHOOL

Lap	Time	IP1	IP2	IP3	IP4	VMax	FL
1	15:12:03	1:00.496 1:00.496	28.668 1:29.164	1:01.142 2:30.306	36.869 3:07.175	152,7	21.160 3:28.335
2	15:15:13	47.400 47.400	27.028 1:14.428	59.839 2:14.267	34.012 2:48.279	152,3	21.785 3:10.064
3	15:18:18	46.880 46.880	25.593 1:12.473	56.617 2:09.090	34.903 2:43.993	161,7	21.273 3:05.266
4	15:21:18	45.526 45.526	24.961 1:10.487	55.612 2:06.099	33.207 2:39.306	174,9	20.533 2:59.839
5	15:24:12	44.097 44.097	24.093 1:08.190	53.331 2:01.521	32.405 2:33.926	166,4	19.875 2:53.801
6	15:27:010	44.259 44.259	24.968 1:09.227	54.596 2:03.823	33.017 2:36.840	157,4	21.054 2:57.894
7	15:30:06	43.707 43.707	24.778 1:08.485	56.375 2:04.860	32.188 2:37.048	172,9	19.504 2:56.552
8	15:32:54	42.164 42.164	23.227 1:05.391	51.781 1:57.172	<u>31.777</u> 2:28.949	184,1	<u>18.850</u> 2:47.799
9	15:35:44	43.107 43.107	23.602 1:06.709	<u>51.237</u> 1:57.946	32.734 2:30.680	170,9	19.345 2:50.025
10	15:38:33	<u>41.256</u> <u>41.256</u>	<u>22.827</u> 1:04.083	51.937 <u>1:56.020</u>	33.473 2:29.493	190,6	19.422 2:48.915
11		44.389 44.389	27.182 1:11.571	54.894 2:06.465	34.448 2:40.913	146,5	-----

Mejor Sectores	FL - IP1	IP1 - IP2	IP2 - IP3	IP3 - IP4	IP4 - FL
	41.256	22.827	51.237	31.777	18.850

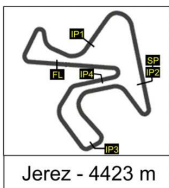


88

CIRCUITO DE JEREZ - CARDOSO SCHOOL
Domingo, 17 de noviembre de 2019
ANÁLISIS - PISTA LIBRE - DE 15:00 A 16:00
88.- Jj O'KANE - CARDOSO SCHOOL

Lap	Time	IP1	IP2	IP3	IP4	VMax	FL
1	15:35:45	45.127 45.127	24.192 1:09.319	50.007 1:59.326	32.405 2:31.731	150,1	18.987 2:50.718
2	15:38:34	41.212 41.212	22.948 1:04.160	51.861 1:56.021	34.007 2:30.028	170,8	18.863 2:48.891
3	15:41:18	43.967 43.967	23.462 1:07.429	48.492 1:55.921	30.021 2:25.942	169,4	18.454 2:44.396
4	15:43:55	39.088 39.088	22.290 1:01.378	47.878 1:49.256	29.870 2:19.126	166,4	18.208 2:37.334
5	15:46:35	38.448 38.448	24.585 1:03.033	47.777 1:50.810	29.718 2:20.528	172,2	19.203 2:39.731
6		40.333 40.333	21.880 1:02.213	46.535 1:48.748	30.672 2:19.420	184,5	-----

Mejor Sectores	FL - IP1	IP1 - IP2	IP2 - IP3	IP3 - IP4	IP4 - FL
	38.448	21.880	46.535	29.718	18.208

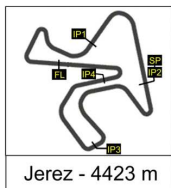


94

CIRCUITO DE JEREZ - CARDOSO SCHOOL
Domingo, 17 de noviembre de 2019
ANÁLISIS - PISTA LIBRE - DE 15:00 A 16:00
94.- Tomas SZVITEK - CARDOSO SCHOOL

Lap	Time	IP1	IP2	IP3	IP4	VMax	FL
1	15:47:12	1:01.758 1:01.758	30.638 1:32.396	1:07.728 2:40.124	40.804 3:20.928	118,7	22.580 3:43.508
2	15:50:37	52.300 52.300	28.226 1:20.526	<u>1:03.652</u> <u>2:24.178</u>	<u>38.663</u> <u>3:02.841</u>	126,7	<u>22.381</u> 3:25.222
3	15:54:04	<u>51.559</u> <u>51.559</u>	29.305 1:20.864	1:04.529 2:25.393	39.116 3:04.509	133,8	22.826 3:27.335
4	15:57:35	53.969 53.969	28.380 1:22.349	1:05.751 2:28.100	39.662 3:07.762	127,5	22.580 3:30.342
5		51.681 51.681	<u>28.123</u> <u>1:19.804</u>	1:04.785 2:24.589		137,5	-----

Mejor Sectores	FL - IP1	IP1 - IP2	IP2 - IP3	IP3 - IP4	IP4 - FL
	51.559	28.123	1:03.652	38.663	22.381

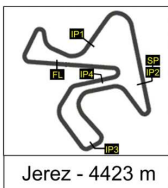


95

CIRCUITO DE JEREZ - CARDOSO SCHOOL
Domingo, 17 de noviembre de 2019
ANÁLISIS - PISTA LIBRE - DE 15:00 A 16:00
95.- Keith TREACY - CARDOSO SCHOOL

Lap	Time	IP1	IP2	IP3	IP4	VMax	FL
1	15:13:19	47.145 47.145	23.951 1:11.096	51.845 2:02.941	30.779 2:33.720	165,7	<u>18.506</u> 2:52.226
2	15:16:04	41.546 41.546	<u>22.696</u> 1:04.242	50.487 1:54.729	<u>30.708</u> 2:25.437	179,3	19.467 2:44.904
3		<u>41.131</u> <u>41.131</u>	22.867 <u>1:03.998</u>	<u>49.400</u> <u>1:53.398</u>	31.066 <u>2:24.464</u>	179,9	-----

Mejor Sectores	FL - IP1	IP1 - IP2	IP2 - IP3	IP3 - IP4	IP4 - FL
	41.131	22.696	49.400	30.708	18.506

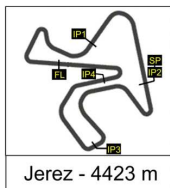


99

CIRCUITO DE JEREZ - CARDOSO SCHOOL
Domingo, 17 de noviembre de 2019
ANÁLISIS - PISTA LIBRE - DE 15:00 A 16:00
99.- Aitor DE LA ENCINA - CARDOSO SCHOOL

Lap	Time	IP1	IP2	IP3	IP4	VMax	FL
1	15:05:04	36.438 36.438	21.526 57.964	45.437 1:43.401	29.158 2:12.559	180,7	17.336 2:29.895
2	15:07:32	36.097 36.097	21.554 57.651	44.653 1:42.304	28.135 2:10.439	183,6	17.070 2:27.509
3	15:09:56	35.111 35.111	21.148 56.259	44.377 1:40.636	26.908 2:07.544	191,2	16.437 2:23.981
4	15:12:19	35.157 35.157	20.622 55.779	43.127 1:38.906	27.712 2:06.618	200,4	16.407 2:23.025
5	15:14:40	34.457 34.457	21.174 55.631	42.665 1:38.296	26.465 2:04.761	183,5	16.301 2:21.062
6	15:17:02	34.378 34.378	20.251 54.629	44.050 1:38.679	26.805 2:05.484	187,6	16.391 2:21.875
7	15:19:18	<u>34.163</u> <u>34.163</u>	<u>19.501</u> <u>53.664</u>	<u>40.544</u> <u>1:34.208</u>	<u>25.431</u> <u>1:59.639</u>	203,8	16.117 2:15.756
8	15:21:37	34.884 34.884	20.257 55.141	42.693 1:37.834	25.791 2:03.625	200,1	16.144 2:19.769
9	15:47:35	35.683 35.683	20.790 56.473	43.825 1:40.298	27.624 2:07.922	189,4	23:49.690 PIT EXIT
10	15:50:08	39.771 39.771	22.386 1:02.157	45.226 1:47.383	28.615 2:15.998	188,6	17.417 2:33.415
11	15:52:40	36.927 36.927	23.974 1:00.901	45.729 1:46.630	28.006 2:14.636	151,1	17.292 2:31.928
12	15:55:06	35.348 35.348	21.116 56.464	45.132 1:41.596	27.038 2:08.634	182,8	16.590 2:25.224
13	15:57:30	35.444 35.444	21.227 56.671	44.156 1:40.827	26.948 2:07.775	181,3	16.910 2:24.685
14	15:59:53	35.188 35.188	20.901 56.089	42.957 1:39.046	26.514 2:05.560	185,5	16.735 2:22.295
15							-----

Mejor Sectores	FL - IP1	IP1 - IP2	IP2 - IP3	IP3 - IP4	IP4 - FL
	34.163	19.501	40.544	25.431	16.117

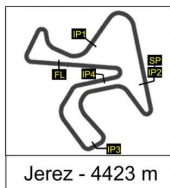


125

CIRCUITO DE JEREZ - CARDOSO SCHOOL
Domingo, 17 de noviembre de 2019
ANÁLISIS - PISTA LIBRE - DE 15:00 A 16:00
125.- Jorge BELLOSO GÓMEZ - CARDOSO SCHOOL

Lap	Time	IP1	IP2	IP3	IP4	VMax	FL
1	15:36:10	53.381 53.381	25.609 1:18.990	58.947 2:17.937	36.240 2:54.177	157,6	21.173 3:15.350
2	15:39:03	45.062 45.062	23.751 1:08.813	<u>51.575</u> <u>2:00.388</u>	<u>32.951</u> <u>2:33.339</u>	191,8	<u>20.550</u> <u>2:53.889</u>
3		<u>43.846</u> <u>43.846</u>	<u>23.643</u> <u>1:07.489</u>	53.634 2:01.123	35.817 2:36.940	186,3	-----

Mejor Sectores	FL - IP1	IP1 - IP2	IP2 - IP3	IP3 - IP4	IP4 - FL
	43.846	23.643	51.575	32.951	20.550

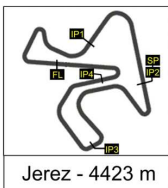


136

CIRCUITO DE JEREZ - CARDOSO SCHOOL
Domingo, 17 de noviembre de 2019
ANÁLISIS - PISTA LIBRE - DE 15:00 A 16:00
136.- José Rubén MENA LOPEZ - CARDOSO SCHOOL

Lap	Time	IP1	IP2	IP3	IP4	VMax	FL
1	15:11:07	45.753 45.753	20.443 1:06.196	43.872 1:50.068	24.945 2:15.013	190,3	16.084 2:31.097
2	15:13:25	35.713 35.713	20.198 55.911	42.504 1:38.415	24.544 2:02.959	195,7	15.558 2:18.517
3	15:15:39	33.934 33.934	18.463 52.397	41.903 1:34.300	23.829 1:58.129	221,3	15.272 2:13.401
4	15:17:54	32.221 32.221	18.203 50.424	43.259 1:33.683	25.591 1:59.274	211,7	15.814 2:15.088
5	15:20:08	32.011 32.011	18.272 50.283	42.995 1:33.278	24.958 1:58.236	225,2	15.566 2:13.802
6	15:22:19	32.595 32.595	18.486 51.081	39.859 1:30.940	24.222 1:55.162	217,7	16.100 2:11.262
7	15:29:48	34.102 34.102	19.036 53.138	41.508 1:34.646	32.744 2:07.390	194,3	5:22.063 PIT EXIT
8	15:32:09	40.774 40.774	18.706 59.480	42.547 1:42.027	<u>23.409</u> 2:05.436	182,9	15.414 2:20.850
9	15:34:22	<u>31.040</u> <u>31.040</u>	<u>17.689</u> <u>48.729</u>	41.539 1:30.268	26.573 1:56.841	212,4	15.597 2:12.438
10	15:36:31	31.655 31.655	18.954 50.609	40.420 1:31.029	23.492 1:54.521	221	15.420 2:09.941
11	15:38:40	31.520 31.520	17.930 49.450	<u>39.264</u> <u>1:28.714</u>	24.456 <u>1:53.170</u>	224,9	<u>15.091</u> 2:08.261
12		35.025 35.025	19.169 54.194	45.628 1:39.822	26.363 2:06.185	185,9	-----

Mejor Sectores	FL - IP1	IP1 - IP2	IP2 - IP3	IP3 - IP4	IP4 - FL
	31.040	17.689	39.264	23.409	15.091



139

CIRCUITO DE JEREZ - CARDOSO SCHOOL
Domingo, 17 de noviembre de 2019
ANÁLISIS - PISTA LIBRE - DE 15:00 A 16:00
139.- Jose Luis POLONIO ARJONA - CARDOSO SCHOOL

Lap	Time	IP1	IP2	IP3	IP4	VMax	FL
1	15:04:12	51.950 51.950	28.692 1:20.642	59.731 2:20.373	37.817 2:58.190	124,1	21.844 3:20.034
2	15:07:32	49.147 49.147	29.560 1:18.707	1:01.134 2:19.841	38.039 2:57.880	108,8	21.875 3:19.755
3	15:10:48	50.136 50.136	28.607 1:18.743	59.481 2:18.224	37.209 2:55.433	120	20.882 3:16.315
4	15:14:02	47.598 47.598	28.579 1:16.177	59.112 2:15.289	36.638 2:51.927	123,8	21.318 3:13.245
5	15:17:12	47.646 47.646	27.989 1:15.635	57.794 2:13.429	36.102 2:49.531	125,5	21.117 3:10.648
6	15:24:40	47.688 47.688	28.756 1:16.444	1:02.765 2:19.209	41.848 3:01.057	114,1	4:26.886 PIT EXIT
7	15:28:23	1:19.739 1:19.739	28.684 1:48.423	56.004 2:44.427	36.916 3:21.343	118,9	21.447 3:42.790
8	15:31:33	46.679 46.679	29.041 1:15.720	57.618 2:13.338	35.977 2:49.315	113	20.775 3:10.090
9	15:34:45	49.105 49.105	28.451 1:17.556	57.261 2:14.817	35.425 2:50.242	138,8	21.602 3:11.844
10		47.836 47.836	28.202 1:16.038	58.016 2:14.054	38.800 2:52.854	126,6	-----

Mejor Sectores	FL - IP1	IP1 - IP2	IP2 - IP3	IP3 - IP4	IP4 - FL
	46.679	27.989	56.004	35.425	20.775

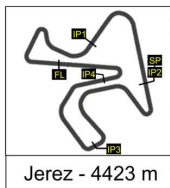


142

CIRCUITO DE JEREZ - CARDOSO SCHOOL
Domingo, 17 de noviembre de 2019
ANÁLISIS - PISTA LIBRE - DE 15:00 A 16:00
142.- Pascual RAMOS BORREGO - CARDOSO SCHOOL

Lap	Time	IP1	IP2	IP3	IP4	VMax	FL
1	15:03:56	49.837 49.837	28.888 1:18.725	53.485 2:12.210	31.706 2:43.916	123,5	21.031 3:04.947
2	15:06:47	42.232 42.232	25.558 1:07.790	51.527 1:59.317	31.063 2:30.380	139,2	21.249 19.975 2:50.355
3	15:09:36	41.304 41.304	24.336 1:05.640	50.330 1:55.970	31.693 2:27.663	149,3	21.249 2:48.912
4	15:12:25	42.088 42.088	25.512 1:07.600	49.814 1:57.414	30.955 2:28.369	132,6	20.542 2:48.911
5	15:15:15	40.456 40.456	24.020 1:04.476	50.539 1:55.015	32.440 2:27.455	144,6	23.093 2:50.548
6	15:18:04	42.327 42.327	24.150 1:06.477	49.784 1:56.261	31.198 2:27.459	164,1	21.462 2:48.921
7	15:20:53	41.366 41.366	24.828 1:06.194	50.164 1:56.358	31.164 2:27.522	139	21.524 2:49.046
8	15:23:44	41.542 41.542	24.833 1:06.375	51.755 1:58.130	31.728 2:29.858	138,2	21.560 2:51.418
9	15:26:41	43.983 43.983	26.328 1:10.311	51.603 2:01.914	32.014 2:33.928	131,4	22.251 2:56.179
10	15:29:37	44.971 44.971	25.152 1:10.123	50.897 2:01.020	32.622 2:33.642	138,3	22.314 2:55.956
11		44.109 44.109	25.910 1:10.019	52.666 2:02.685	34.048 2:36.733	140	-----

Mejor Sectores	FL - IP1	IP1 - IP2	IP2 - IP3	IP3 - IP4	IP4 - FL
	40.456	24.020	49.784	30.955	19.975

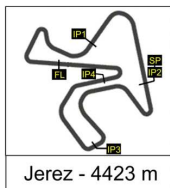


143

CIRCUITO DE JEREZ - CARDOSO SCHOOL
Domingo, 17 de noviembre de 2019
ANÁLISIS - PISTA LIBRE - DE 15:00 A 16:00
143.- Jose Manuel RAMOS GARCIA - CARDOSO SCHOOL

Lap	Time	IP1	IP2	IP3	IP4	VMax	FL
1	15:03:41	42.954 42.954	23.769 1:06.723	51.876 1:58.599	32.149 2:30.748	163,9	19.890 2:50.638
2	15:06:34	43.508 43.508	24.941 1:08.449	52.712 2:01.161	33.130 2:34.291	163,1	18.981 2:53.272
3	15:17:20	43.504 43.504	25.752 1:09.256	53.443 2:02.699	36.327 2:39.026	162,5	8:06.761 PIT EXIT
4	15:20:21	46.880 46.880	25.668 1:12.548	55.824 2:08.372	33.084 2:41.456	150,2	19.460 3:00.916
5	15:23:14	44.151 44.151	24.313 1:08.464	52.451 2:00.915	32.537 2:33.452	158	19.637 2:53.089
6	15:26:09	43.994 43.994	24.880 1:08.874	54.066 2:02.940	33.179 2:36.119	158,7	19.330 2:55.449
7	15:28:60	42.456 42.456	23.922 1:06.378	52.690 1:59.068	32.683 2:31.751	166,2	18.968 2:50.719
8		42.617 42.617	23.882 1:06.499	54.265 2:00.764	33.270 2:34.034	189,8	-----

Mejor Sectores	FL - IP1	IP1 - IP2	IP2 - IP3	IP3 - IP4	IP4 - FL
	42.456	23.769	51.876	32.149	18.968

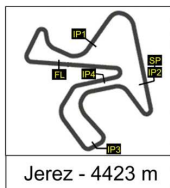


144

CIRCUITO DE JEREZ - CARDOSO SCHOOL
Domingo, 17 de noviembre de 2019
ANÁLISIS - PISTA LIBRE - DE 15:00 A 16:00
144.- Fco Javier RIZO JARAMILLO - CARDOSO SCHOOL

Lap	Time	IP1	IP2	IP3	IP4	VMax	FL
1	15:33:23	1:02.642 1:02.642	23.780 1:26.422	50.076 2:16.498	29.098 2:45.596	155,6	17.796 3:03.392
2	15:36:06	41.060 41.060	22.323 1:03.383	48.675 1:52.058	32.662 2:24.720	169,7	18.407 2:43.127
3	15:38:43	40.306 40.306	22.636 1:02.942	47.732 1:50.674	29.168 2:19.842	175,9	17.500 2:37.342
4	15:41:19	38.640 38.640	22.155 1:00.795	47.674 1:48.469	29.160 2:17.629	179,7	17.892 2:35.521
5	15:43:57	39.192 39.192	22.297 1:01.489	49.084 1:50.573	30.003 2:20.576	179,7	17.810 2:38.386
6	15:46:35	39.063 39.063	23.836 1:02.899	48.173 1:51.072	29.277 2:20.349	167	18.066 2:38.415
7	15:49:07	39.025 39.025	<u>21.683</u> 1:00.708	<u>45.846</u> <u>1:46.554</u>	<u>27.992</u> <u>2:14.546</u>	198,1	17.440 2:31.986
8	15:51:40	<u>38.125</u> <u>38.125</u>	22.071 <u>1:00.196</u>	46.401 1:46.597	28.743 2:15.340	179,8	17.767 2:33.107
9		39.202 39.202	21.748 1:00.950	48.002 1:48.952	30.588 2:19.540	184	-----

Mejor Sectores	FL - IP1	IP1 - IP2	IP2 - IP3	IP3 - IP4	IP4 - FL
	38.125	21.683	45.846	27.992	17.440

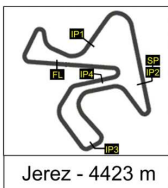


146

CIRCUITO DE JEREZ - CARDOSO SCHOOL
Domingo, 17 de noviembre de 2019
ANÁLISIS - PISTA LIBRE - DE 15:00 A 16:00
146.- Valeriano VILCHES - CARDOSO SCHOOL

Lap	Time	IP1	IP2	IP3	IP4	VMax	FL
1	15:22:33	55.176 55.176	29.819 1:24.995	1:03.696 2:28.691	36.836 3:05.527	121,4	21.175 3:26.702
2	15:25:36	47.479 47.479	26.471 1:13.950	55.798 2:09.748	33.258 2:43.006	151	20.259 3:03.265
3	15:28:36	44.217 44.217	25.977 1:10.194	55.117 2:05.311	34.225 2:39.536	147,7	20.179 2:59.715
4	15:31:35	45.435 45.435	25.494 1:10.929	55.247 2:06.176	33.728 2:39.904	153,8	19.971 2:59.875
5		44.951 44.951	25.154 1:10.105	52.422 2:02.527	34.691 2:37.218	159,5	-----

Mejor Sectores	FL - IP1	IP1 - IP2	IP2 - IP3	IP3 - IP4	IP4 - FL
	44.217	25.154	52.422	33.258	19.971

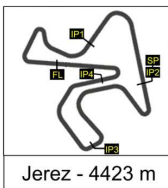


148

CIRCUITO DE JEREZ - CARDOSO SCHOOL
Domingo, 17 de noviembre de 2019
ANÁLISIS - PISTA LIBRE - DE 15:00 A 16:00
148.- Francisco ARJONA - CARDOSO SCHOOL

Lap	Time	IP1	IP2	IP3	IP4	VMax	FL
1	15:03:57	50.648 50.648	26.965 1:17.613	53.779 2:11.392	31.599 2:42.991	118	21.099 3:04.090
2	15:06:48	42.031 42.031	25.721 1:07.752	51.592 1:59.344	30.831 2:30.175	136,3	20.658 2:50.833
3	15:09:36	40.504 40.504	24.472 1:04.976	50.567 1:55.543	31.405 2:26.948	147	21.239 2:48.187
4	15:12:25	42.144 42.144	25.408 1:07.552	50.302 1:57.854	30.626 2:28.480	133,1	20.294 2:48.774
5	15:15:16	40.562 40.562	24.152 1:04.714	50.413 1:55.127	32.320 2:27.447	137,2	23.436 2:50.883
6	15:18:01	41.846 41.846	24.218 1:06.064	50.118 1:56.182	30.081 2:26.263	164,9	18.537 2:44.800
7	15:20:33	37.205 37.205	21.690 58.895	46.131 1:45.026	28.895 2:13.921	181,5	18.210 2:32.131
8	15:23:06	37.142 37.142	21.682 58.824	45.291 1:44.115	30.385 2:14.500	183,7	18.376 2:32.876
9	15:28:38	37.609 37.609	21.929 59.538	46.783 1:46.321	35.100 2:21.421	184,4	3:11.415 PIT EXIT
10	15:31:46	1:08.560 1:08.560	23.403 1:31.963	48.007 2:19.970	28.915 2:48.885	167,9	18.702 3:07.587
11	15:34:22	37.392 37.392	23.541 1:00.933	48.109 1:49.042	28.857 2:17.899	173,7	18.322 2:36.221
12		38.089 38.089	22.825 1:00.914	46.833 1:47.747	32.823 2:20.570	176,9	-----

Mejor Sectores	FL - IP1	IP1 - IP2	IP2 - IP3	IP3 - IP4	IP4 - FL
	37.142	21.682	45.291	28.857	18.210



151

CIRCUITO DE JEREZ - CARDOSO SCHOOL
Domingo, 17 de noviembre de 2019
ANÁLISIS - PISTA LIBRE - DE 15:00 A 16:00
151.- Jesús CAÑETE - CARDOSO SCHOOL

Lap	Time	IP1	IP2	IP3	IP4	VMax	FL
1	15:05:25	41.055 41.055	24.493 1:05.548	48.591 1:54.139	29.995 2:24.134	164,8	20.063 2:44.197
2	15:08:14	42.363 42.363	25.300 1:07.663	49.912 1:57.575	31.566 2:29.141	157,1	19.829 2:48.970
3	15:11:01	41.330 41.330	24.607 1:05.937	49.964 1:55.901	31.814 2:27.715	164,1	19.612 2:47.327
4	15:13:46	41.110 41.110	24.147 1:05.257	49.944 1:55.201	30.493 2:25.694	168	19.118 2:44.812
5	15:16:31	40.122 40.122	24.320 1:04.442	49.256 1:53.698	31.339 2:25.037	157,5	19.697 2:44.734
6	15:19:15	41.953 41.953	24.439 1:06.392	48.430 1:54.822	30.212 2:25.034	152,5	19.576 2:44.610
7	15:21:58	41.077 41.077	23.597 1:04.674	48.179 1:52.853	30.048 2:22.901	164,4	19.609 2:42.510
8	15:24:44	41.346 41.346	24.271 1:05.617	47.977 1:53.594	30.093 2:23.687	153,6	22.377 2:46.064
9	15:27:26	41.670 41.670	23.269 1:04.939	48.076 1:53.015	29.258 2:22.273	164,6	19.943 2:42.216
10	15:30:08	40.315 40.315	23.596 1:03.911	48.410 1:52.321	29.388 2:21.709	132,3	19.883 2:41.592
11	15:32:56	41.162 41.162	24.296 1:05.458	50.699 1:56.157	31.784 2:27.941	153,7	20.325 2:48.266
12	15:35:37	40.531 40.531	23.248 1:03.779	47.824 1:51.603	29.380 2:20.983	161,8	19.497 2:40.480
13	15:56:45	38.812 38.812	22.617 1:01.429	47.683 1:49.112	31.469 2:20.581	163,6	18:47.915 PIT EXIT
14	15:59:57	57.456 57.456	28.768 1:26.224	53.804 2:20.028	32.398 2:52.426	104,9	19.502 3:11.928
15							-----

Mejor Sectores	FL - IP1	IP1 - IP2	IP2 - IP3	IP3 - IP4	IP4 - FL
	38.812	22.617	47.683	29.258	19.118

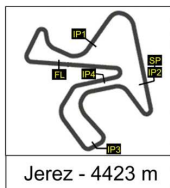


154

CIRCUITO DE JEREZ - CARDOSO SCHOOL
Domingo, 17 de noviembre de 2019
ANÁLISIS - PISTA LIBRE - DE 15:00 A 16:00
154.- José María MORALES - CARDOSO SCHOOL

Lap	Time	IP1	IP2	IP3	IP4	VMax	FL
1	15:05:12	58.185	27.490	55.854	<u>34.546</u>	137	<u>20.329</u>
		58.185	1:25.675	2:21.529	2:56.075		3:16.404
2	15:08:15	44.977	25.607	<u>54.887</u>	35.097	139,9	21.599
		44.977	1:10.584	2:05.471	2:40.568		3:02.167
3	15:11:20	45.754	27.070	56.081	35.638	131,2	21.007
		45.754	1:12.824	2:08.905	2:44.543		3:05.550
4	15:18:35	44.692	26.993	54.950	37.527	143,7	4:30.966
		44.692	1:11.685	2:06.635	2:44.162		PIT EXIT
5	15:21:56	59.376	27.748	56.579	36.114	144,1	20.965
		59.376	1:27.124	2:23.703	2:59.817		3:20.782
6	15:24:60	45.284	<u>25.121</u>	56.683	35.723	138,1	20.723
		45.284	1:10.405	2:07.088	2:42.811		3:03.534
7	15:28:02	45.544	25.415	55.377	35.288	148,9	20.970
		45.544	1:10.959	2:06.336	2:41.624		3:02.594
8	15:31:03	45.095	25.460	54.939	35.042	135,7	20.485
		45.095	1:10.555	2:05.494	<u>2:40.536</u>		3:01.021
9	15:34:05	44.163	25.272	56.884	34.563	132,8	21.235
		44.163	1:09.435	2:06.319	2:40.882		3:02.117
10		<u>43.759</u>	25.616	56.802	39.016	149,3	
		43.759	<u>1:09.375</u>	2:06.177	2:45.193		-----

Mejor Sectores	FL - IP1	IP1 - IP2	IP2 - IP3	IP3 - IP4	IP4 - FL
	43.759	25.121	54.887	34.546	20.329

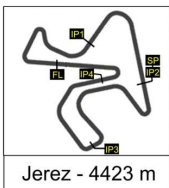


155

CIRCUITO DE JEREZ - CARDOSO SCHOOL
Domingo, 17 de noviembre de 2019
ANÁLISIS - PISTA LIBRE - DE 15:00 A 16:00
155.- Jorge DIAZ SAEZ - CARDOSO SCHOOL

Lap	Time	IP1	IP2	IP3	IP4	VMax	FL
1	15:03:41	39.312 39.312	22.395 1:01.707	<u>46.911</u> 1:48.618	30.005 2:18.623	181,3	19.563 2:38.186
2	15:06:22	41.767 41.767	<u>22.342</u> 1:04.109	47.385 1:51.494	30.800 2:22.294	179,7	18.647 2:40.941
3	15:08:57	38.791 38.791	22.512 <u>1:01.303</u>	47.060 <u>1:48.363</u>	<u>28.463</u> <u>2:16.826</u>	181,1	<u>18.514</u> 2:35.340
4	15:58:25	<u>38.424</u> <u>38.424</u>	26.268 1:04.692	47.087 1:51.779	29.547 2:21.326	166	47:06.783 PIT EXIT
5		49.167 49.167	34.332 1:23.499			63,4	-----

Mejor Sectores	FL - IP1	IP1 - IP2	IP2 - IP3	IP3 - IP4	IP4 - FL
	38.424	22.342	46.911	28.463	18.514

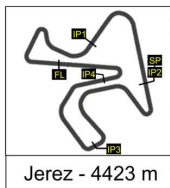


156

CIRCUITO DE JEREZ - CARDOSO SCHOOL
Domingo, 17 de noviembre de 2019
ANÁLISIS - PISTA LIBRE - DE 15:00 A 16:00
156.- José MENA LOPEZ - CARDOSO SCHOOL

Lap	Time	IP1	IP2	IP3	IP4	VMax	FL
1	15:16:04	1:10.406 1:10.406	27.762 1:38.168	1:01.293 2:39.461	35.998 3:15.459	131,3	21.890 3:37.349
2	15:19:15	47.206 47.206	27.926 1:15.132	58.186 2:13.318	35.834 2:49.152	128,6	21.891 3:11.043
3	15:22:23	45.904 45.904	25.886 1:11.790	57.916 2:09.706	35.904 2:45.610	138,1	21.738 3:07.348
4	15:25:36	45.880 45.880	26.896 1:12.776	1:03.406 2:16.182	36.009 2:52.191	111,4	21.338 3:13.529
5	15:28:36	45.054 45.054	25.281 1:10.335	56.217 2:06.552	33.384 2:39.936	141,8	20.311 3:00.247
6	15:31:37	44.999 44.999	25.701 1:10.700	54.896 2:05.596	34.333 2:39.929	148,4	20.336 3:00.265
7	15:34:36	44.999 44.999	25.266 1:10.265	53.997 2:04.262	34.119 2:38.381	143,2	20.754 2:59.135
8	15:37:34	43.532 43.532	25.334 1:08.866	54.160 2:03.026	33.842 2:36.868	150,1	21.230 2:58.098
9	15:40:35	43.940 43.940	25.216 1:09.156	57.552 2:06.708	33.851 2:40.559	147,1	20.259 3:00.818
10	15:43:37	43.823 43.823	26.280 1:10.103	56.657 2:06.760	34.387 2:41.147	135,5	20.868 3:02.015
11	15:46:35	43.274 43.274	25.422 1:08.696	54.023 2:02.719	35.170 2:37.889	138,4	20.079 2:57.968
12		43.777 43.777	24.930 1:08.707	53.102 2:01.809	33.502 2:35.311	156,3	-----

Mejor Sectores	FL - IP1	IP1 - IP2	IP2 - IP3	IP3 - IP4	IP4 - FL
	43.274	24.930	53.102	33.384	20.079



158

CIRCUITO DE JEREZ - CARDOSO SCHOOL
Domingo, 17 de noviembre de 2019
ANÁLISIS - PISTA LIBRE - DE 15:00 A 16:00
158.- Rafael MACIAS - CARDOSO SCHOOL

Lap	Time	IP1	IP2	IP3	IP4	VMax	FL
1	15:27:09	46.173 46.173	21.080 1:07.253	44.412 1:51.665	27.256 2:18.921	201,3	17.683 2:36.604
2	15:29:31	34.710 34.710	20.028 54.738	42.905 1:37.643	27.870 2:05.513	190,1	16.486 2:21.999
3	15:31:49	34.298 34.298	19.818 54.116	41.694 1:35.810	26.388 2:02.198	191,8	16.122 2:18.320
4	15:34:09	34.717 34.717	20.922 55.639	42.569 1:38.208	25.877 2:04.085	190,5	16.143 2:20.228
5	15:36:36	36.990 36.990	20.501 57.491	45.814 1:43.305	27.163 2:10.468	191,8	16.686 2:27.154
6		37.083 37.083	20.047 57.130	49.572 1:46.702	34.024 2:20.726	185,2	-----

Mejor Sectores	FL - IP1	IP1 - IP2	IP2 - IP3	IP3 - IP4	IP4 - FL
	34.298	19.818	41.694	25.877	16.122