

RFME Campeonato de España de Velocidad

Circuito de Jerez

28 y 29 de octubre de 2017



61

# PREMOTO3 ENTRENAMIENTO CRONOMETRADO 2 RESULTADOS REVISADOS

CONDICIONES ATMOSFERICAS: **Soleado**

ESTADO DE LA PISTA: **Seca**

| Ord. # | Piloto | Licencia Club     | Marca NV                 | VR           | Tiempo | Gap             | Intv  | VMax  |              |
|--------|--------|-------------------|--------------------------|--------------|--------|-----------------|-------|-------|--------------|
| 1      | 66     | Adrian HUERTAS    | SPA CUNA DE CAMPEONES    | MIR RACIN 11 | 8      | <b>1:50.979</b> | ----  | ----  | <b>190,3</b> |
| 2      | 50     | Ondrej VOSTATEK   | CZE IGAXTEAM             | BEON 14      | 11     | <b>1:51.123</b> | 0.143 | 0.143 | <b>186,9</b> |
| 3      | 46     | David SALVADOR    | SPA CUNA DE CAMPEONES    | MIR RACIN 11 | 9      | <b>1:51.285</b> | 0.305 | 0.162 | <b>191,7</b> |
| 4      | 99     | Carlos TATAY      | SPA MRW-ASPAR TEAM       | BEON 12      | 12     | <b>1:51.427</b> | 0.447 | 0.142 | <b>182,4</b> |
| 5      | 11     | Alex ESCRIG       | SPA MRW-ASPAR TEAM       | BEON 14      | 14     | <b>1:51.561</b> | 0.581 | 0.134 | <b>190,5</b> |
| 6      | 30     | Lorenzo FELLON    | FRA AJO ACADEMY          | BEON 13      | 6      | <b>1:51.570</b> | 0.590 | 0.009 | <b>188,9</b> |
| 7      | 69     | Marcos RUDA       | SPA CUNA DE CAMPEONES    | MIR RACIN 12 | 10     | <b>1:51.694</b> | 0.714 | 0.124 | <b>191,3</b> |
| 8      | 7      | Barry BALTUS      | BEL AJO ACADEMY          | BEON 13      | 9      | <b>1:51.811</b> | 0.831 | 0.117 | <b>186,8</b> |
| 9      | 76     | Julian GIRAL      | SPA SCHOOL TEAM ESTRELLA | BEON 14      | 12     | <b>1:51.951</b> | 0.971 | 0.140 | <b>187,8</b> |
| 10     | 60     | Sergio GOMEZ-CARO | SPA KPR INNOVATION TEAM  | MIR RACIN 12 | 4      | <b>1:52.207</b> | 1.227 | 0.256 | <b>189,8</b> |
| 11     | 96     | Daniel HOLGADO    | SPA SCHOOL TEAM ESTRELLA | BEON 4       | 4      | <b>1:52.954</b> | 1.974 | 0.747 | <b>186,9</b> |
| 12     | 95     | Collin VEIJER     | NED                      | BEON 10      | 9      | <b>1:53.541</b> | 2.561 | 0.587 | <b>185,3</b> |
| 13     | 87     | Faustino CAÑERO   | SPA GECI MOTORSPORT      | EME 13       | 4      | <b>1:53.623</b> | 2.643 | 0.082 | <b>185,5</b> |
| 14     | 35     | Joshua BAUER      | GER SCHOOL TEAM ESTRELLA | BEON 14      | 9      | <b>1:53.992</b> | 3.012 | 0.369 | <b>186,9</b> |
| 15     | 27     | Nicolas CZYBA     | GER BLUMAQ HMA RACING    | BEON 12      | 11     | <b>1:54.167</b> | 3.187 | 0.175 | <b>184,4</b> |
| 16     | 12     | Borja GOMEZ       | SPA BRIEFING COMPETICION | MIR RACIN 15 | 9      | <b>1:55.391</b> | 4.411 | 1.224 | <b>182,9</b> |
| 17     | 53     | Brian David HART  | GBR JEREZ ANDALUCIA MOTO | RC SPORT 13  | 4      | <b>1:55.760</b> | 4.780 | 0.369 | <b>178,8</b> |
| 18     | 93     | Tom BERÇOT        | FRA BLUMAQ HMA RACING    | BEON 11      | 7      | <b>1:56.058</b> | 5.078 | 0.298 | <b>186,5</b> |
| 19     | 24     | Raul PEREZ        | SPA JEREZ ANDALUCIA MOTO | RC SPORT 14  | 9      | <b>1:56.547</b> | 5.568 | 0.490 | <b>181,8</b> |
| 20     | 14     | Maria BELLOT      | SPA GASSS-SCHOOL COMPETI | BEON 13      | 10     | <b>1:57.040</b> | 6.060 | 0.492 | <b>179,9</b> |
| 21     | 57     | Kenny KOSKINEN    | FIN H43 TEAM NOBBY       | BEON 2       | 2      | <b>1:57.315</b> | 6.335 | 0.275 | <b>188,2</b> |
| 22     | 23     | Jordi RAPOSEIRAS  | AND                      | MIR RACIN 15 | 15     | <b>1:57.967</b> | 6.987 | 0.652 | <b>180,4</b> |

El piloto #58 ha sido penalizado con la anulación de sus tiempos de esta sesión en aplicación del reglamento técnico de la prueba.

Tiempo Mínimo para Clasificar.- 2:07.627

Porcentaje para Clasificar: 115%

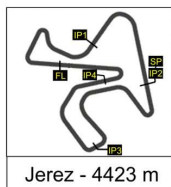
Circuito de Jerez, 28 DE OCTUBRE DE 2017

|                           |                        |   |
|---------------------------|------------------------|---|
| LOS COMISARIOS DEPORTIVOS | EL DIRECTOR DE CARRERA | EL JEFE DE CRONOMETRAJE                 |
| Hora:                     | Hora:                  | RESULTADOS PUBLICADOS A LAS 15:55 HORAS |

LiveTiming: [live.crono-jerez.com](http://live.crono-jerez.com)

Pág 1 de 1





RFME Campeonato de España de Velocidad  
Circuito de Jerez  
28 y 29 de octubre de 2017



62

## PREMOTO3 ENTRENAMIENTO CRONOMETRADO 2 VUELTA A VUELTA

| Vuelta | 7         | 11        | 12        | 14        | 23        | 24        | 27        | 30        | 35        | 46        | 50        | 53        |
|--------|-----------|-----------|-----------|-----------|-----------|-----------|-----------|-----------|-----------|-----------|-----------|-----------|
| 1      | 2:03.291  | 2:06.015  | 2:03.165  | 2:01.200  | 2:12.447  | 2:02.737  | 2:04.265  | 1:56.029  | 2:05.277  | 2:06.863  | 2:00.215  | 2:00.832  |
| 2      | 1:52.300  | 1:53.938  | 1:57.189  | 1:57.352  | 2:05.201  | 1:56.590  | 1:56.735  | 1:52.511  | 1:56.628  | 1:52.824  | 1:54.104  | PIT EXIT  |
| 3      | 1:54.158  | 1:52.934  | 1:59.446  | 2:10.790  | 2:02.225  | PIT EXIT  | 1:56.804  | 1:58.702  | 1:56.908  | 1:52.127  | PIT EXIT  | 2:01.404  |
| 4      | 1:52.108  | 1:52.265  | 2:02.356  | 1:58.722  | 2:04.440  | 2:09.460  | 1:55.787  | 1:53.272  | 1:56.228  | 1:54.291  | 2:05.669  | 1:55.760* |
| 5      | 1:54.452  |           | PIT EXIT  | 1:57.422  | 2:00.743  | 1:56.551  | 1:55.795  | 1:52.273  | 1:55.350  | PIT EXIT  | 1:53.262  | 2:01.045  |
| 6      | PIT EXIT  | 1:52.409  | 2:03.793  | 1:57.731  | 2:00.060  | PIT EXIT  | 1:55.569  | 1:51.570* | 1:55.530  | 1:59.196  | 1:51.986  | PIT EXIT  |
| 7      |           | 1:52.443  | 1:58.200  | PIT EXIT  | 1:58.797  | 2:22.131  | PIT EXIT  | 2:04.719  | PIT EXIT  | 1:52.269  | PIT EXIT  | 2:13.186  |
| 8      |           | PIT EXIT  | 1:55.840  | 2:01.732  | 1:59.512  | 1:59.016  | 2:02.702  | PIT EXIT  | 2:20.393  | 1:51.601  | 1:56.785  | 1:56.404  |
| 9      | 1:51.811* | 1:58.627  | 1:55.391* | 1:57.533  | 1:58.808  | 1:56.547* | 1:54.822  | 1:57.507  | 1:53.992* | 1:51.285* | 1:52.036  |           |
| 10     | 2:12.422  | 1:51.859  | 1:55.770  | 1:57.040* | 1:58.565  | 2:00.552  | 1:54.735  | 1:52.111  | 1:54.489  | 1:51.749  | 1:52.822  | 1:56.403  |
| 11     | 1:52.166  |           | 1:56.152  | 1:57.762  | 1:58.679  | 1:57.321  | 1:54.167* | 1:52.210  |           | 1:58.314  | 1:51.123* | 1:56.423  |
| 12     |           | 1:51.572  | 1:56.299  | 1:57.529  | 1:58.418  | 1:57.390  | 1:54.379  | 1:52.058  | 1:54.170  |           | 1:51.636  | PIT EXIT  |
| 13     | 1:52.167  | 1:52.671  | 2:02.179  | 1:57.635  | 1:58.391  | 1:57.259  |           | 1:52.322  |           |           | 1:52.005  | 2:08.434  |
| 14     |           | 1:51.561* | 2:01.908  |           | 1:58.422  | 2:03.865  |           |           | 2:10.736  |           | 1:53.048  |           |
| 15     |           |           | 1:56.755  |           | 1:57.967* |           |           |           |           |           |           |           |

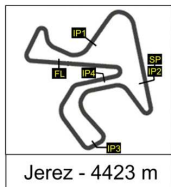
| Vuelta | 57        | 58        | 60        | 66        | 69        | 76        | 87        | 93        | 95        | 96        | 99        |  |
|--------|-----------|-----------|-----------|-----------|-----------|-----------|-----------|-----------|-----------|-----------|-----------|--|
| 1      | 2:03.484  | 2:03.424  | 2:08.885  | 2:07.113  | 2:06.282  | 1:59.643  | PIT EXIT  | 2:05.456  | 2:41.450  | 1:58.764  | 2:03.074  |  |
| 2      | 1:57.315* | 1:54.514  | 1:55.019  | 1:54.305  | 1:53.493  | 1:54.490  | 2:08.601  | 1:57.137  | 2:10.268  | 1:54.148  | 1:53.848  |  |
| 3      |           | 1:54.867  | 1:52.794  | 1:51.786  | 1:52.394  | 1:54.063  | 1:54.015  | PIT EXIT  | PIT EXIT  | 1:54.319  | 1:52.414  |  |
| 4      |           | 1:54.080  | 1:52.207* | 1:53.097  | 1:52.796  | 1:53.201  | 1:53.623* | 2:04.910  | 2:02.128  | 1:52.954* | 1:53.914  |  |
| 5      |           | 1:54.037  | 1:54.222  | PIT EXIT  | PIT EXIT  | PIT EXIT  | 1:53.701  | 1:57.014  | 1:54.237  |           |           |  |
| 6      |           | 1:54.228  | 1:52.922  |           | 1:56.589  |           | 1:53.988  | 1:56.702  | 1:53.888  |           | PIT EXIT  |  |
| 7      |           | 1:53.389* | 2:06.451  | 1:51.806  | 1:52.186  | 1:53.334  | 1:54.159  | 1:56.058* | 1:53.647  |           | 1:59.298  |  |
| 8      |           | 1:53.723  | 1:53.679  | 1:50.979* | 1:52.185  | 1:52.225  | PIT EXIT  | PIT EXIT  | 1:54.273  |           | 1:52.423  |  |
| 9      |           | PIT EXIT  | 1:52.932  | 1:51.552  | 1:52.967  | 1:52.439  | 2:08.571  | 2:02.306  | 1:53.541* |           | 1:53.196  |  |
| 10     |           | 2:07.546  | 1:57.460  | 1:51.660  | 1:51.694* | 1:52.317  | 1:56.148  | 1:56.301  | 1:53.541  |           | 1:52.284  |  |
| 11     |           | 1:54.104  | 1:57.036  | 1:58.057  | 1:51.995  | 2:13.437  | 2:00.314  | 1:56.076  |           |           | 1:54.145  |  |
| 12     |           | 1:53.717  | 1:56.588  |           | 1:53.146  | 1:51.951* | 2:02.265  |           |           |           | 1:51.427* |  |
| 13     |           | 1:53.564  |           |           |           | 2:10.633  | 1:55.606  |           |           |           |           |  |
| 14     |           |           |           |           |           | 1:58.690  |           |           |           |           |           |  |

LiveTiming: [live.crono-jerez.com](http://live.crono-jerez.com)

Pág 1 de 1







Jerez - 4423 m



RFME Campeonato de España de Velocidad  
 Circuito de Jerez  
 28 y 29 de octubre de 2017



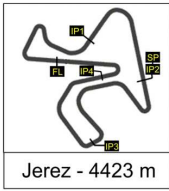
63

## PREMOTO3 ENTRENAMIENTO CRONOMETRADO 2 ANALISIS

| Número | 7      |        | 11     |        | 12     |                 | 14     |        | 23            |                 | 24     |        | 27     |        |
|--------|--------|--------|--------|--------|--------|-----------------|--------|--------|---------------|-----------------|--------|--------|--------|--------|
| Vta    | Sector | Vuelta | Sector | Vuelta | Sector | Vuelta          | Sector | Vuelta | Sector        | Vuelta          | Sector | Vuelta | Sector | Vuelta |
| 15     | IP1    |        |        |        | 24.046 | 24.046          |        |        | <b>24.284</b> | <b>24.284</b>   |        |        |        |        |
|        | IP2    |        |        |        | 22.344 | 46.390          |        |        | 22.587        | 46.871          |        |        |        |        |
|        | IP3    |        |        |        | 33.122 | 1:19.512        |        |        | 33.045        | <b>1:19.916</b> |        |        |        |        |
|        | FL     |        |        | -----  | 37.243 | <b>1:56.755</b> |        |        | <b>38.051</b> | <b>1:57.967</b> |        |        | -----  |        |







RFME Campeonato de España de Velocidad  
 Circuito de Jerez  
 28 y 29 de octubre de 2017



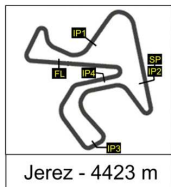
63

## PREMOTO3 ENTRENAMIENTO CRONOMETRADO 2 ANALISIS

| Número | 30  |        | 35     |        | 46     |        | 50     |        | 53     |        | 57     |        | 58     |  |
|--------|-----|--------|--------|--------|--------|--------|--------|--------|--------|--------|--------|--------|--------|--|
|        | Vta | Sector | Vuelta | Sector | Vuelta | Sector | Vuelta | Sector | Vuelta | Sector | Vuelta | Sector | Vuelta |  |
| 15     | IP1 |        |        |        |        |        |        |        |        |        |        |        |        |  |
|        | IP2 |        |        |        |        |        |        |        |        |        |        |        |        |  |
|        | IP3 |        |        |        |        |        |        |        |        |        |        |        |        |  |
|        | FL  |        |        |        |        |        |        |        |        |        |        |        |        |  |







Jerez - 4423 m



**RFME Campeonato de España de Velocidad**  
 Circuito de Jerez  
 28 y 29 de octubre de 2017



**63**

## PREMOTO3 ENTRENAMIENTO CRONOMETRADO 2 ANALISIS

| Número | 60  |        | 66     |        | 69     |        | 76     |        | 87     |        | 93     |        | 95     |  |
|--------|-----|--------|--------|--------|--------|--------|--------|--------|--------|--------|--------|--------|--------|--|
|        | Vta | Sector | Vuelta | Sector | Vuelta | Sector | Vuelta | Sector | Vuelta | Sector | Vuelta | Sector | Vuelta |  |
| 15     | IP1 |        |        |        |        |        |        |        |        |        |        |        |        |  |
|        | IP2 |        |        |        |        |        |        |        |        |        |        |        |        |  |
|        | IP3 |        |        |        |        |        |        |        |        |        |        |        |        |  |
|        | FL  |        |        |        |        |        |        |        |        |        |        |        |        |  |



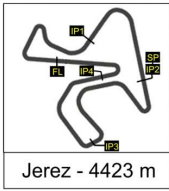




## PREMOTO3 ENTRENAMIENTO CRONOMETRADO 2 ANALISIS

| Número | 96     |               | 99              |               | 0               |        | 0      |        | 0      |        | 0      |        | 0      |        |
|--------|--------|---------------|-----------------|---------------|-----------------|--------|--------|--------|--------|--------|--------|--------|--------|--------|
| Vta    | Sector | Vuelta        | Sector          | Vuelta        | Sector          | Vuelta | Sector | Vuelta | Sector | Vuelta | Sector | Vuelta | Sector | Vuelta |
| 1      | IP1    | 27.573        | 27.573          | 28.106        | 28.106          |        |        |        |        |        |        |        |        |        |
|        | IP2    | 22.292        | 49.865          | 22.375        | 50.481          |        |        |        |        |        |        |        |        |        |
|        | IP3    | 32.168        | 1:22.033        | 35.946        | 1:26.427        |        |        |        |        |        |        |        |        |        |
|        | FL     | 36.731        | <b>1:58.764</b> | 36.647        | <b>2:03.074</b> |        |        |        |        |        |        |        |        |        |
| 2      | IP1    | 23.457        | 23.457          | 23.368        | 23.368          |        |        |        |        |        |        |        |        |        |
|        | IP2    | 22.669        | 46.126          | 21.888        | 45.256          |        |        |        |        |        |        |        |        |        |
|        | IP3    | 31.785        | 1:17.911        | 31.823        | 1:17.079        |        |        |        |        |        |        |        |        |        |
|        | FL     | 36.237        | <b>1:54.148</b> | 36.769        | <b>1:53.848</b> |        |        |        |        |        |        |        |        |        |
| 3      | IP1    | <b>23.345</b> | <b>23.345</b>   | 23.147        | 23.147          |        |        |        |        |        |        |        |        |        |
|        | IP2    | 22.068        | 45.413          | 21.725        | 44.872          |        |        |        |        |        |        |        |        |        |
|        | IP3    | 31.909        | 1:17.322        | 31.518        | 1:16.390        |        |        |        |        |        |        |        |        |        |
|        | FL     | 36.997        | <b>1:54.319</b> | 36.025        | <b>1:52.414</b> |        |        |        |        |        |        |        |        |        |
| 4      | IP1    | 23.384        | 23.384          | 23.258        | 23.258          |        |        |        |        |        |        |        |        |        |
|        | IP2    | <b>21.784</b> | <b>45.168</b>   | 21.743        | 45.001          |        |        |        |        |        |        |        |        |        |
|        | IP3    | 31.770        | <b>1:16.938</b> | 32.664        | 1:17.665        |        |        |        |        |        |        |        |        |        |
|        | FL     | <b>36.016</b> | <b>1:52.954</b> | 36.249        | <b>1:53.914</b> |        |        |        |        |        |        |        |        |        |
| 5      | IP1    | 23.403        | 23.403          | 23.314        | 23.314          |        |        |        |        |        |        |        |        |        |
|        | IP2    | 22.228        | 45.631          | 21.891        | 45.205          |        |        |        |        |        |        |        |        |        |
|        | IP3    | <b>31.587</b> | 1:17.218        | 31.346        | 1:16.551        |        |        |        |        |        |        |        |        |        |
|        | FL     |               | -----           | 1:00.57       |                 |        |        |        |        |        |        |        |        |        |
| 6      | IP1    |               |                 | 22.357        | <b>22.357</b>   |        |        |        |        |        |        |        |        |        |
|        | IP2    |               |                 | 32.565        | <b>54.922</b>   |        |        |        |        |        |        |        |        |        |
|        | IP3    |               |                 | 7:17.20       | <b>PIT EXIT</b> |        |        |        |        |        |        |        |        |        |
|        | FL     |               |                 |               |                 |        |        |        |        |        |        |        |        |        |
| 7      | IP1    |               |                 | 28.700        | 28.700          |        |        |        |        |        |        |        |        |        |
|        | IP2    |               |                 | 22.403        | 51.103          |        |        |        |        |        |        |        |        |        |
|        | IP3    |               |                 | 31.719        | 1:22.822        |        |        |        |        |        |        |        |        |        |
|        | FL     |               |                 | 36.477        | <b>1:59.298</b> |        |        |        |        |        |        |        |        |        |
| 8      | IP1    |               |                 | 23.218        | 23.218          |        |        |        |        |        |        |        |        |        |
|        | IP2    |               |                 | 21.699        | 44.917          |        |        |        |        |        |        |        |        |        |
|        | IP3    |               |                 | 31.438        | 1:16.355        |        |        |        |        |        |        |        |        |        |
|        | FL     |               |                 | 36.068        | <b>1:52.423</b> |        |        |        |        |        |        |        |        |        |
| 9      | IP1    |               |                 | 23.183        | 23.183          |        |        |        |        |        |        |        |        |        |
|        | IP2    |               |                 | 21.741        | 44.924          |        |        |        |        |        |        |        |        |        |
|        | IP3    |               |                 | 31.458        | 1:16.382        |        |        |        |        |        |        |        |        |        |
|        | FL     |               |                 | 36.814        | <b>1:53.196</b> |        |        |        |        |        |        |        |        |        |
| 10     | IP1    |               |                 | 23.270        | 23.270          |        |        |        |        |        |        |        |        |        |
|        | IP2    |               |                 | 21.617        | 44.887          |        |        |        |        |        |        |        |        |        |
|        | IP3    |               |                 | 31.305        | 1:16.192        |        |        |        |        |        |        |        |        |        |
|        | FL     |               |                 | 36.093        | <b>1:52.284</b> |        |        |        |        |        |        |        |        |        |
| 11     | IP1    |               |                 | 23.038        | 23.038          |        |        |        |        |        |        |        |        |        |
|        | IP2    |               |                 | 22.809        | 45.847          |        |        |        |        |        |        |        |        |        |
|        | IP3    |               |                 | 32.291        | 1:18.138        |        |        |        |        |        |        |        |        |        |
|        | FL     |               |                 | 36.007        | <b>1:54.145</b> |        |        |        |        |        |        |        |        |        |
| 12     | IP1    |               |                 | <b>23.014</b> | <b>23.014</b>   |        |        |        |        |        |        |        |        |        |
|        | IP2    |               |                 | 21.328        | 44.342          |        |        |        |        |        |        |        |        |        |
|        | IP3    |               |                 | 31.299        | 1:15.641        |        |        |        |        |        |        |        |        |        |
|        | FL     |               |                 | <b>35.786</b> | <b>1:51.427</b> |        |        |        |        |        |        |        |        |        |
| 13     | IP1    |               |                 | 23.129        | 23.129          |        |        |        |        |        |        |        |        |        |
|        | IP2    |               |                 | <b>21.318</b> | 44.447          |        |        |        |        |        |        |        |        |        |
|        | IP3    |               |                 | <b>31.240</b> | 1:15.687        |        |        |        |        |        |        |        |        |        |
|        | FL     |               |                 |               | -----           |        |        |        |        |        |        |        |        |        |
| 14     | IP1    |               |                 |               |                 |        |        |        |        |        |        |        |        |        |
|        | IP2    |               |                 |               |                 |        |        |        |        |        |        |        |        |        |
|        | IP3    |               |                 |               |                 |        |        |        |        |        |        |        |        |        |
|        | FL     |               |                 |               |                 |        |        |        |        |        |        |        |        |        |





RFME Campeonato de España de Velocidad  
 Circuito de Jerez  
 28 y 29 de octubre de 2017

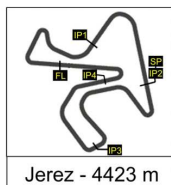


63

## PREMOTO3 ENTRENAMIENTO CRONOMETRADO 2 ANALISIS

| Número | 96     |        | 99     |        | 0      |        | 0      |        | 0      |        | 0      |        | 0      |        |
|--------|--------|--------|--------|--------|--------|--------|--------|--------|--------|--------|--------|--------|--------|--------|
| Vta    | Sector | Vuelta | Sector | Vuelta | Sector | Vuelta | Sector | Vuelta | Sector | Vuelta | Sector | Vuelta | Sector | Vuelta |
| 15     | IP1    |        |        |        |        |        |        |        |        |        |        |        |        |        |
|        | IP2    |        |        |        |        |        |        |        |        |        |        |        |        |        |
|        | IP3    |        |        |        |        |        |        |        |        |        |        |        |        |        |
|        | FL     |        |        |        |        |        |        |        |        |        |        |        |        |        |





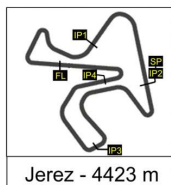
## PREMOTO3

### ENTRENAMIENTO CRONOMETRADO 2

### 40 MEJORES VUELTAS

| Dorsal | Piloto            | Nat | Equipo                     | Maq.      | Hora     | Vuelta | Tiempo   |
|--------|-------------------|-----|----------------------------|-----------|----------|--------|----------|
| 66     | Adrian HUERTAS    | SPA | CUNA DE CAMPEONES          | MIR RACIN | 14:29:25 | 8      | 1:50.979 |
| 50     | Ondrej VOSTATEK   | CZE | IGAXTEAM                   | BEON      | 14:31:17 | 11     | 1:51.123 |
| 46     | David SALVADOR    | SPA | CUNA DE CAMPEONES          | MIR RACIN | 14:31:16 | 9      | 1:51.285 |
| 99     | Carlos TATAY      | SPA | MRW-ASPAR TEAM             | BEON      | 14:34:39 | 12     | 1:51.427 |
| 66     | Adrian HUERTAS    | SPA | CUNA DE CAMPEONES          | MIR RACIN | 14:31:16 | 9      | 1:51.552 |
| 11     | Alex ESCRIG       | SPA | MRW-ASPAR TEAM             | BEON      | 14:35:38 | 14     | 1:51.561 |
| 30     | Lorenzo FELLON    | FRA | AJO ACADEMY                | BEON      | 14:17:10 | 6      | 1:51.570 |
| 11     | Alex ESCRIG       | SPA | MRW-ASPAR TEAM             | BEON      | 14:31:54 | 12     | 1:51.572 |
| 46     | David SALVADOR    | SPA | CUNA DE CAMPEONES          | MIR RACIN | 14:29:25 | 8      | 1:51.601 |
| 50     | Ondrej VOSTATEK   | CZE | IGAXTEAM                   | BEON      | 14:33:08 | 12     | 1:51.636 |
| 66     | Adrian HUERTAS    | SPA | CUNA DE CAMPEONES          | MIR RACIN | 14:33:08 | 10     | 1:51.660 |
| 69     | Marcos RUDA       | SPA | CUNA DE CAMPEONES          | MIR RACIN | 14:33:08 | 10     | 1:51.694 |
| 46     | David SALVADOR    | SPA | CUNA DE CAMPEONES          | MIR RACIN | 14:33:08 | 10     | 1:51.749 |
| 66     | Adrian HUERTAS    | SPA | CUNA DE CAMPEONES          | MIR RACIN | 14:14:46 | 3      | 1:51.786 |
| 66     | Adrian HUERTAS    | SPA | CUNA DE CAMPEONES          | MIR RACIN | 14:27:34 | 7      | 1:51.806 |
| 7      | Barry BALTUS      | BEL | AJO ACADEMY                | BEON      | 14:28:42 | 9      | 1:51.811 |
| 11     | Alex ESCRIG       | SPA | MRW-ASPAR TEAM             | BEON      | 14:28:11 | 10     | 1:51.859 |
| 76     | Julian GIRAL      | SPA | SCHOOL TEAM ESTRELLA GALIC | BEON      | 14:32:47 | 12     | 1:51.951 |
| 50     | Ondrej VOSTATEK   | CZE | IGAXTEAM                   | BEON      | 14:20:56 | 6      | 1:51.986 |
| 69     | Marcos RUDA       | SPA | CUNA DE CAMPEONES          | MIR RACIN | 14:35:00 | 11     | 1:51.995 |
| 50     | Ondrej VOSTATEK   | CZE | IGAXTEAM                   | BEON      | 14:35:00 | 13     | 1:52.005 |
| 50     | Ondrej VOSTATEK   | CZE | IGAXTEAM                   | BEON      | 14:27:33 | 9      | 1:52.036 |
| 30     | Lorenzo FELLON    | FRA | AJO ACADEMY                | BEON      | 14:33:32 | 12     | 1:52.058 |
| 7      | Barry BALTUS      | BEL | AJO ACADEMY                | BEON      | 14:12:46 | 4      | 1:52.108 |
| 30     | Lorenzo FELLON    | FRA | AJO ACADEMY                | BEON      | 14:29:48 | 10     | 1:52.111 |
| 46     | David SALVADOR    | SPA | CUNA DE CAMPEONES          | MIR RACIN | 14:14:45 | 3      | 1:52.127 |
| 7      | Barry BALTUS      | BEL | AJO ACADEMY                | BEON      | 14:32:47 | 11     | 1:52.166 |
| 7      | Barry BALTUS      | BEL | AJO ACADEMY                | BEON      | 14:36:31 | 13     | 1:52.167 |
| 69     | Marcos RUDA       | SPA | CUNA DE CAMPEONES          | MIR RACIN | 14:29:23 | 8      | 1:52.185 |
| 69     | Marcos RUDA       | SPA | CUNA DE CAMPEONES          | MIR RACIN | 14:27:31 | 7      | 1:52.186 |
| 60     | Sergio GOMEZ-CARO | SPA | KPR INNOVATION TEAM        | MIR RACIN | 14:13:21 | 4      | 1:52.207 |
| 30     | Lorenzo FELLON    | FRA | AJO ACADEMY                | BEON      | 14:31:40 | 11     | 1:52.210 |
| 76     | Julian GIRAL      | SPA | SCHOOL TEAM ESTRELLA GALIC | BEON      | 14:24:57 | 8      | 1:52.225 |
| 11     | Alex ESCRIG       | SPA | MRW-ASPAR TEAM             | BEON      | 14:12:50 | 4      | 1:52.265 |
| 46     | David SALVADOR    | SPA | CUNA DE CAMPEONES          | MIR RACIN | 14:27:33 | 7      | 1:52.269 |
| 30     | Lorenzo FELLON    | FRA | AJO ACADEMY                | BEON      | 14:15:18 | 5      | 1:52.273 |
| 99     | Carlos TATAY      | SPA | MRW-ASPAR TEAM             | BEON      | 14:30:54 | 10     | 1:52.284 |
| 7      | Barry BALTUS      | BEL | AJO ACADEMY                | BEON      | 14:09:00 | 2      | 1:52.300 |
| 76     | Julian GIRAL      | SPA | SCHOOL TEAM ESTRELLA GALIC | BEON      | 14:28:41 | 10     | 1:52.317 |
| 30     | Lorenzo FELLON    | FRA | AJO ACADEMY                | BEON      | 14:35:24 | 13     | 1:52.322 |

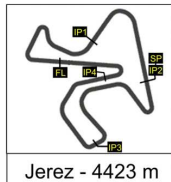




## PREMOTO3 ENTRENAMIENTO CRONOMETRADO 2 TOP CINCO VUELTAS

| Piloto | Nat | Equipo                      | Top Five Laps |          |          |          |          |
|--------|-----|-----------------------------|---------------|----------|----------|----------|----------|
| 66     | SPA | CUNA DE CAMPEONES           | 1:50.979      | 1:51.552 | 1:51.660 | 1:51.786 | 1:51.806 |
| 50     | CZE | IGAXTEAM                    | 1:51.123      | 1:51.636 | 1:51.986 | 1:52.005 | 1:52.036 |
| 46     | SPA | CUNA DE CAMPEONES           | 1:51.285      | 1:51.601 | 1:51.749 | 1:52.127 | 1:52.269 |
| 99     | SPA | MRW-ASPAR TEAM              | 1:51.427      | 1:52.284 | 1:52.414 | 1:52.423 | 1:53.196 |
| 11     | SPA | MRW-ASPAR TEAM              | 1:51.561      | 1:51.572 | 1:51.859 | 1:52.265 | 1:52.409 |
| 30     | FRA | AJO ACADEMY                 | 1:51.570      | 1:52.058 | 1:52.111 | 1:52.210 | 1:52.273 |
| 69     | SPA | CUNA DE CAMPEONES           | 1:51.694      | 1:51.995 | 1:52.185 | 1:52.186 | 1:52.394 |
| 7      | BEL | AJO ACADEMY                 | 1:51.811      | 1:52.108 | 1:52.166 | 1:52.167 | 1:52.300 |
| 76     | SPA | SCHOOL TEAM ESTRELLA GALICI | 1:51.951      | 1:52.225 | 1:52.317 | 1:52.439 | 1:53.201 |
| 60     | SPA | KPR INNOVATION TEAM         | 1:52.207      | 1:52.794 | 1:52.922 | 1:52.932 | 1:53.679 |
| 96     | SPA | SCHOOL TEAM ESTRELLA GALICI | 1:52.954      | 1:54.148 | 1:54.319 | 1:58.764 | PIT EXIT |
| 58     | SPA | IMC TEAM                    | 1:53.389      | 1:53.564 | 1:53.717 | 1:53.723 | 1:54.037 |
| 95     | NED |                             | 1:53.541      | 1:53.541 | 1:53.647 | 1:53.888 | 1:54.237 |
| 87     | SPA | GECI MOTORSPORT             | 1:53.623      | 1:53.701 | 1:53.988 | 1:54.015 | 1:54.159 |
| 35     | GER | SCHOOL TEAM ESTRELLA GALICI | 1:53.992      | 1:54.170 | 1:54.489 | 1:55.350 | 1:55.530 |
| 27     | GER | BLUMAQ HMA RACING           | 1:54.167      | 1:54.379 | 1:54.735 | 1:54.822 | 1:55.569 |
| 12     | SPA | BRIEFING COMPETICION        | 1:55.391      | 1:55.770 | 1:55.840 | 1:56.152 | 1:56.299 |
| 53     | GBR | JEREZ ANDALUCIA MOTOR TALEN | 1:55.760      | 1:56.403 | 1:56.404 | 1:56.423 | 2:00.832 |
| 93     | FRA | BLUMAQ HMA RACING           | 1:56.058      | 1:56.076 | 1:56.301 | 1:56.702 | 1:57.014 |
| 24     | SPA | JEREZ ANDALUCIA MOTOR TALEN | 1:56.547      | 1:56.551 | 1:56.590 | 1:57.259 | 1:57.321 |
| 14     | SPA | GASSS-SCHOOL COMPETICION    | 1:57.040      | 1:57.352 | 1:57.422 | 1:57.529 | 1:57.533 |
| 57     | FIN | H43 TEAM NOBBY              | 1:57.315      | 2:03.484 | PIT EXIT |          |          |
| 23     | AND |                             | 1:57.967      | 1:58.391 | 1:58.418 | 1:58.422 | 1:58.565 |





Jerez - 4423 m



RFME Campeonato de España de Velocidad

Circuito de Jerez

28 y 29 de octubre de 2017

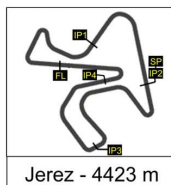


66

## PREMOTO3 ENTRENAMIENTO CRONOMETRADO 2 40 MEJORES VELOCIDADES MÁXIMAS

| Dorsal | Piloto            | Nat | Equipo                     | Maq.      | Hora     | Vuelta | Vmax  |
|--------|-------------------|-----|----------------------------|-----------|----------|--------|-------|
| 46     | David SALVADOR    | SPA | CUNA DE CAMPEONES          | MIR RACIN | 14:26:25 | 6      | 191,7 |
| 69     | Marcos RUDA       | SPA | CUNA DE CAMPEONES          | MIR RACIN | 14:15:31 | 3      | 191,3 |
| 69     | Marcos RUDA       | SPA | CUNA DE CAMPEONES          | MIR RACIN | 14:30:09 | 8      | 190,6 |
| 11     | Alex ESCRIG       | SPA | MRW-ASPAR TEAM             | BEON      | 14:07:56 | 1      | 190,5 |
| 66     | Adrian HUERTAS    | SPA | CUNA DE CAMPEONES          | MIR RACIN | 14:13:39 | 2      | 190,3 |
| 69     | Marcos RUDA       | SPA | CUNA DE CAMPEONES          | MIR RACIN | 14:35:45 | 11     | 190,1 |
| 69     | Marcos RUDA       | SPA | CUNA DE CAMPEONES          | MIR RACIN | 14:24:31 | 5      | 190,0 |
| 60     | Sergio GOMEZ-CARO | SPA | KPR INNOVATION TEAM        | MIR RACIN | 14:12:13 | 3      | 189,8 |
| 69     | Marcos RUDA       | SPA | CUNA DE CAMPEONES          | MIR RACIN | 14:13:39 | 2      | 189,4 |
| 60     | Sergio GOMEZ-CARO | SPA | KPR INNOVATION TEAM        | MIR RACIN | 14:25:44 | 10     | 189,0 |
| 30     | Lorenzo FELLON    | FRA | AJO ACADEMY                | BEON      | 14:28:40 | 9      | 188,9 |
| 60     | Sergio GOMEZ-CARO | SPA | KPR INNOVATION TEAM        | MIR RACIN | 14:19:59 | 7      | 188,6 |
| 66     | Adrian HUERTAS    | SPA | CUNA DE CAMPEONES          | MIR RACIN | 14:33:53 | 10     | 188,5 |
| 57     | Kenny KOSKINEN    | FIN | H43 TEAM NOBBY             | BEON      | 14:05:55 | 0      | 188,2 |
| 66     | Adrian HUERTAS    | SPA | CUNA DE CAMPEONES          | MIR RACIN | 14:26:26 | 6      | 188,2 |
| 30     | Lorenzo FELLON    | FRA | AJO ACADEMY                | BEON      | 14:14:01 | 4      | 188,1 |
| 69     | Marcos RUDA       | SPA | CUNA DE CAMPEONES          | MIR RACIN | 14:11:46 | 1      | 187,9 |
| 76     | Julian GIRAL      | SPA | SCHOOL TEAM ESTRELLA GALIC | BEON      | 14:31:39 | 11     | 187,8 |
| 46     | David SALVADOR    | SPA | CUNA DE CAMPEONES          | MIR RACIN | 14:17:26 | 4      | 187,7 |
| 66     | Adrian HUERTAS    | SPA | CUNA DE CAMPEONES          | MIR RACIN | 14:28:18 | 7      | 187,7 |
| 46     | David SALVADOR    | SPA | CUNA DE CAMPEONES          | MIR RACIN | 14:30:09 | 8      | 187,6 |
| 58     | Iñigo IGLESIAS    | SPA | IMC TEAM                   |           | 14:15:31 | 5      | 187,6 |
| 46     | David SALVADOR    | SPA | CUNA DE CAMPEONES          | MIR RACIN | 14:32:01 | 9      | 187,5 |
| 60     | Sergio GOMEZ-CARO | SPA | KPR INNOVATION TEAM        | MIR RACIN | 14:27:43 | 11     | 187,4 |
| 46     | David SALVADOR    | SPA | CUNA DE CAMPEONES          | MIR RACIN | 14:24:30 | 5      | 187,2 |
| 35     | Joshua BAUER      | GER | SCHOOL TEAM ESTRELLA GALIC | BEON      | 14:09:51 | 2      | 186,9 |
| 96     | Daniel HOLGADO    | SPA | SCHOOL TEAM ESTRELLA GALIC | BEON      | 14:06:31 | 0      | 186,9 |
| 50     | Ondrej VOSTATEK   | CZE | IGAXTEAM                   | BEON      | 14:07:55 | 1      | 186,9 |
| 7      | Barry BALTUS      | BEL | AJO ACADEMY                | BEON      | 14:33:31 | 11     | 186,8 |
| 60     | Sergio GOMEZ-CARO | SPA | KPR INNOVATION TEAM        | MIR RACIN | 14:23:51 | 9      | 186,7 |
| 30     | Lorenzo FELLON    | FRA | AJO ACADEMY                | BEON      | 14:30:32 | 10     | 186,5 |
| 93     | Tom BERÇOT        | FRA | BLUMAQ HMA RACING          | BEON      | 14:05:57 | 0      | 186,5 |
| 50     | Ondrej VOSTATEK   | CZE | IGAXTEAM                   | BEON      | 14:30:10 | 10     | 186,5 |
| 69     | Marcos RUDA       | SPA | CUNA DE CAMPEONES          | MIR RACIN | 14:33:52 | 10     | 186,3 |
| 30     | Lorenzo FELLON    | FRA | AJO ACADEMY                | BEON      | 14:16:02 | 5      | 186,3 |
| 30     | Lorenzo FELLON    | FRA | AJO ACADEMY                | BEON      | 14:08:26 | 1      | 186,3 |
| 58     | Iñigo IGLESIAS    | SPA | IMC TEAM                   |           | 14:17:25 | 6      | 186,3 |
| 30     | Lorenzo FELLON    | FRA | AJO ACADEMY                | BEON      | 14:32:24 | 11     | 186,2 |
| 30     | Lorenzo FELLON    | FRA | AJO ACADEMY                | BEON      | 14:34:17 | 12     | 186,2 |
| 30     | Lorenzo FELLON    | FRA | AJO ACADEMY                | BEON      | 14:19:59 | 7      | 186,2 |

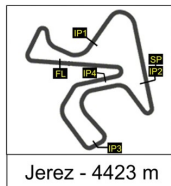




## PREMOTO3 ENTRENAMIENTO CRONOMETRADO 2 TOP CINCO VELOCIDADES MÁXIMAS

| Piloto               | Nat | Equipo                      | Top Five Vmax |       |       |       |       |
|----------------------|-----|-----------------------------|---------------|-------|-------|-------|-------|
| 46 David SALVADOR    | SPA | CUNA DE CAMPEONES           | 191,7         | 187,7 | 187,6 | 187,5 | 187,2 |
| 69 Marcos RUDA       | SPA | CUNA DE CAMPEONES           | 191,3         | 190,6 | 190,1 | 190,0 | 189,4 |
| 11 Alex ESCRIG       | SPA | MRW-ASPAR TEAM              | 190,5         | 186,0 | 185,6 | 184,9 | 184,8 |
| 66 Adrian HUERTAS    | SPA | CUNA DE CAMPEONES           | 190,3         | 188,5 | 188,2 | 187,7 | 186,2 |
| 60 Sergio GOMEZ-CARO | SPA | KPR INNOVATION TEAM         | 189,8         | 189,0 | 188,6 | 187,4 | 186,7 |
| 30 Lorenzo FELLON    | FRA | AJO ACADEMY                 | 188,9         | 188,1 | 186,5 | 186,3 | 186,3 |
| 57 Kenny KOSKINEN    | FIN | H43 TEAM NOBBY              | 188,2         | 182,3 | 180,9 |       |       |
| 76 Julian GIRAL      | SPA | SCHOOL TEAM ESTRELLA GALICI | 187,8         | 185,1 | 184,6 | 184,3 | 184,0 |
| 58 Iñigo IGLESIAS    | SPA | IMC TEAM                    | 187,6         | 186,3 | 186,0 | 185,2 | 184,4 |
| 50 Ondrej VOSTATEK   | CZE | IGAXTEAM                    | 186,9         | 186,5 | 185,0 | 184,9 | 184,8 |
| 35 Joshua BAUER      | GER | SCHOOL TEAM ESTRELLA GALICI | 186,9         | 185,3 | 185,0 | 184,9 | 184,7 |
| 96 Daniel HOLGADO    | SPA | SCHOOL TEAM ESTRELLA GALICI | 186,9         | 183,7 | 183,0 | 179,8 | 178,3 |
| 7 Barry BALTUS       | BEL | AJO ACADEMY                 | 186,8         | 185,6 | 184,6 | 184,3 | 183,1 |
| 93 Tom BERÇOT        | FRA | BLUMAQ HMA RACING           | 186,5         | 185,4 | 182,0 | 180,9 | 180,2 |
| 87 Faustino CAÑERO   | SPA | GECI MOTORSPORT             | 185,5         | 184,3 | 182,7 | 181,8 | 180,5 |
| 95 Collin VEIJER     | NED |                             | 185,3         | 184,9 | 184,0 | 183,6 | 182,4 |
| 27 Nicolas CZYBA     | GER | BLUMAQ HMA RACING           | 184,4         | 182,6 | 182,6 | 181,1 | 179,9 |
| 12 Borja GOMEZ       | SPA | BRIEFING COMPETICION        | 182,9         | 182,9 | 182,7 | 182,5 | 182,5 |
| 99 Carlos TATAY      | SPA | MRW-ASPAR TEAM              | 182,4         | 182,0 | 181,9 | 181,6 | 180,2 |
| 24 Raul PEREZ        | SPA | JEREZ ANDALUCIA MOTOR TALEN | 181,8         | 180,8 | 179,7 | 179,3 | 178,9 |
| 23 Jordi RAPOSEIRAS  | AND |                             | 180,4         | 180,2 | 180,0 | 179,9 | 179,6 |
| 14 Maria BELLOT      | SPA | GASSS-SCHOOL COMPETICION    | 179,9         | 179,8 | 179,1 | 178,9 | 178,9 |
| 53 Brian David HART  | GBR | JEREZ ANDALUCIA MOTOR TALEN | 178,5         | 178,4 | 178,3 | 178,0 | 177,7 |





RFME Campeonato de España de Velocidad  
Circuito de Jerez  
28 y 29 de octubre de 2017



68

## PREMOTO3 ENTRENAMIENTOS CRONOMETRADOS RESULTADOS COMBINADOS

| Ord. # | Piloto | Club              | Marca                        | Neum <u>NVI</u> | Sesion 1 |    |        | Sesion 2 |                 |        | Mejor Tiempo |                 |          |
|--------|--------|-------------------|------------------------------|-----------------|----------|----|--------|----------|-----------------|--------|--------------|-----------------|----------|
|        |        |                   |                              |                 | VR       | NV | Tiempo | VR       | NV              | Tiempo |              |                 |          |
| 1      | 76     | Julian GIRAL      | SCHOOL TEAM ESTRELLA GALICIA | 0 BEON          | DUNLOP   | 28 | 9      | 14       | <b>1:50.774</b> | 12     | 14           | 1:51.951        | 1:50.774 |
| 2      | 99     | Carlos TATAY      | MRW-ASPAR TEAM               | BEON            | DUNLOP   | 26 | 10     | 14       | <b>1:50.858</b> | 12     | 12           | 1:51.427        | 1:50.858 |
| 3      | 30     | Lorenzo FELLON    | AJO ACADEMY                  | BEON            | DUNLOP   | 24 | 4      | 11       | <b>1:50.901</b> | 6      | 13           | 1:51.570        | 1:50.901 |
| 4      | 50     | Ondrej VOSTATEK   | IGAXTEAM                     | BEON            | DUNLOP   | 28 | 11     | 14       | <b>1:50.910</b> | 11     | 14           | 1:51.123        | 1:50.910 |
| 5      | 66     | Adrian HUERTAS    | CUNA DE CAMPEONES            | MIR RACIN       | DUNLOP   | 23 | 11     | 12       | <b>1:50.918</b> | 8      | 11           | 1:50.980        | 1:50.918 |
| 6      | 96     | Daniel HOLGADO    | SCHOOL TEAM ESTRELLA GALICIA | 0 BEON          | DUNLOP   | 18 | 12     | 14       | <b>1:51.065</b> | 4      | 4            | 1:52.954        | 1:51.065 |
| 7      | 46     | David SALVADOR    | CUNA DE CAMPEONES            | MIR RACIN       | DUNLOP   | 24 | 12     | 13       | 1:51.403        | 9      | 11           | <b>1:51.285</b> | 1:51.285 |
| 8      | 7      | Barry BALTUS      | AJO ACADEMY                  | BEON            | DUNLOP   | 27 | 9      | 14       | <b>1:51.475</b> | 9      | 13           | 1:51.811        | 1:51.475 |
| 9      | 69     | Marcos RUDA       | CUNA DE CAMPEONES            | MIR RACIN       | DUNLOP   | 25 | 4      | 13       | <b>1:51.535</b> | 10     | 12           | 1:51.694        | 1:51.535 |
| 10     | 11     | Alex ESCRIG       | MRW-ASPAR TEAM               | BEON            | DUNLOP   | 14 | 0      | 0        | ----            | 14     | 14           | <b>1:51.561</b> | 1:51.561 |
| 11     | 87     | Faustino CAÑERO   | GECI MOTORSPORT              | EME             | DUNLOP   | 22 | 9      | 9        | <b>1:52.191</b> | 4      | 13           | 1:53.623        | 1:52.191 |
| 12     | 60     | Sergio GOMEZ-CARO | KPR INNOVATION TEAM          | MIR RACIN       | DUNLOP   | 25 | 13     | 13       | 1:54.425        | 4      | 12           | <b>1:52.207</b> | 1:52.207 |
| 13     | 57     | Kenny KOSKINEN    | H43 TEAM NOBBY               | BEON            | DUNLOP   | 16 | 6      | 14       | <b>1:52.561</b> | 2      | 2            | 1:57.315        | 1:52.561 |
| 14     | 58     | Iñigo IGLESIAS    | IMC TEAM                     |                 | DUNLOP   | 28 | 6      | 15       | <b>1:52.692</b> |        |              |                 | 1:52.692 |
| 15     | 53     | Brian David HART  | JEREZ ANDALUCIA MOTOR TALENT | RC SPORT        | DUNLOP   | 25 | 9      | 12       | <b>1:53.379</b> | 4      | 13           | 1:55.760        | 1:53.379 |
| 16     | 27     | Nicolas CZYBA     | BLUMAQ HMA RACING            | BEON            | DUNLOP   | 25 | 10     | 13       | <b>1:53.411</b> | 11     | 12           | 1:54.167        | 1:53.411 |
| 17     | 95     | Collin VEIJER     |                              | BEON            | DUNLOP   | 10 | 0      | 0        | ----            | 9      | 10           | <b>1:53.541</b> | 1:53.541 |
| 18     | 35     | Joshua BAUER      | SCHOOL TEAM ESTRELLA GALICIA | 0 BEON          | DUNLOP   | 30 | 6      | 16       | 1:54.444        | 9      | 14           | <b>1:53.992</b> | 1:53.992 |
| 19     | 93     | Tom BERÇOT        | BLUMAQ HMA RACING            | BEON            | DUNLOP   | 23 | 12     | 12       | <b>1:54.566</b> | 7      | 11           | 1:56.058        | 1:54.566 |
| 20     | 12     | Borja GOMEZ       | BRIEFING COMPETICION         | MIR RACIN       | DUNLOP   | 29 | 8      | 14       | <b>1:55.129</b> | 9      | 15           | 1:55.391        | 1:55.129 |
| 21     | 24     | Raul PEREZ        | JEREZ ANDALUCIA MOTOR TALENT | RC SPORT        | DUNLOP   | 25 | 9      | 11       | <b>1:55.224</b> | 9      | 14           | 1:56.548        | 1:55.224 |
| 22     | 14     | Maria BELLOT      | GASSS-SCHOOL COMPETICION     | BEON            | DUNLOP   | 26 | 9      | 13       | <b>1:55.777</b> | 10     | 13           | 1:57.040        | 1:55.777 |
| 23     | 23     | Jordi RAPOSEIRAS  |                              | MIR RACIN       | DUNLOP   | 26 | 11     | 11       | <b>1:57.586</b> | 15     | 15           | 1:57.967        | 1:57.586 |

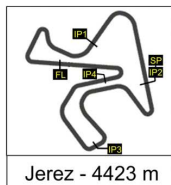
Circuito de Jerez, 28 DE OCTUBRE DE 2017

|   |  |   |
|---|--|---|
| <b>LOS COMISARIOS DEPORTIVOS</b><br><br>Hora: | <b>EL DIRECTOR DE CARRERA</b><br><br>Hora: | <b>EL JEFE DE CRONOMETRAJE</b><br><br>RESULTADOS PUBLICADOS A LAS 14:40 HORAS |
|---|--|---|

LiveTiming: [live.crono-jerez.com](http://live.crono-jerez.com)

Pág 1 de 1





## PREMOTO3 CARRERA PARRILLA DE SALIDA



|   |  |   |  |
|---|--|---|--|
| 1 | 1<br>76<br>Julian GIRAL<br>1:50.774    | 2<br>99<br>Carlos TATAY<br>1:50.858       | 3<br>30<br>Lorenzo FELLON<br>1:50.901    |
| 2 | 4<br>50<br>Ondrej VOSTATEK<br>1:50.910 | 5<br>66<br>Adrian HUERTAS<br>1:50.918     | 6<br>96<br>Daniel HOLGADO<br>1:51.065    |
| 3 | 7<br>46<br>David SALVADOR<br>1:51.285  | 8<br>7<br>Barry BALTUS<br>1:51.475        | 9<br>69<br>Marcos RUDA<br>1:51.535       |
| 4 | 10<br>11<br>Alex ESCRIG<br>1:51.561    | 11<br>60<br>Sergio GOMEZ-CARO<br>1:52.207 | 12<br>87<br>Faustino CAÑERO<br>1:52.191  |
| 5 | 13<br>57<br>Kenny KOSKINEN<br>1:52.561 | 14<br>58<br>Iñigo IGLESIAS<br>1:52.692    | 15<br>53<br>Brian David HART<br>1:53.379 |
| 6 | 16<br>27<br>Nicolas CZYBA<br>1:53.411  | 17<br>95<br>Collin VEIJER<br>1:53.541     | 18<br>35<br>Joshua BAUER<br>1:53.992     |
| 7 | 19<br>93<br>Tom BERÇOT<br>1:54.566     | 20<br>12<br>Borja GOMEZ<br>1:55.129       | 21<br>24<br>Raul PÉREZ<br>1:55.224       |
| 8 | 22<br>14<br>Maria BELLOT<br>1:55.777   | 23<br>23<br>Jordi RAPOSEIRAS<br>1:57.586  |  |

El piloto #23 fue penalizado con 3 posiciones en la parrilla por hacer caso omiso a banderas azules en Albacete.  
El piloto #87 fue penalizado con 1 posición en la parrilla en aplicación del reglamento técnico de la prueba.

LOS COMISARIOS DEPORTIVOS

EL JEFE DE CRONOMETRAJE

